

# **EURONEXT REPORTING GUIDELINES**

## **MYMARKETDATA PORTAL**

Version number

1.8

Number of pages

55

This document is for information purposes only and is not a recommendation to engage in investment activities. This document is provided "as is" without representation or warranty of any kind. Whilst all reasonable care has been taken to ensure the accuracy of the content, Euronext does not guarantee its accuracy or completeness. Euronext will not be held liable for any loss or damages of any nature ensuing from using, trusting or acting on information provided. No information set out or referred to in this document shall form the basis of any contract. The creation of rights and obligations in respect of financial products that are traded on the exchanges operated by Euronext's subsidiaries shall depend solely on the applicable rules of the market operator. All proprietary rights and interest in or connected with this publication shall vest in Euronext. No part of it may be redistributed or reproduced in any form without the prior written permission of Euronext.

Euronext refers to Euronext N.V. and its affiliates. Information regarding trademarks and intellectual property rights of Euronext is located at [www.euronext.com/terms-use](http://www.euronext.com/terms-use).

© 2025, Euronext N.V. - All rights reserved.

These guidelines provide the Contracting Party and/or its Affiliates with more detailed information on how to fulfil their market data reporting obligations to Euronext, as described in the EMDA Reporting Policy, as per 1 January 2025. This EMDA Reporting Policy, which forms part of the Euronext Market Data Agreement (EMDA) and other documentation are available [here](#). For more information, please e-mail [databyeuronext@euronext.com](mailto:databyeuronext@euronext.com).

*Note, the information and materials contained in this document are provided 'as is' and Euronext does not warrant the accuracy, adequacy or completeness of the information and materials and expressly disclaims liability for any errors or omissions. This document is not intended to be, and shall not constitute in any way a binding or legal agreement, or impose any legal obligation on Euronext.*

## CONTENTS

<b>1.</b>	<b>INTRODUCTION TO THE REPORTING REQUIREMENT .....</b>	<b>4</b>
<b>2.</b>	<b>MONTHLY REPORTS .....</b>	<b>5</b>
2.1	Web Portal .....	5
2.2	What to Report .....	5
2.3	Unit of Count .....	5
2.4	When to Report.....	5
2.5	How to Report .....	6
<b>3.</b>	<b>EURONEXT'S MYMARKETDATA PORTAL.....</b>	<b>7</b>
3.1	Accessing the Portal.....	7
3.2	Multi-Factor Authentication .....	8
3.3	The Home Page.....	9
<b>4.</b>	<b>USAGE REPORTING – MANUALLY.....</b>	<b>11</b>
4.1	Creating a Location.....	11
4.2	Editing a Location.....	13
4.3	Inactivating a Location .....	14
4.4	Reporting the Usage .....	15
4.5	Submitting a Report .....	16
<b>5.</b>	<b>USAGE REPORTING – EXCEL UPLOAD .....</b>	<b>19</b>
5.1	Creating a Location.....	19
5.2	Request a Prefilled Template .....	19
5.3	Format of the Excel Upload .....	20
5.4	Upload an Excel Report .....	23
	<b>APPENDIX 1: OVERVIEW OF THE REPORTING CATEGORIES .....</b>	<b>25</b>
	<b>APPENDIX 2: UNIT OF COUNTS .....</b>	<b>27</b>
A2.1.	Device .....	27
A2.2.	User per Source .....	27
A2.3.	Example 'User per Source' - when you are a Redistributor.....	28
A2.4.	Example 'User per Source' - when you are a Trading Member .....	29
	<b>APPENDIX 3: EURONEXT MARKET DATA PRODUCTS &amp; PRODUCTS CODES PER REPORTING CATEGORY .....</b>	<b>30</b>
	<b>APPENDIX 4: EURONEXT MARKET DATA PRODUCTS &amp; PRODUCTS CODES &amp; OPTIQ MD CHANNELS.....</b>	<b>31</b>

## 1. INTRODUCTION TO THE REPORTING REQUIREMENT

The EMDA Reporting Policy, which forms part of the EMDA, sets out the Contracting Party's reporting obligation for

- its internal use of information.
- its redistribution of information to its subscribers that have been approved for natural user.
- its redistribution of information as part of managed non-display services.
- its redistribution of real-time data as part of an ASP Service or ESP Service to trading members (exceptional procedure).
- its redistribution of real-time data to non-professional subscribers.
- its redistribution of information as part of White Label Services.
- its redistribution of information to its subscribers and/or sub vendors

The table below provide an overview of your reporting and declaration obligations as a Contracting Party.

MONTHLY REPORTS – EMDA Reporting Policy	
WHAT	A monthly electronic report, indicating all use and redistribution of information during the reporting period as according to the EMDA Reporting Policy.
WHEN	Each month, within 15 days after the end of each calendar month.
FREQUENCY	Monthly
REPORTABLE UNIT/UNIT OF COUNT	Please refer to the EMDA Reporting Policy indicating the Unit of Count for each type of use and/or redistribution of information
FEES	The applicable monthly fees are outlined in the Product Fee Schedule available <a href="#">here</a> .
HOW	Monthly electronic reports should be submitted via Euronext's <i>MyMarketData Portal</i> or alternatively via FTP in VRXML format.

---

## 2. MONTHLY REPORTS

This section provides more detailed information on how to fulfil your reporting obligation to Euronext as described in the EMDA Reporting Policy, which forms part of the EMDA.

---

### 2.1 WEB PORTAL

When your organization enters into the EMDA and access to the information commences:

- Euronext will set-up an account for you to allow you to report electronically. Log-in details will be provided to you by e-mail.
- Euronext will set-up the appropriate information products and corresponding product codes under that account.

You will then be able to complete and submit electronic reports under an account set-up by Euronext. Please do not forget to confirm the details entered prior to submitting a report to Euronext.

---

### 2.2 WHAT TO REPORT

You should report all use and redistribution of information during the reporting period as according to the EMDA Reporting Policy by completing and submitting a monthly electronic report. For this purpose, you should count and report the number of reportable units per **Euronext Information Product** within a calendar month, per location/subscriber.

---

### 2.3 UNIT OF COUNT

For your organization's own accesses, you should report the number of Users per Source with the ability to access real-time data. 'User' refers to a natural person and 'Source' refers to each separate data feed product from an Information Supplier. Netting between different sources is not permitted. For more information about the User per Source unit of count please [click here](#). Where you cannot allocate a device or application to a natural person you should report the device or application. Note, simultaneous access on such device is not permitted.

For your subscriber's accesses to Information Supplier-Controlled information you should report each Device.

For your subscriber's accesses to Recipient-Controlled market data you should report the information provided by such subscriber via a data feed access declaration.

For more information, please refer to the EMDA Reporting Policy indicating the Unit of Count for each type of use and/or redistribution of information.

---

### 2.4 WHEN TO REPORT

You have to complete and submit a monthly electronic report. Your initial report should be submitted within 15 days after the calendar month in which your organization's access to information commences. Subsequently you should report each calendar

month within 15 days after a reporting period. The table below uses the year 2025 as an example to illustrate the reporting deadlines. The same day and month will apply for the years following.

SUBMIT THE REPORT OF...	BEFORE... (I.E. REPORTING DEADLINE)	SUBMIT THE REPORT OF...	BEFORE... (I.E. REPORTING DEADLINE)
<b>January 2025</b>	16 February 2025	<b>July 2025</b>	16 August 2025
<b>February 2025</b>	16 March 2025	<b>August 2025</b>	16 September 2025
<b>March 2024</b>	16 April 2025	<b>September 2025</b>	16 October 2025
<b>April 2025</b>	16 May 2025	<b>October 2025</b>	16 November 2025
<b>May 2025</b>	16 June 2025	<b>November 2025</b>	16 December 2025
<b>June 2025</b>	16 July 2025	<b>December 2025</b>	16 January 2026

As a delay in your reporting can cause a disruption of Euronext's standard processes, Euronext may charge for compensation if you do not submit your report before the reporting deadline. For more information we refer to clause 2.2 of the EMDA Reporting Policy.

## 2.5 HOW TO REPORT

You can report via Euronext's *MyMarketData Portal*. You can enter data into the *MyMarketData Portal* via the graphic user interface or via an excel file upload.

You can manually report for each Location for each Information Product through the *MyMarketData Portal* and/or report via an excel upload your:

- Internal distribution and use (including your operational use)
- Subscriber's access
- Sub vendor's access
- Subscriber's access that are approved to report natural user
- Provision of managed non-display services
- Provision of ASP services /ESP services to trading members (exceptional procedure)
- Provision of White Label Services
- Non-professional subscribers
- Page views

### 3. EURONEXT'S MYMARKETDATA PORTAL

This section describes how to access Euronext's *MyMarketData Portal* and how the home page' functionalities works.

#### 3.1 ACCESSING THE PORTAL

Euronext's *MyMarketData Portal* is available at <https://mymarketdata.euronext.com>. Your email address will be the UserID and once Euronext has set you up for reporting a link to create your own password will be sent to your email address.



The Euronext MyMarketData Portal is available for Colocation, Connectivity, Wireless Services and Market Data clients to manage their agreement details. Market Data clients can also order new products and report their usage via MyMarketData.

A screenshot of the 'Sign In' form. It has a blue header with the text 'Sign In'. Below the header are two input fields: 'Enter Email Address ...' and 'Enter Password ...'. Below the password field is a blue link 'Forgot Password' and a green 'Sign In' button. At the bottom, there are two more links: 'New Client? Register here' and 'Download Privacy Statement'.

If you forget your password, click '*Forgot Password*' to receive a new one.

A screenshot of the 'Forgot Password' form. It has a blue header with the text 'Forgot Password'. Below the header is an input field labeled 'Email Address' with the placeholder text 'Enter Email Address ...'. Below the input field are two buttons: a white 'Cancel' button and a green 'Request' button.

If you do not yet have access to Euronext's *MyMarketData Portal*, please send an e-mail to [databyeuronext@euronext.com](mailto:databyeuronext@euronext.com).

### 3.2 MULTI-FACTOR AUTHENTICATION

Once you sign in the first time on the Euronext *MyMarketData* Portal, the Multi-Factor Authentication (MFA) will be activated. You will be directed to the following page:

A screenshot of a web interface titled 'Select Two Factor Authentication' in a blue header. Below the header is a light blue box containing an information icon and the text 'Please select the preferred multi-factor authentication method.' Underneath is a white drop-down menu with 'Authenticator App' selected. At the bottom is a teal button labeled 'Select Authentication Method'.

Through the drop-down menu, you can choose to use either the MFA via Authenticator App or E-mail.

#### MFA via E-mail

If you select the authentication via e-mail, you will be sent a 6-digit code that you will receive in the e-mail with which you are logged in the *MyMarketData Portal*.

#### MFA via Authenticator App

If you select the authentication via app, download an Authenticator App ('Google Authenticator' or 'Microsoft Authenticator') to your phone from the App Store or Google Play Store.

A screenshot of a web interface titled 'Set up Two Factor Authentication' in a blue header. Below the header is a light blue box containing an information icon and instructions: 'Open your Authenticator app and add a new account. Scan the QR Code or manually enter the setup code. Enter the validation code from your Authenticator app. Click to Turn on Two Factor Authentication'. In the center is a large QR code. Below the QR code is a white input field with the placeholder text 'Enter the validation code'. At the bottom is a teal button labeled 'Turn on Two Factor Authentication'.

The *MyMarketData Portal* will display your unique QR code once you log in to your account.

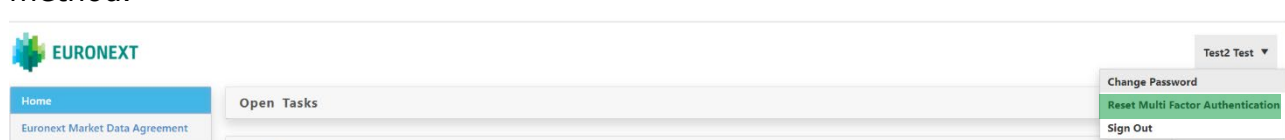


Launch your Authenticator App as directed on the screen and scan the QR Code. The App will register your Account promptly. Then, enter the 6-digit code displayed on the Authenticator App.

Once the MFA via App is installed, you must enter the six digits displayed in the app each time you log into the Portal.

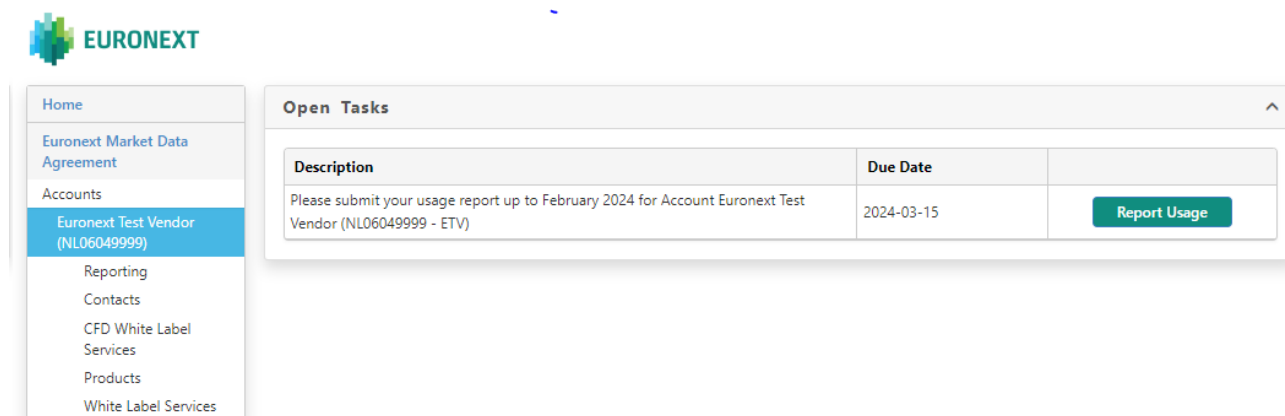
After selecting your preferred Multi-Factor Authentication method, the *MyMarketData Portal* will automatically prompt you to use the selected MFA method each time you log in.

If you want to change your MFA method, log in to your *MyMarketData* account and reset your selection in the top-left corner of the window. Clicking '**Reset Multi Factor Authentication**' will redirect you to a window where you can choose a different MFA method.




### 3.3 THE HOME PAGE

The *MyMarketData Portal* home page shows an overview of '**Open Tasks**'. The pending reporting tasks (one for each account) will be visible. Via the '**Report Usage**' button, each task leads to the relevant *Account* page.



On the left side you will find a menu showing the agreement(s) and account(s) you have access to. The menu has multiple levels, the highest level shows the different agreements your company has with Euronext Market Data, the lower levels show the accounts for reporting and billing and the associated data.

When selecting an agreement in the menu, the details of the agreement will be displayed in the main content section of the page, and this also opens the sub menu with the account(s).



Home

Euronext Market Data Agreement

Accounts

- Euronext Test Vendor (NL06049999)
- Reporting
- Contacts
- CFD White Label Services
- Products
- White Label Services

### Euronext Market Data Agreement - Euronext Test Vendor - EMDA-49999

Company: Euronext Test Vendor

Address: BEURSPLEIN 5  
AMSTERDAM, 1012 JW  
Netherlands

Commencement Date: 1980-01-01

Client type:

#### Accounts


Export to Excel

Account Number	Name	Address	
NL06049999	Euronext Test Vendor	Beursplein 5, Amsterdam, 1012 JW, Netherlands	Open

#### Websites

#### Documents

By selecting the account, the details of the account will be displayed.



Home

Euronext Market Data Agreement

Accounts

- Euronext Test Vendor (NL06049999)
- Reporting**
- Contacts
- CFD White Label Services
- Products
- White Label Services

### Euronext Test Vendor (NL06049999)

#### Account

Company: Euronext Test Vendor

Address: Beursplein 5  
Amsterdam, 1012 JW  
Netherlands

VAT Number:

PO Number:

Email for Receiving Invoices:

Certified Email (PEC):

Addressee Code (Codice Destinatario):

#### Reporting

Please submit your usage report up to February 2024 for Account Euronext Test Vendor (NL06049999 - ETV)

Report Online Request Prefilled Template Upload Excel Report

Vendor Prefix	ETV
Last Report Validated	2024-01-10
Last Month Reported	December 2023
Last Report Submitted	2024-01-10
Last Report Status	Validation Passed

Here you will also find the '**Report Online**' button that gives access to the *Usage Reporting* page, and the dates and status the last time a report was successfully validated, the last month that has been reported, the last time a report was submitted, and the status of the last report.

Please note that your session will time out after 20 minutes of inactivity, unless you are on a *Usage Reporting* page, in which case the session time-out will be 24 hours to prevent you from losing your work.

In the right top corner, you will find a dropdown menu showing your user account details, with the options to change password, reset MFA or sign out.

First Name Last Name ▼

- Change Password
- Reset Multi Factor Authentication
- Sign Out

## 4. USAGE REPORTING – MANUALLY

This section describes how to create your report via the graphic user interface in the *MyMarketData Portal*.

To go to the *Usage Reporting* page, click on '**Report Online**' button on the *Account* page. This will open the *Usage Reporting* page with the current reportable inventory of that account.

**Usage reporting for account NL06049999**

Last Month Reported: December 2023  
 Last Date Submitted: 2024-01-10  
 Address: Beursplein 5, 1012 JW Amsterdam, Netherlands

Location	Location Name	Product Code	Product Description	Dec 23	Jan 24	Feb 24	Accept
ETV-987321	Less Noobish Trading	EAI-SA	Euronext All Indices - Display (SA)	1	1	1	Accept
ETV-AHF	Alessandro Hedge Fund	ECLP-SA	Euronext Continental Cash Last Price - Disp...	1	1	1	Accept
ETV-BAR01	Barclays	COMD-SA	Euronext Commodity Derivatives Level 2 - ...	1	1	1	Accept
ETV-BM001	Banca Martina	EQID-IU	Euronext Equity and Index Derivatives Level...	3	3	3	Accept
ETV-BM001	Banca Martina	EAI-SA	Euronext All Indices - Display (SA)	1	1	1	Accept
ETV-BM001	Banca Martina	ECLP-SA	Euronext Continental Cash Last Price - Disp...	2	2	2	Accept
ETV-BM001	Banca Martina	COMD-SA	Euronext Commodity Derivatives Level 2 - ...	1	1	1	Accept
ETV-BM13	Dixie Bank - new	ENPIB-SA	Non-Professional Basic	3	3	3	Accept
ETV-LOGIC	TEST LOGIC	EAI-SA	Euronext All Indices - Display (SA)	1	1	1	Accept
ETV-Logic	TEST LOGIC	EAI-SA	Euronext All Indices - Display (SA)	1	1	1	Accept
ETV-MOMIR	Momir Bank	EAI-SA	Euronext All Indices - Display (SA)	1	1	1	Accept
ETV-Momir	Momir Bank	EAI-SA	Euronext All Indices - Display (SA)	1	1	1	Accept
ETV-TEST99099	Anny F Investments	COMD-SA	Euronext Commodity Derivatives Level 2 - ...	2	2	2	Accept

Submit Report

Note, you should report the number of reportable units with the ability to access a particular Euronext information product under a unique Location Account Number in accordance with the EMDA Reporting Policy.

### 4.1 CREATING A LOCATION

To create a new Location, you should use the '**Create Location**' button. This opens a pop up with three tabs.

**Create Location**

Location | Contact | Product

ID: ETV - Enter ID ...

Name: Enter Name ...

Country: Select Country ...

City: Enter City ...

Zip code: Enter Zip code ...

Address 1: Enter Address 1 ...

Address 2: Enter Address 2 ...

State: Enter State ...

Cancel Save

In the **'Location'** tab, please fill in the fields as requested. Please note the red fields are mandatory.

- **'Location ID'** field: assign a unique identifier by which you can identify the Location (Location Account Number).
- **'Name'** field: the name field should always be the statutory name of the applicable organizational entity (i.e. if the organizational entity's statutory name is 'ABCD Ltd.' Please include that in full and not just 'ABCD') (Location Account Name).

The Location details (i.e. name, address, city, etcetera) should be that of:

- the contracting party and/or its affiliates (internal distribution and use)
- the subscribers (subscriber access)
- the sub vendors (redistributor access)
- the trading members (the organizational entity of the Member's group, per country i.e. member access)

Create Location

Location Contact Product

Title

First Name

Last Name

Job Title

Telephone

E-mail

Cancel Save

In the **'Contact'** tab, please fill in the contact details of the Location.

**IMPORTANT:** even though *MyMarketData Portal* does not indicate the contact detail fields as required fields, Euronext recommends that you provide up-to-date contact details for each Location.

Create Location

Location Contact Product

	Product Code	Vendor Code	Product Description ↑	Delivery Type
<input checked="" type="checkbox"/>	EAI-SA		Euronext All Indices - Display (SA)	
<input checked="" type="checkbox"/>	COMD-SA		Euronext Commodity Derivatives Level 2 - Display (SA)	
<input type="checkbox"/>	ECLP-SA		Euronext Continental Cash Last Price - Display (SA)	
<input type="checkbox"/>	EQID-IU		Euronext Equity and Index Derivatives Level 2 - Internal Use	
<input type="checkbox"/>	MAML1-SA		Euronext Milan All Markets Level 1 - Display (SA)	
<input type="checkbox"/>	MNPL2-SA		Euronext Milan Non-Professional Level 2	
<input type="checkbox"/>	ENPIB-SA		Non-Professional Basic	
<input type="checkbox"/>	ENPI-SA	ENPI-AW	Non-Professional Premium	

Cancel Save

In the **'Product'** tab, please select at least one or more of the products that you need to report for your Location.

After you have filled in the fields in all the three tabs, you can click the **'Save'** button.

If a product is missing in the 'Products' tab please contact [databyeuronext@euronext.com](mailto:databyeuronext@euronext.com). For more information about Euronext Market Data Product(s) please [click here](#).

## 4.2 EDITING A LOCATION

When you want to edit an existing Location click on the **'Edit Location'** button. This will open the **'Edit Location'** pop up for the Location that was selected on the *Usage Reporting* page.

Usage reporting for account NL06049999






Last Month Reported  
Last Date Submitted

July 2019  
8/29/2019

+ Create Location

Edit Location

- Inactivate Location

Location  	Location Name 	Product Code 	Product Description 	Jul 19	Aug 19	<div>Accept All</div> <div>Reset All</div>
ETV-001	Test	ECB10-DF	Euronext Continental Cash Level 2 - Displa...	1	1	<div>Accept</div>
ETV-BANK2018	Bank 2018	ECB10-DF	Euronext Continental Cash Level 2 - Displa...	1	1	<div>Accept</div>

In this example we use *ETV-001*.

Edit Location ✕

ETV-001

Location

Contact

Product

ID

ETV- - 001

Name \*

Test

Country \*

United Kingdom

City \*

Testopolis

Zip code

7788

Address 1 \*

Test Street 99

Address 2

Enter Address 2 ...

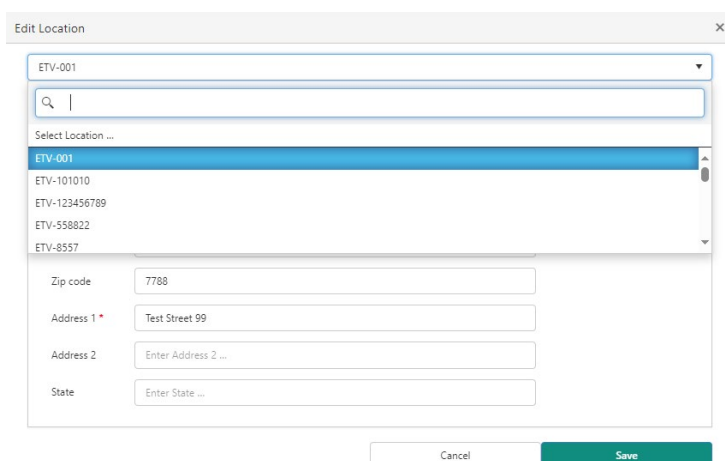
State

Enter State ...

Cancel

Save

Please note that in the **'Edit Location'** pop up there is a pulldown menu where you can select a different Location if needed. Once the Location you want to edit is displayed, you can then edit the relevant information on the relevant tabs (Location, Contact, Products) of the **'Edit Location'** pop up.



The 'Edit Location' dialog box contains a dropdown menu for selecting a location, currently showing 'ETV-001'. Below the dropdown is a search bar. A list of locations is displayed, including 'ETV-001', 'ETV-101010', 'ETV-123456789', 'ETV-558822', and 'ETV-8557'. Below the list are input fields for 'Zip code' (7788), 'Address 1 \*' (Test Street 99), 'Address 2' (Enter Address 2 ...), and 'State' (Enter State ...). At the bottom are 'Cancel' and 'Save' buttons.

Please note that any edits need to be saved by clicking '**Save**' before they are applied. You cannot deselect products that are already present in the inventory and shown on the *Usage Reporting* page.

### 4.3 INACTIVATING A LOCATION

You can inactivate a Location via the '**Inactivate Location**' button on the *Usage Reporting* page.

Usage reporting for account NL06049999

Last Month ReportedSeptember 2021

Last Date Submitted2021-10-01

+ Create Location

Edit Location

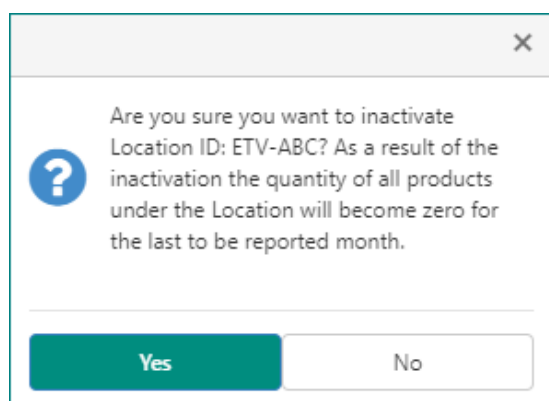
Inactivate Location

Export to Excel

More months

Location		Location Name	Product Code	Product Description	Sep 21	Oct 21	Nov 21	<div>Accept All</div>	<div>Reset All</div>
ETV-abc		ABC BV	EAI-SA	Euronext All Indices - Display (SA)	1	1	1	<div>Accept</div>	
ETV-ABC		ABC BV	EAI-SA	Euronext All Indices - Display (SA)	2	2	2	<div>Accept</div>	
ETV-BM001		Banca Martina	EAI-SA	Euronext All Indices - Display (SA)	5	5	5	<div>Accept</div>	
ETV-BM001		Banca Martina	ECLP-SA	Euronext Continental Cash Last Price - Disp...	1	1	1	<div>Accept</div>	

Select the Location that you want to inactivate and click '**Inactivate Location**'. You will get the following pop up.



The confirmation dialog box asks: 'Are you sure you want to inactivate Location ID: ETV-ABC? As a result of the inactivation the quantity of all products under the Location will become zero for the last to be reported month.' It features a question mark icon and 'Yes' and 'No' buttons at the bottom.

When you can click '**Yes**', the complete inventory (all products) of the Location will be set to zero in the actual month of reporting.

## 4.4 REPORTING THE USAGE

Once a Location has been created you can add inventory (number of reportable units) under said Location. On the *Usage Reporting* page, you see the current reportable inventory of Locations for an account.

For each Location you should report the total number of reportable units with the ability to access Euronext Information per Euronext information product during a calendar month.

On the Usage Reporting page, you can select per line for each Location per the relevant Euronext information product(s) and enter the total number for the calendar month. The *MyMarketData Portal* will prefill the number fields according to the last received and validated report. In this example we report the number for *Jan 2024*.

Usage reporting for account NL06049999

Last Month Reported: December 2023  
 Last Date Submitted: 2024-03-18  
 Address: Beursplein 5  
 1012 JW Amsterdam  
 Netherlands

Your changes will not be saved until all rows have been accepted and the Report has been submitted.

+ Create Location Edit Location Inactivate Location Export to Excel More Months

Location	Location Name	Product Code	Product Description	Dec 23	Jan 24	Feb 24	Accept All	Reset All
ETV-987321	Less Noobish Trading	EAI-SA	Euronext All Indices - Display (SA)	1	1	1	Accept	
ETV-AHF	Alessandro Hedge Fund	ECLP-SA	Euronext Continental Cash Last Price - Disp...	1	1	1	Accept	
ETV-BAR01	Barclays	COMD-SA	Euronext Commodity Derivatives Level 2 - ...	1	1	1	Accept	
ETV-BM001	Banca Martina	EQID-IU	Euronext Equity and Index Derivatives Level...	3	3	3	Accept	
ETV-BM001	Banca Martina	EAI-SA	Euronext All Indices - Display (SA)	1	1	1	Accept	
ETV-BM001	Banca Martina	ECLP-SA	Euronext Continental Cash Last Price - Disp...	2	2	2	Accept	
ETV-BM001	Banca Martina	COMD-SA	Euronext Commodity Derivatives Level 2 - ...	1	1	1	Accept	
ETV-BM13	Divie Bank - new	ENPIB-SA	Non-Professional Basic	3	3	3	Accept	
ETV-LOGIC	TEST LOGIC	EAI-SA	Euronext All Indices - Display (SA)	1	1	1	Accept	
ETV-Logic	TEST LOGIC	EAI-SA	Euronext All Indices - Display (SA)	1	1	1	Accept	
ETV-MOMIR	Momir Bank	EAI-SA	Euronext All Indices - Display (SA)	1	1	1	Accept	
ETV-Momir	Momir Bank	EAI-SA	Euronext All Indices - Display (SA)	1	1	1	Accept	
ETV-TEST99099	Anny F Investments	COMD-SA	Euronext Commodity Derivatives Level 2 - ...	2	2	2	Accept	
ETV-TESTDAG	Novo Dagbank	ENPI-SA	Non-Professional Premium	3	3	3	Accept	
ETV-TESTDAG	Novo Dagbank	EAI-SA	Euronext All Indices - Display (SA)	1	1	1	Accept	
ETV-Testdag	Novo Dagbank	ECLP-SA	Euronext Continental Cash Last Price - Disp...	1	1	1	Accept	

Submit Report

If you want to adjust the number of the Euronext information product for a Location, you can enter that straight in the number field of the calendar month itself.

The **'Reset'** button will reset the number you entered to the original value as reported for the Location and Product during you last report.

If you want to undo the changes of all the numbers that you have entered, you can use the **'Reset All'** button. You will get the following pop up.

Are you sure you want to reset all lines?

Yes No

You can click **'Yes'**, and all changes made will be undone to the number of Euronext information products of those Locations.

If you want to adjust the reported numbers of retro-active months, you can click the **'More months'** button and the retro-active months will be shown on the *Usage Reporting Page*.

## 4.5 SUBMITTING A REPORT

Before being able to submit a report, all lines on the *Usage Reporting* page must be accepted. You can accept single lines via the **'Accept'** button or use the **'Accept All'** button to accept all lines simultaneously.

**Usage reporting for account NL06049999**

Last Month Reported: December 2023  
 Last Date Submitted: 2024-03-18  
 Address: Beursplein 5, 1012 JW Amsterdam, Netherlands

Your changes will not be saved until all rows have been accepted and the Report has been submitted.

Location	Location Name	Product Code	Product Description	Aug 23	Sep 23	Oct 23	Nov 23	Dec 23	Jan 24	Feb 24	Accept All	Reset All
ETV-101010	Banca Sella demo	EAI-SA	Euronext All Indices - Display (SA)	1	0	0					Reset	
ETV-123456789	Precious Investment	EAI-SA	Euronext All Indices - Display (SA)	5	5	0	0	0			Reset	
ETV-987321	Less Noobish Trading	EAI-SA	Euronext All Indices - Display (SA)	1	1	1	1	1	1	50	Accept	Reset
ETV-AHF	Alessandro Hedge Fund	ECLP-SA	Euronext Continental Cash Last Price - Disp...	1	1	1	1	1	1	1	Accept	Reset
ETV-BAR01	Barclays	COMD-SA	Euronext Commodity Derivatives Level 2 - ...	1	1	1	1	1	1	1	Accept	Reset
ETV-BM001	Banca Martina	EQID-IU	Euronext Equity and Index Derivatives Level...	3	3	3	3	3	3	3	Accept	Reset
ETV-BM001	Banca Martina	EAI-SA	Euronext All Indices - Display (SA)	1	1	1	1	1	1	1	Accept	Reset
ETV-BM001	Banca Martina	ECLP-SA	Euronext Continental Cash Last Price - Disp...	2	2	2	2	2	2	2	Accept	Reset
ETV-BM001	Banca Martina	COMD-SA	Euronext Commodity Derivatives Level 2 - ...	1	1	1	1	1	1	1	Accept	Reset
ETV-BM13	Divie Bank - new	ENPIB-SA	Non-Professional Basic	3	3	3	3	3	3	3	Accept	Reset
ETV-LOGIC	TEST LOGIC	EAI-SA	Euronext All Indices - Display (SA)	1	1	1	1	1	1	1	Accept	Reset
ETV-Logic	TEST LOGIC	EAI-SA	Euronext All Indices - Display (SA)					1	1	1	Accept	Reset
ETV-MOMIR	Momir Bank	EAI-SA	Euronext All Indices - Display (SA)	1	1	1	1	1	1	1	Accept	Reset
ETV-Momir	Momir Bank	EAI-SA	Euronext All Indices - Display (SA)					1	1	1	Accept	Reset
ETV-TEST9099	Anny F Investments	COMD-SA	Euronext Commodity Derivatives Level 2 - ...	2	2	2	2	2	2	2	Accept	Reset
ETV-TESTDAG	Novo Dagbank	ENPI-SA	Non-Professional Premium	3	3	3	3	3	3	3	Accept	Reset
ETV-TESTDAG	Novo Dagbank	EAI-SA	Euronext All Indices - Display (SA)	1	1	1	1	1	1	1	Accept	Reset
ETV-Testbank	Novus Testbank	RF1B-SG	Euronext Continental Cash Last Price - Disp...	1				1	1	1	Accept	Reset

Submit Report

Euronext has Report Checks that will be checked when you accept the numbers in your report.

In case one of your changes triggers a Report Check, the following pop up will appear.

**Report Check**

Organisation_ID	Product...	month	question	answer
ETV-987321	EAI-SA	Feb 24	This change from 1 to 60 is out of expected bounds, please provide an explanation for quantity difference.	<input type="text" value="Enter comments here..."/>
ETV-AHF	ECLP-SA	Aug 23	This change from 1 to 200 is out of expected bounds, please provide an explanation for quantity difference.	
ETV-BAR01	COMD-SA	Feb 24	This change from 1 to 100 is out of expected bounds, please provide an explanation for quantity difference.	

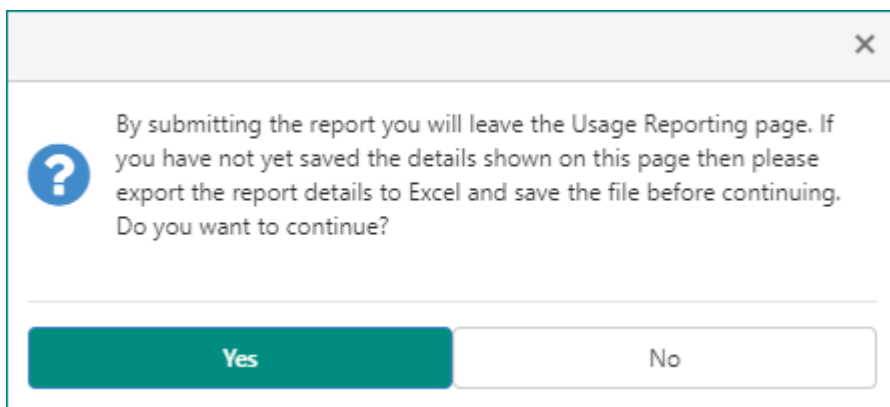
Cancel Save

You need to fill in the **'Comment'** field for each question displayed.

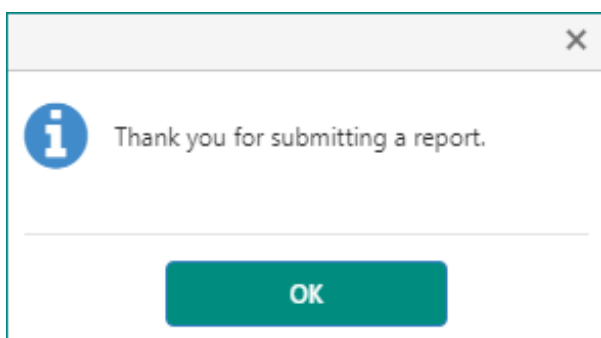
After you have filled in the comments, you can click **'Save'**.



Once all lines have been accepted, you can click the **'Submit Report'** button in the right bottom corner on the *Usage Reporting* screen. Before submitting your report, Euronext strongly advises you to export the data you want to report to excel for your own records. You will be reminded of this when you click the **'Submit Report'** button with the following pop up.



You will be advised to export the data to Excel via the **'Export to Excel'** button and save it before submitting.



After submitting you are taken back to the *Home Page* of the *MyMarketData Portal*.

To check if the report has been validated succesfully, go to the *Account* page and check the field **'Last Report Status'**.

**Euronext Test Vendor (NL06049999)**

**Account**

Company: Euronext Test Vendor  
Address: Beursplein 5, Amsterdam, 1012 JW, Netherlands  
VAT Number:   
PO Number:   
Email for Receiving Invoices:   
Certified Email (PEC):   
Addressee Code (Codice Destinatario):

**Reporting**

Please submit your usage report up to February 2024 for Account Euronext Test Vendor (NL06049999 - ETV)

[Report Online](#) | [Request Prefilled Template](#) | [Upload Excel Report](#)

Vendor Prefix	ETV
Last Report Validated	2024-01-10
Last Month Reported	December 2023
Last Report Submitted	2024-01-10
Last Report Status	Validation Passed

**IMPORTANT:**

- When you are reporting the ability to access a Euronext Information Product by your subscribers, make sure to report the product codes that have the suffix **'-SA'** and/or **'-DF'**, whichever is applicable.
- When you are reporting a sub vendor, make sure to report the product codes that have the suffix **'-SV'**.
- When you are reporting the ability to access a Euronext Information Product for your organization, make sure to report such access under the product codes that have the suffix **'-IU'**.
- For more applicable product codes we refer to [Appendix 3](#).

(Note, your use which meets all requirements for operational use, may be reported under product codes that have the suffix **'-OPS'**)

***Note, if you are unable to report the total number of reportable units during a calendar month, please contact [marketdataoperations\\_team@euronext.com](mailto:marketdataoperations_team@euronext.com) for proper guidance on how to report.***

## 5. USAGE REPORTING – EXCEL UPLOAD

This section describes how to report your Usage via an Excel spreadsheet upload in Euronext's *MyMarketData Portal*. If you want to have access to the Excel upload functionality in the *MyMarketData Portal*, please contact [marketdataoperations\\_team@euronext.com](mailto:marketdataoperations_team@euronext.com).

### 5.1 CREATING A LOCATION

When using the upload functionality, new Locations are created by including them in your upload as a new line item.

### 5.2 REQUEST A PREFILLED TEMPLATE

You can request *MyMarketData* to send you an email with a prefilled reporting template via the '**Request Prefilled Template**' button.

**Euronext Test Vendor (NL06049999)**

**Account**

Company

Euronext Test Vendor

Address

Beursplein 5  
Amsterdam, 1012 JW  
Netherlands

VAT Number

PO Number

Email for Receiving Invoices

Certified Email (PEC)

Addressee Code (Codice Destinatario)

**Reporting**

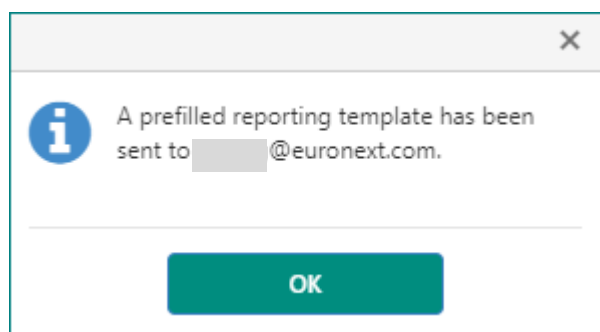
Please submit your usage report up to February 2024 for Account Euronext Test Vendor (NL06049999 - ETV)

Report Online

Request Prefilled Template

Upload Excel Report

Vendor Prefix	ETV
Last Report Validated	2024-01-10
Last Month Reported	December 2023
Last Report Submitted	2024-01-10
Last Report Status	Validation Passed



The template will be prefilled with the last reported inventory and will include all months that still need to be reported since the last reported month. If the reporting obligation for the last reportable month has already been met, the template will include the last reported inventory from the last reported month.

### 5.3 FORMAT OF THE EXCEL UPLOAD

For the required format of the excel upload please see below table. Please note:

- All columns need to be included in the upload file, with the exact Field Names
- Grey fields are mandatory, i.e. they must contain data
- The order of the columns is not important for the upload
- Prevent trailing spaces in any of the fields
- To unsubscribe users or entities with the ability to access the Euronext market data, the user or entity must be reported with a quantity of 0. Having reported the same user or entity with a quantity of 0 will be considered a 'delete'. The user or entity is thereafter no longer considered 'reportable' and may be removed from the report. It always remains possible to report new inventory for the same user or entity at a later date.
- Retro-active months are allowed up to **6 months** by creating multiple lines for the same Location Number and Product Code, but if added no gaps are allowed. The report must contain all months as of the first retro-active month present for that Location Number and Product Code up to the actual month of reporting.

FIELD NAME	MANDATORY	CONSTRAINTS	COMMENT
Market	Yes	Only one value allowed in a single report	EN for Euronext
Client Prefix	Yes	Only one value allowed in a single report. The combination of Client Prefix and Location Number may not exceed 30 characters.	
Location Number	Yes	the combination of Client Prefix and Location Number may not exceed 30 characters.	Enter the unique identifier (Location ID) by which you can identify the Location. The EMDA reporting policy indicates the basic requirements for when the creation of a Location is necessary.
Location Name	Yes	maximum 64 characters	Enter your organisation's statutory name if internal distribution and use. Enter your subscriber's statutory name if subscriber access. Enter your sub vendor's statutory name if redistributor access. <b>IMPORTANT:</b> the name of a 'Location' should always be the statutory name of the applicable organisational (I.e. if the statutory name is 'ABCD Ltd.', please include that in full and not just 'ABCD')
Address1	Yes	maximum 50 characters	Enter the applicable address.

Address2	No	maximum 50 characters	
Address3	No	maximum 50 characters	
City	Yes	maximum 50 characters	Enter the applicable city.
State	No	maximum 32 characters	
Postal Code	No	maximum 15 characters	Enter the applicable postal code / zip code.
Country Code	Yes	must be an ISO 3166-1 alpha-2 country code	Please enter the country code using the ISO 3166-1-alpha-2 list provided with the prefilled template.
Contact Last Name	No	maximum 32 characters. If any contact information is added, this field is mandatory.	Enter the last name of the Location's contact person. <b>IMPORTANT:</b> even though contact detail fields are not required fields, Euronext recommends that you provide up-to-date contact details for each Location.
Contact First Name	No	maximum 32 characters	Enter the first name of the Location's contact person. <b>IMPORTANT:</b> even though contact detail fields are not required fields, Euronext recommends that you provide up-to-date contact details for each Location.
Contact Telephone No	No	maximum 50 characters	Enter the telephone number of the Location's contact person.
Contact Email Address	No	maximum 64 characters	Enter the e-mail of the Location's contact person. <b>IMPORTANT:</b> even though contact detail fields are not required fields, Euronext recommends that you provide up-to-date contact details for each Location.
Effective Month	Yes	Must be formatted according to ISO 8601 Standard (e.g. 2021-07-31 for July 2021)	Enter the date for which this line item's Monthly Total Quantity is for. Must be ISO 8601 format (YYYY-MM-DD). [YYYY] indicates a four-digit year, 0000 through 9999. [MM] indicates a two-digit month of the year, 01 through 12. [DD] indicates a two-digit day of that month, 01 through 31.
Product Code	Yes		Enter the applicable product code for which you want to report the number of applicable units of count (i.e. the quantity). <b>IMPORTANT:</b> When you are reporting the ability to access an Euronext Market Data Product by your subscribers, make sure to report the product codes that have the suffix <b>'-SA'</b> and/or <b>'-DF'</b> , whichever is applicable. When you are reporting a sub vendor, make sure to report the product codes that have the suffix <b>'-SV'</b> . When you are reporting the ability to access a Euronext Information Products for your internal organization make sure to report such access under the product codes that have the suffix <b>'-IU'</b> .

			<p>For more applicable product codes, please see <a href="#">Appendix 3</a>.</p> <p>(Note, your use which meets all requirements for Operational Use may be reported under product codes that have the suffix '<b>-OPS</b>'.</p> <p>For more information about Euronext market data products and product codes please contact <a href="mailto:marketdataoperations_team@euronext.com">marketdataoperations_team@euronext.com</a>.</p>
Monthly Total Quantity	Yes		Enter the total number of reportable units of count with the ability to access to information for this Location, product and month.
Comments	No	maximum 100 characters	Please provide a short explanation in case of large variability in quantity compared to previous month or when reporting back-dated corrections.

## 5.4 UPLOAD AN EXCEL REPORT





To upload an Excel report please click on the **'Upload Excel Report'** button under the reporting account.

**Euronext Test Vendor (NL06049999)**

Company	Euronext Test Vendor
Address	Beursplein 5 Amsterdam, 1012 JW Netherlands


**Reporting**

Please submit your usage report up to November 2021 for Account Euronext Test Vendor (NL06049999 - ETV)


 Report Online  Request Prefilled Template  Upload Excel Report 

Vendor Prefix	ETV
Last Report Validated	2021-10-01
Last Month Reported	September 2021
Last Date Submitted	2021-10-01
Last Report Status	Validation Passed

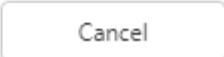
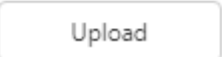
You will get the below pop up.

**Upload Excel Report** 

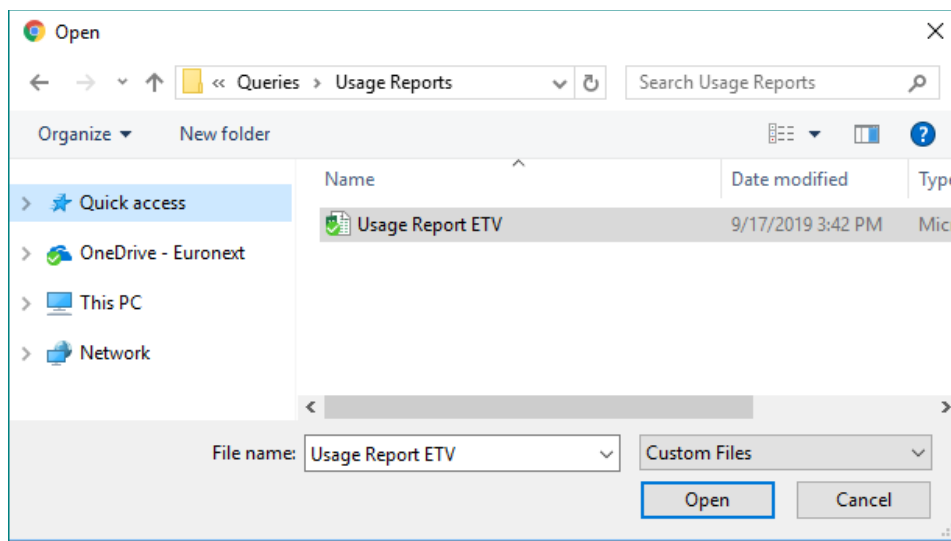
Please select the report containing the usage for Account : NL06049999



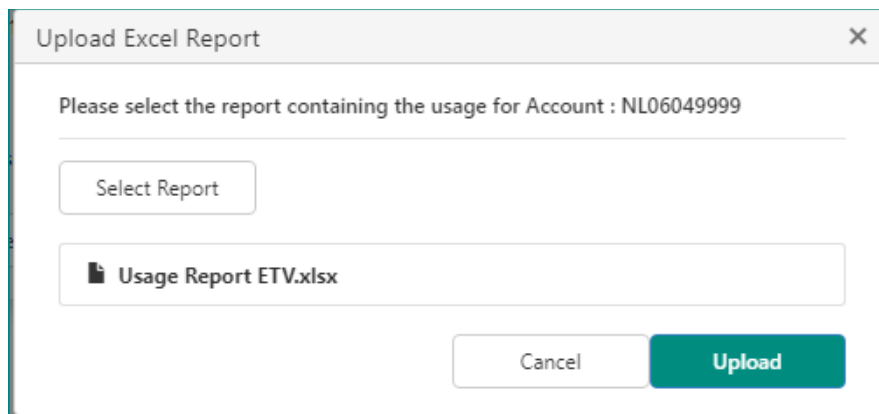
No files selected.

Click on **'Select Report'** and your File Explorer will open where you can select the file to be uploaded.



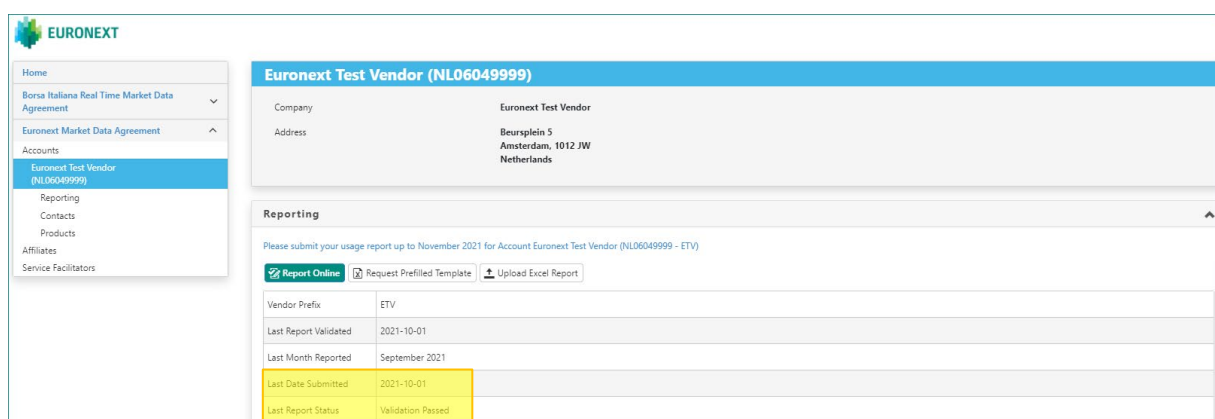
Check that you have selected the correct file and click **'Upload'** to submit your report.



After clicking **'Upload'** the report will be sent to Euronext to generate a vrxml file which then gets placed in a queue to enter Euronext's Reporting Validation Process.

In case of issues with your attempted upload you will be notified via email. If the Last Report Status is *'Validation Failed'* please contact [marketdataoperations\\_team@euronext.com](mailto:marketdataoperations_team@euronext.com).

The status of the report will be updated on the *account page*. If the file was successfully processed the associated reporting task will be considered completed and removed from the *Open Task list*.





## APPENDIX 1: OVERVIEW OF THE REPORTING CATEGORIES

The table below provides an overview of your reporting obligation per reporting category. More detailed information is outlined in the EMDA Reporting Policy.

REPORTING CATEGORY	SUBCATEGORY (IF APPLICABLE)	LOCATION ACCOUNT NUMBERS	UNIT OF COUNT	PRODUCT CODES
Reporting your Internal Use of Information	Internal Use (standard)	Location account number free of choice (i.e. at your discretion)	User per Source / Device (where unable to allocate to a single natural person)	For product codes please <a href="#">click here</a> .
	Operational Use		Responsible Person	
			User per Source / Device (where unable to allocate to a single natural person)	
Reporting your Subscriber’s Use of Information	Subscriber Internal Use (Information Supplier-Controlled)	A separate Location Account Number for each Subscriber and free of choice (i.e. at your discretion)	Device	For product codes please <a href="#">click here</a> .
	Subscriber Real-Time (Recipient-Controlled)		Subscriber	
	Subscriber Delayed (Recipient-Controlled)			
	Subscriber After-Midnight (Recipient-Controlled)			
Reporting Subscribers Approved to report Natural User	Information Supplier-Controlled Information	A separate Location Account Number for each Subscriber (i.e. at your discretion)	Device for (Information-Supplier Controlled)	For product codes please <a href="#">click here</a> .
	Recipient-Controlled Information		Datafeed/Installation (Recipient-Controlled)	
Reporting the Provision of Managed Non-Display Services	Provision of Access (Non-billable)	A separate Location Account Number for each Subscriber (i.e. at your discretion)	Subscriber	For product codes please <a href="#">click here</a> .
Reporting the Provision of ASP Services/ESP Services to Trading Members (exceptional procedure)	Provision of Access (Non-billable)	A separate Location Account Number for each Subscriber (i.e. at your discretion)	Subscriber (a Trading Member of Euronext)	For product codes please <a href="#">click here</a> .

REPORTING CATEGORY	SUBCATEGORY (IF APPLICABLE)	LOCATION ACCOUNT NUMBERS	UNIT OF COUNT	PRODUCT CODES
<b>Reporting your Non-Professional Subscriber's Use of Information</b>	Non-Professional Subscriber	A separate Location Account Number specified by Euronext	Device	For product codes please <a href="#">click here</a> .
	Page View Requests		Page View	
	White Label Services	A separate Location Account Number for each White Label Service Client and specified by Euronext	Device (professional and non-professional subscribers) or Page View	
<b>Reporting the Provision of White Label Services</b>	Real-Time White Label Services	A separate Location Account Number for each White Label Service Client and free of choice (i.e. at your discretion)	White Label Service	For product codes please <a href="#">click here</a> .
	Delayed White Label Services			
	After-Midnight White Label Services			
<b>Reporting the Redistribution of Information to Sub Vendors</b>	Real-Time Data Sub Vendors	A separate Location Account Number for each Sub Vendor and free of choice (i.e. at your discretion)	Sub Vendor	For product codes please <a href="#">click here</a> .
	Delayed Data Sub Vendors			
	After-Midnight Data Sub Vendors			

---

## APPENDIX 2: UNIT OF COUNTS

This appendix provides more detailed information about the different unit of counts.

---

### A2.1. DEVICE

A device unit of count is applicable:

- When you (the redistributor) provide information supplier-controlled real-time data to subscribers, either professional subscribers or non-professional subscribers, for the purpose of display. This means that the delivery mechanism does not allow the subscriber to control the type and number of users and/or devices that can access the real-time data and is thereby incapable of further dissemination of such data by such subscriber.
- When you (the redistributor) provide information supplier-controlled real-time data to non-professional subscribers (i.e. private investors).
- For all your internal display use or your subscriber's display use of recipient-controlled real time market data on a device, which cannot be allocated to a single natural person.

A device means any terminal, Access ID or other method capable of accessing, receiving, processing, displaying and/or otherwise Using the Information including, but without limitation, any listening device or any other form of audio communication or similar equipment.

**IMPORTANT:** Simultaneous access on a device is not allowed. For example, in case of simultaneous access on a single device (incl. user id), each instance with access to real-time market data on that device (incl. user id) is to be counted and reported.

In accordance with the unit of count, device, you (or your subscriber, in case of recipient-controlled entitlement) should count how many devices have the ability to access real-time data for each separate information product provided by you (the redistributor). You should report this number to Euronext.

---

### A2.2. USER PER SOURCE

A user per source unit of count is applicable:

- When you (the redistributor) provide recipient-controlled real-time data to subscribers, professionals, for the purpose of display. This means that the delivery mechanism allows the subscriber to control the type and number of users and/or devices that can access the real-time data and is thereby capable of further dissemination of such data by such subscriber.
- In case of your internal distribution for the purpose of display use.

In accordance with the unit of count, User per Source, you (or your subscriber, in case of recipient-controlled entitlement) should count how many natural users have the ability to access real-time data for each separate information product provided by you (the redistributor). You should report this number to Euronext.

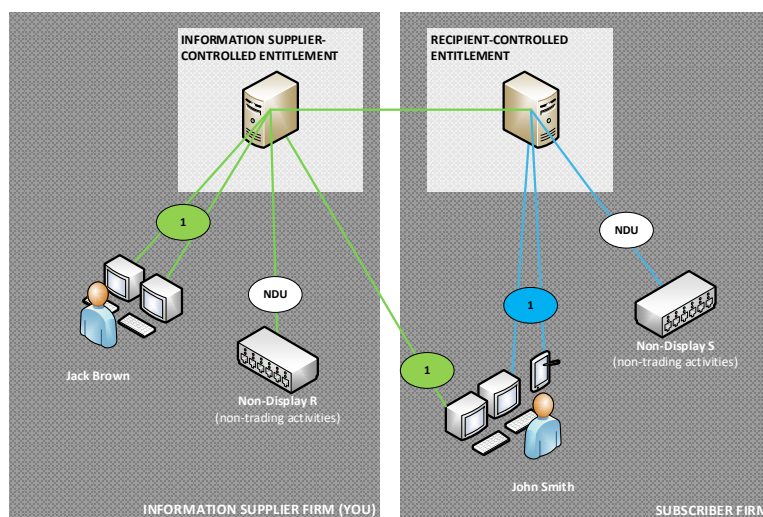
### A2.3. EXAMPLE 'USER PER SOURCE' - WHEN YOU ARE A REDISTRIBUTOR

The illustration below describes a situation in which you (the redistributor):

- is internally distributing and using real-time data; and
- is redistributing real-time data to a subscriber

In the example below you should report 1 user per source (for your internal access and use) and 1 device and 1 user per source (for your subscriber's access and use).

1. Jack Brown one of your employees has the ability to access your real-time data products on two display devices. For such internal distribution and use of real-time market data the '**User per Source**' unit of count applies. Therefore, you should count and report to Euronext 1 user (Jack Brown). Note, even though Jack Brown has access to real-time data twice, he only has to be counted once, as both are fed from one source.
2. One of your applications has the ability to access information for the creation of derived data. For non-display use of information, you have to be licensed separately via the Order Form.
3. John Smith one of your subscriber's employees has the ability to access your real-time information supplier-controlled data product on one display device. For the display of real-time information supplier-controlled data the '**Device**' unit of count applies. Therefore, you should count and report to Euronext 1 device (that of John Smith).
4. John Smith also has the ability to access the real-time data products on two display devices, but in this case through recipient-controlled entitlement. For the display of real-time recipient-controlled data the '**User per Source**' unit of count applies. In this case, the subscriber should count and report to you 1 user (John Smith). You then shall report this user to Euronext. Note, even though John Smith has access to market data twice, it only has to be counted once, as it comes from one source (your datafeed product)
5. Lastly, one of your subscriber's applications has the ability to access your real-time recipient-controlled data product for non-display risk management. For non-display use the subscriber has to sign an agreement with Euronext, if the subscriber is not already part of the EMDA agreement yet. It is your responsibility to ensure that all of your subscribers that are in receipt of recipient-controlled information from you have entered into an agreement with Euronext (whether they have non-display use or not).



## A2.4. EXAMPLE 'USER PER SOURCE' - WHEN YOU ARE A TRADING MEMBER

The (simplified) illustration of market data access through market connectivity services is meant to provide more clarity on how to count and report the number of users with the ability to access Euronext market data.

In accordance with the unit of count, **User per Source**, you should count how many natural users have the ability to access market data for each market connectivity service (provider) and report the aggregated number per country.

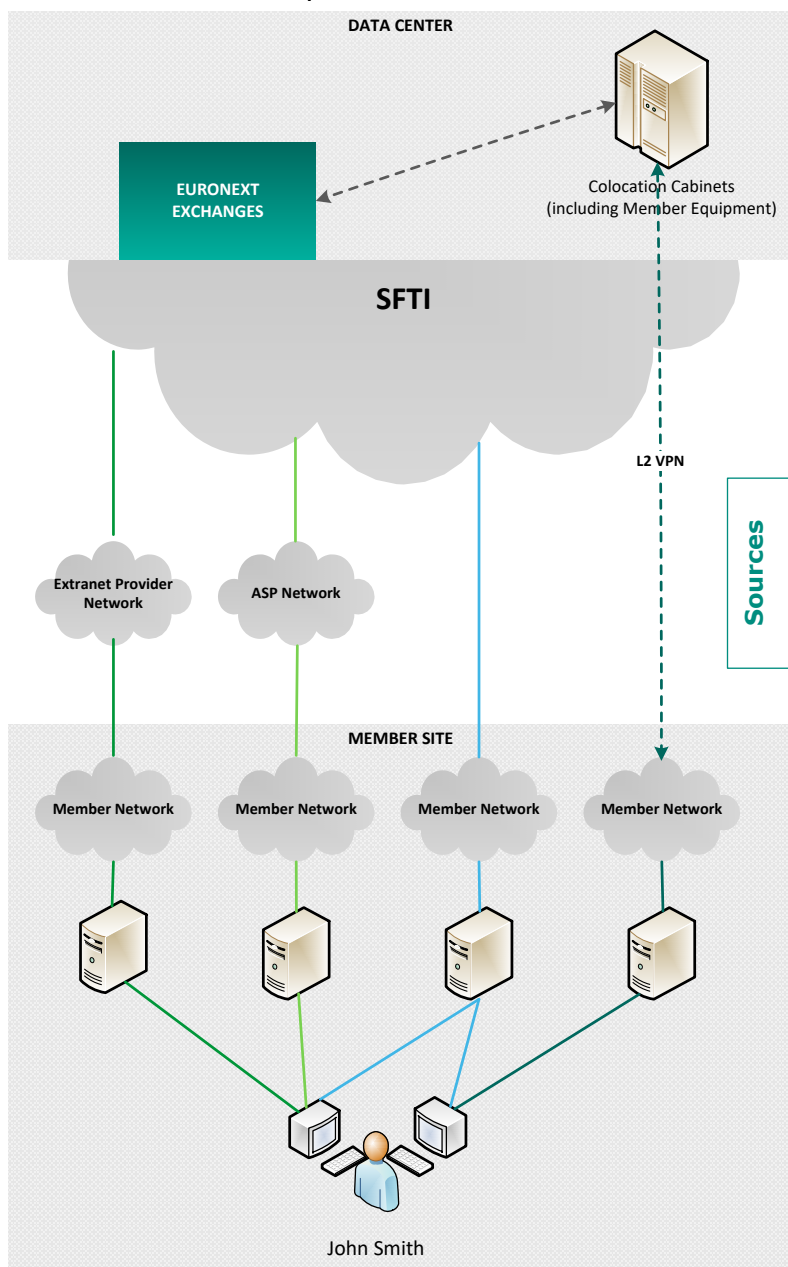
In the illustration John Smith is a user at a member firm and this user has two terminals:

- On one terminal John Smith has access to market data as part of three market connectivity services or 'Sources' (Extranet Service Provider service, Application Service Provider service, Euronext Direct Connectivity).
- On one terminal John Smith has access to market data as part of two market connectivity services or 'Sources' (Euronext Direct Connectivity, Colocation Cabinet).

In this case, the member firm should count and report John Smith four times (i.e. under four main locations). Once for the extranet service provider, once for application service provider, once for the Euronext Direct Connectivity and once for the Euronext Colocation.

Note, even though John Smith has access to market data Euronext Direct Connectivity twice, it only has to be counted once, as it comes from one source.

For more information about how to apply the User per Source unit of count please contact [databyeuronext@euronext.com](mailto:databyeuronext@euronext.com).



---

## APPENDIX 3: EURONEXT MARKET DATA PRODUCTS & PRODUCTS CODES PER REPORTING CATEGORY

On [our website](#) or in this document as attachment you will find the excel file that provide more information about Euronext Information Products applicable under the Euronext Market Data Agreement. The product codes described are the product codes either recommended or required by Euronext for each reporting category.



Overview%20produ  
ct%20codes%20per9

## APPENDIX 4: EURONEXT MARKET DATA PRODUCTS & PRODUCTS CODES & OPTIQ MD CHANNELS

The tables below provide more information about Euronext Market Data Products applicable under the Euronext Market Data Agreement. The product codes described are the product codes either recommended or required by Euronext. The suffix \*\* depends on the applicable reporting category, see the overview of the product codes for each reporting category in [Appendix 3](#).

EURONEXT MARKET DATA INFORMATION PRODUCT	MARKET DATA PRODUCT CODE	TYPE OF DATA	OPTIQ MARKET DATA CHANNEL
<b>EURONEXT ALL INDICES</b>	EAI-**	REFI	ID 13 - Euronext Indices
		REFI	ID 14 - Euronext iNAVs
		REFI	ID 15 - Euronext Dublin Indices
<b>EURONEXT CONTINENTAL CASH (CONSOLIDATED PACK)</b>  <i>(available in Level 2, Level 1 and Last Price)</i>  <i>The Level 2 products also include the Market Data Channels mapped to the Level 1 and Last Price product codes.</i>	ECB10-**  ECB1-**	FBMU	ID 7 - Equities Belgium (including Public Auction Market)
		FBOU	ID 7 - Equities Belgium (including Public Auction Market)
		FBMU	ID 8 - Equities Portugal
		FBOU	ID 8 - Equities Portugal
		FBMU	ID 5 - Equities France
		FBOU	ID 5 - Equities France
		FBMU	ID 6 - Equities Netherlands
		FBOU	ID 6 - Equities Netherlands
		FBMU	ID 1 - Funds
		FBOU	ID 1 - Funds
		FBMU	ID 32 - ETF Access
		FBOU	ID 32 - ETF Access

EURONEXT MARKET DATA INFORMATION PRODUCT	MARKET DATA PRODUCT CODE	TYPE OF DATA	OPTIQ MARKET DATA CHANNEL
<b>EURONEXT CONTINENTAL CASH (CONSOLIDATED PACK)</b> <i>(available in Level 2, Level 1 and Last Price)</i>  <i>The Level 2 products also include the Market Data Channels mapped to the Level 1 and Last Price product codes.</i>	ECB10-**  ECB1-**	FBMU	ID 2 - Fixed Income
		FBOU	ID 2 - Fixed Income
		BBBO	ID 4 - Warrants & Certificates
		FBMU	ID 4 - Warrants & Certificates
		FBMU	ID 11 - Best of Book (RMF)
		FBMU	ID 31 – Best of Book (RMF) Funds
	ECLP-**	REFT	ID 7 - Equities Belgium (including Public Auction Market)
		REFT	ID 8 - Equities Portugal
		REFT	ID 5 - Equities France
		REFT	ID 6 - Equities Netherlands
		REFT	ID 1 - Funds
		REFT	ID 32 - ETF Access
		REFT	ID 2 - Fixed Income
		REFT	ID 4 - Warrants & Certificates
<b>EURONEXT CONTINENTAL EQUITIES</b> <i>(available in Level 2 and Last Price)</i>  <i>The Level 2 products also include the Market Data Channels mapped to the Last Price product codes.</i>	EQTL2-**	FBMU	ID 7 - Equities Belgium (including Public Auction Market)
		FBOU	ID 7 - Equities Belgium (including Public Auction Market)
		FBMU	ID 8 - Equities Portugal
		FBOU	ID 8 - Equities Portugal



EURONEXT MARKET DATA INFORMATION PRODUCT	MARKET DATA PRODUCT CODE	TYPE OF DATA	OPTIQ MARKET DATA CHANNEL
<b>EURONEXT CONTINENTAL EQUITIES</b> <i>(available in Level 2 and Last Price)</i>  <i>The Level 2 products also include the Market Data Channels mapped to the Last Price product codes.</i>	EQTL2-**	FBMU	ID 5 - Equities France
		FBOU	ID 5 - Equities France
		FBMU	ID 6 - Equities Netherlands
		FBOU	ID 6 - Equities Netherlands
	EQTLP-**	REFT	ID 7 - Equities Belgium (including Public Auction Market)
		REFT	ID 8 - Equities Portugal
		REFT	ID 5 - Equities France
		REFT	ID 6 - Equities Netherlands
<b>EURONEXT DUBLIN EQUITIES</b> <i>(available in Level 2 and Last Price)</i>  <i>The Level 2 products also include the Market Data Channels mapped to the Last Price product codes.</i>	DEQL2-**	FBMU	ID 9 - Equities Dublin
		FBOU	ID 9 - Equities Dublin
	DEQLP-**	REFT	ID 9 - Equities Dublin
<b>OSLO BØRS EQUITIES</b> <i>(available in Level 2 and Last Price)</i>  <i>The Level 2 products also include the Market Data Channels mapped to the Last Price product codes.</i>	OEQL2-**	FBMU	ID 10 - Equities Norway
		FBOU	ID 10 - Equities Norway
	OEQLP-**	REFT	ID 10 - Equities Norway
		REFT	ID 12 Fixed Income Nordic ABM

EURONEXT MARKET DATA INFORMATION PRODUCT	MARKET DATA PRODUCT CODE	TYPE OF DATA	OPTIQ MARKET DATA CHANNEL
<b>EURONEXT GROUP BEST OF BOOK</b> <i>(available in Level 2)</i>	RMFQ-**	FBMU	ID 11 - Best of Book (RMF)
		FBMU	ID 31 – Best of Book (RMF) Funds
<b>EURONEXT GROUP ETFs AND FUNDS</b> <i>(available in Level 2, Level 1 and Last Price)</i>  <i>The Level 2 products also include the Market Data Channels mapped to the Level 1 and Last Price product codes.</i>	ETFL2-**  ETFL1-**	FBMU	ID 1 - Funds
		FBOU	ID 1 - Funds
		FBMU	ID 32 - ETF Access
		FBOU	ID 32 - ETF Access
	ETFLP-**	REFT	ID 1 - Funds
		REFT	ID 32 - ETF Access
<b>EURONEXT WARRANTS AND CERTIFICATES</b> <i>(available in Level 2 and Last Price)</i>  <i>The Level 2 products also include the Market Data Channels mapped to the Last Price product codes.</i>	EWCL2-**	BBBO	ID 4 - Warrants & Certificates
		FBMU	ID 4 - Warrants & Certificates
	EWCLP-**	REFT	ID 4 - Warrants & Certificates
<b>EURONEXT FIXED INCOME</b> <i>(available in Level 2 and Last Price)</i>  <i>The Level 2 products also include the Market Data Channels mapped to the Last Price product codes.</i>	EFIL2-I**	FBMU	ID 2 - Fixed Income
		FBOU	ID 2 - Fixed Income
	EFILP-**	REFT	ID 2 - Fixed Income

EURONEXT MARKET DATA INFORMATION PRODUCT	MARKET DATA PRODUCT CODE	TYPE OF DATA	OPTIQ MARKET DATA CHANNEL
<b>EURONEXT EQUITY AND INDEX DERIVATIVES</b> <i>(available in Level 2 and Last Price)</i>  <i>The Level 2 products also include the Market Data Channels mapped to the Last Price product codes.</i>	EQID-**	BBBO	ID 20 - Equity Derivatives France
		FBMU	ID 20 - Equity Derivatives France
		BBBO	ID 21 - Equity Derivatives Netherlands
		FBMU	ID 21 - Equity Derivatives Netherlands
		BBBO	ID 22 - Equity Derivatives Other (Belgium, Norway & Portugal)
		FBMU	ID 22 - Equity Derivatives Other (Belgium, Norway & Portugal)
		BBBO	ID 26 - Index Futures France
		FBMU	ID 26 - Index Futures France
		BBBO	ID 27 - Index Futures Netherlands
		FBMU	ID 27 - Index Futures Netherlands
		BBBO	ID 23 - Index Options France
		FBMU	ID 23 - Index Options France
		BBBO	ID 24 - Index Options Netherlands
		FBMU	ID 24 - Index Options Netherlands
		BBBO	ID 25 - Index Derivatives Other (Belgium, Norway & Portugal)
		FBMU	ID 25 - Index Derivatives Other (Belgium, Norway & Portugal)

EURONEXT MARKET DATA INFORMATION PRODUCT	MARKET DATA PRODUCT CODE	TYPE OF DATA	OPTIQ MARKET DATA CHANNEL
<b>EURONEXT EQUITY AND INDEX DERIVATIVES</b> <i>(available in Level 2 and Last Price)</i>	EQIDL-**	REFT	ID 20 - Equity Derivatives France
		REFT	ID 21 - Equity Derivatives Netherlands
		REFT	ID 22 - Equity Derivatives Other (Belgium, Norway & Portugal)
		REFT	ID 26 - Index Futures France
		REFT	ID 27 Index Futures Netherlands
		REFT	ID 23 - Index Options France
		REFT	ID 24 - Index Options Netherlands
		REFT	ID 25 - Index Derivatives Other (Belgium, Norway & Portugal)
<b>EURONEXT COMMODITY DERIVATIVES</b> <i>(available in Level 2 and Last Price)</i>  <i>The Level 2 products also include the Market Data Channels mapped to the Last Price product codes.</i>	COMD-**	BBBO	ID 16 - Commodity Derivatives
		FBMU	ID 16 - Commodity Derivatives
	COMDLP-**	REFT	ID 16 - Commodity Derivatives
<b>EURONEXT POWER DERIVATIVES</b> <i>(available in Level 2 and Last Price)</i>  <i>The Level 2 products also include the Market Data Channels mapped to the Last Price product codes.</i>	POWD-**	BBBO	ID 38 - Power Derivatives
		FBMU	ID 38 - Power Derivatives
	POWDLP-**	REFT	ID 38 - Power Derivatives
<b>VINX ALL</b>	VINXA-**	N/A	N/A
<b>VINX PLUS</b>	VINXP-**	N/A	N/A

EURONEXT MARKET DATA INFORMATION PRODUCT	MARKET DATA PRODUCT CODE	TYPE OF DATA	OPTIQ MARKET DATA CHANNEL
<b>EURONEXT MILAN ALL MARKETS</b> <i>(available in Level 2, Level 1 and Last Price)</i>  <i>The Level 2 products also include the Market Data Channels mapped to the Level 1 and Last Price product codes.</i>	MAML2-**	BBBO	ID 18 – Equities Italy
		FBMU	ID 18 – Equities Italy
		FBOU	ID 18 – Equities Italy
		FOBU	ID 18 – Equities Italy <b>MDG Lite Unicast</b>
		BBOU	ID 18 – Equities Italy <b>MDG Lite Unicast</b>
		MPSU	ID 18 – Equities Italy <b>MDG Lite Unicast</b>
		MOSU	ID 18 – Equities Italy <b>MDG Lite Unicast</b>
		BBBO	ID 39 – Funds ETF Italy
		FBMU	ID 39 – Funds ETF Italy
		FBOU	ID 39 – Funds ETF Italy
		FOBU	ID 39 – Funds ETF Italy <b>MDG Lite Unicast</b>
		BBOU	ID 39 – Funds ETF Italy <b>MDG Lite Unicast</b>
		MPSU	ID 39 – Funds ETF Italy <b>MDG Lite Unicast</b>
		MOSU	ID 39 – Funds ETF Italy <b>MDG Lite Unicast</b>
		BBBO	ID 41 – Warrants & Certificates Italy (SEDEX)
		FBMU	ID 41 – Warrants & Certificates Italy (SEDEX)

EURONEXT MARKET DATA INFORMATION PRODUCT	MARKET DATA PRODUCT CODE	TYPE OF DATA	OPTIQ MARKET DATA CHANNEL
<b>EURONEXT MILAN ALL MARKETS</b> <i>(available in Level 2, Level 1 and Last Price)</i>  <i>The Level 2 products also include the Market Data Channels mapped to the Level 1 and Last Price product codes.</i>	MAML2-**	BBOU	ID 41 – Warrants & Certificates Italy (SEDEX) <b>MDG Lite Unicast</b>
		MPSU	ID 41 – Warrants & Certificates Italy (SEDEX) <b>MDG Lite Unicast</b>
		BBBO	ID 40 – Fixed Income Italy (MOT/ExtraMOT)
		FBMU	ID 40 – Fixed Income Italy (MOT/ExtraMOT)
		FBOU	ID 40 – Fixed Income Italy (MOT/ExtraMOT)
		FOBU	ID 40 – Fixed Income Italy (MOT/ExtraMOT) <b>MDG Lite Unicast</b>
		BBOU	ID 40 – Fixed Income Italy (MOT/ExtraMOT) <b>MDG Lite Unicast</b>
		MPSU	ID 40 – Fixed Income Italy (MOT/ExtraMOT) <b>MDG Lite Unicast</b>
		MOSU	ID 40 – Fixed Income Italy (MOT/ExtraMOT) <b>MDG Lite Unicast</b>
		BBBO	ID 36 – Equity Derivatives Italy
		FBMU	ID 36 – Equity Derivatives Italy
		FOBU	ID 36 – Equity Derivatives Italy <b>MDG Lite Unicast</b>
		BBOU	ID 36 – Equity Derivatives Italy <b>MDG Lite Unicast</b>
		MPSU	ID 36 – Equity Derivatives Italy <b>MDG Lite Unicast</b>
		BBBO	ID 37 – Index Options Italy
		FBMU	ID 37 – Index Options Italy
		FOBU	ID 37 – Index Options Italy <b>MDG Lite Unicast</b>
		BBOU	ID 37 – Index Options Italy <b>MDG Lite Unicast</b>
		MPSU	ID 37 – Index Options Italy <b>MDG Lite Unicast</b>

EURONEXT MARKET DATA INFORMATION PRODUCT	MARKET DATA PRODUCT CODE	TYPE OF DATA	OPTIQ MARKET DATA CHANNEL
<b>EURONEXT MILAN ALL MARKETS</b> <i>(available in Level 2, Level 1 and Last Price)</i>  <i>The Level 2 products also include the Market Data Channels mapped to the Level 1 and Last Price product codes.</i>	MAML2-**	BBBO	ID 28 – Index Futures Italy
		FBMU	ID 28 – Index Futures Italy
		FOBU	ID 28 – Index Futures Italy <b>MDG Lite Unicast</b>
		BBOU	ID 28 – Index Futures Italy <b>MDG Lite Unicast</b>
		MPSU	ID 28 – Index Futures Italy <b>MDG Lite Unicast</b>
		BBBO	ID 19 – Trading After Hours Italy
		FBMU	ID 19 – Trading After Hours Italy
		FBOU	ID 19 – Trading After Hours Italy
		FOBU	ID 19 – Trading After Hours Italy <b>MDG Lite Unicast</b>
		BBOU	ID 19 – Trading After Hours Italy <b>MDG Lite Unicast</b>
		MPSU	ID 19 – Trading After Hours Italy <b>MDG Lite Unicast</b>
		MOSU	ID 19 – Trading After Hours Italy <b>MDG Lite Unicast</b>
		BBBO	ID 45 – Global Equity Market
		FBMU	ID 45 – Global Equity Market
		FBOU	ID 45 – Global Equity Market
		FOBU	ID 45 – Global Equity Market <b>MDG Lite Unicast</b>
		BBOU	ID 45 – Global Equity Market <b>MDG Lite Unicast</b>
		MPSU	ID 45 – Global Equity Market <b>MDG Lite Unicast</b>
		MOSU	ID 45 – Global Equity Market <b>MDG Lite Unicast</b>

EURONEXT MARKET DATA INFORMATION PRODUCT	MARKET DATA PRODUCT CODE	TYPE OF DATA	OPTIQ MARKET DATA CHANNEL
<b>EURONEXT MILAN ALL MARKETS</b> <i>(available in Level 2, Level 1 and Last Price)</i>  <i>The Level 1 products also include the Market Data Channels mapped to the Last Price product codes.</i>	MAML1-**	BBBO	ID 18 – Equities Italy
		BBOU	ID 18 – Equities Italy <b>MDG Lite Unicast</b>
		BBBO	ID 39 – Funds ETF Italy
		BBOU	ID 39 – Funds ETF Italy <b>MDG Lite Unicast</b>
		BBBO	ID 41 – Warrants & Certificates Italy (SEDEX)
		BBOU	ID 41 – Warrants & Certificates Italy (SEDEX) <b>MDG Lite Unicast</b>
		BBBO	ID 40 – Fixed Income Italy (MOT/ExtraMOT)
		BBOU	ID 40 – Fixed Income Italy (MOT/ExtraMOT) <b>MDG Lite Unicast</b>
		BBBO	ID 36 – Equity Derivatives Italy
		BBOU	ID 36 – Equity Derivatives Italy <b>MDG Lite Unicast</b>
		BBBO	ID 37 – Index Options Italy
		BBOU	ID 37 – Index Options Italy <b>MDG Lite Unicast</b>
		BBBO	ID 28 – Index Futures Italy
		BBOU	ID 28 – Index Futures Italy <b>MDG Lite Unicast</b>
		BBBO	ID 19 – Trading After Hours Italy
		BBOU	ID 19 – Trading After Hours Italy <b>MDG Lite Unicast</b>
		BBBO	ID 45 – Global Equity Market
		BBOU	ID 45 – Global Equity Market <b>MDG Lite Unicast</b>



EURONEXT MARKET DATA INFORMATION PRODUCT	MARKET DATA PRODUCT CODE	TYPE OF DATA	OPTIQ MARKET DATA CHANNEL
<b>EURONEXT MILAN ALL MARKETS</b> <i>(available in Level 2, Level 1 and Last Price)</i>	MAMLP-**	REFT	ID 18 – Equities Italy
		RD	ID 18 – Equities Italy <b>MDG Lite Unicast</b>
		FTIS	ID 18 – Equities Italy <b>MDG Lite Unicast</b>
		REFT	ID 39 – Funds ETF Italy
		RD	ID 39 – Funds ETF Italy <b>MDG Lite Unicast</b>
		FTIS	ID 39 – Funds ETF Italy <b>MDG Lite Unicast</b>
		REFT	ID 41 – Warrants & Certificates Italy (SEDEX)
		RD	ID 41 – Warrants & Certificates Italy (SEDEX) <b>MDG Lite Unicast</b>
		FTIS	ID 41 – Warrants & Certificates Italy (SEDEX) <b>MDG Lite Unicast</b>
		REFT	ID 40 – Fixed Income Italy (MOT/ExtraMOT)
		RD	ID 40 – Fixed Income Italy (MOT/ExtraMOT) <b>MDG Lite Unicast</b>
		FTIS	ID 40 – Fixed Income Italy (MOT/ExtraMOT) <b>MDG Lite Unicast</b>
		REFT	ID 36 – Equity Derivatives Italy
		RD	ID 36 – Equity Derivatives Italy <b>MDG Lite Unicast</b>
		FTIS	ID 36 – Equity Derivatives Italy <b>MDG Lite Unicast</b>
		REFT	ID 37 – Index Options Italy
		RD	ID 37 – Index Options Italy <b>MDG Lite Unicast</b>
		FTIS	ID 37 – Index Options Italy <b>MDG Lite Unicast</b>

EURONEXT MARKET DATA INFORMATION PRODUCT	MARKET DATA PRODUCT CODE	TYPE OF DATA	OPTIQ MARKET DATA CHANNEL
<b>EURONEXT MILAN ALL MARKETS</b> <i>(available in Level 2, Level 1 and Last Price)</i>	MAMLP-**	REFT	ID 28 – Index Futures Italy
		RD	ID 28 – Index Futures Italy <b>MDG Lite Unicast</b>
		FTIS	ID 28 – Index Futures Italy <b>MDG Lite Unicast</b>
		REFT	ID 19 – Trading After Hours Italy
		RD	ID 19 – Trading After Hours Italy <b>MDG Lite Unicast</b>
		FTIS	ID 19 – Trading After Hours Italy <b>MDG Lite Unicast</b>
		REFT	ID 45 – Global Equity Market
		RD	ID 45 – Global Equity Market <b>MDG Lite Unicast</b>
		FTIS	ID 45 – Global Equity Market <b>MDG Lite Unicast</b>
<b>EURONEXT MILAN AFF</b> <i>(available in Level 2, Level 1 and Last Price)</i>  <i>The Level 2 products also include the Market Data Channels mapped to the Level 1 and Last Price product codes.</i>	MAFFL2-**	BBBO	ID 18 – Equities Italy
		FBMU	ID 18 – Equities Italy
		FBOU	ID 18 – Equities Italy
		FOBU	ID 18 – Equities Italy <b>MDG Lite Unicast</b>
		BBOU	ID 18 – Equities Italy <b>MDG Lite Unicast</b>
		MPSU	ID 18 – Equities Italy <b>MDG Lite Unicast</b>
		MOSU	ID 18 – Equities Italy <b>MDG Lite Unicast</b>
		BBBO	ID 39 – Funds ETF Italy
		FBMU	ID 39 – Funds ETF Italy
		FBOU	ID 39 – Funds ETF Italy

EURONEXT MARKET DATA INFORMATION PRODUCT	MARKET DATA PRODUCT CODE	TYPE OF DATA	OPTIQ MARKET DATA CHANNEL
<b>EURONEXT MILAN AFF</b> <i>(available in Level 2, Level 1 and Last Price)</i>  <i>The Level 2 products also include the Market Data Channels mapped to the Level 1 and Last Price product codes.</i>	MAFFL2-**	FOBU	ID 39 – Funds ETF Italy <b>MDG Lite Unicast</b>
		BBOU	ID 39 – Funds ETF Italy <b>MDG Lite Unicast</b>
		MPSU	ID 39 – Funds ETF Italy <b>MDG Lite Unicast</b>
		MOSU	ID 39 – Funds ETF Italy <b>MDG Lite Unicast</b>
		BBBO	ID 41 – Warrants & Certificates Italy (SEDEX)
		BBBO	ID 41 – Warrants & Certificates Italy (SEDEX)
		FBMU	ID 41 – Warrants & Certificates Italy (SEDEX)
		BBOU	ID 41 – Warrants & Certificates Italy (SEDEX) <b>MDG Lite Unicast</b>
		MPSU	ID 41 – Warrants & Certificates Italy (SEDEX) <b>MDG Lite Unicast</b>
	MAFFL1-**	BBBO	ID 18 – Equities Italy
		BBOU	ID 18 – Equities Italy <b>MDG Lite Unicast</b>
		BBBO	ID 39 – Funds ETF Italy
		BBOU	ID 39 – Funds ETF Italy <b>MDG Lite Unicast</b>
		BBBO	ID 41 – Warrants & Certificates Italy (SEDEX)
		BBOU	ID 41 – Warrants & Certificates Italy (SEDEX) <b>MDG Lite Unicast</b>
<i>The Level 1 products also include the Market Data Channels mapped to the Last Price product codes.</i>	MAFFL1-**	BBBO	ID 18 – Equities Italy
		BBOU	ID 18 – Equities Italy <b>MDG Lite Unicast</b>
		BBBO	ID 39 – Funds ETF Italy
		BBOU	ID 39 – Funds ETF Italy <b>MDG Lite Unicast</b>
		BBBO	ID 41 – Warrants & Certificates Italy (SEDEX)
		BBOU	ID 41 – Warrants & Certificates Italy (SEDEX) <b>MDG Lite Unicast</b>

EURONEXT MARKET DATA INFORMATION PRODUCT	MARKET DATA PRODUCT CODE	TYPE OF DATA	OPTIQ MARKET DATA CHANNEL
<b>EURONEXT MILAN AFF</b> <i>(available in Level 2, Level 1 and Last Price)</i>	MAFFLP-**	REFT	ID 18 – Equities Italy
		RD	ID 18 – Equities Italy <b>MDG Lite Unicast</b>
		FTIS	ID 18 – Equities Italy <b>MDG Lite Unicast</b>
		REFT	ID 39 – Funds ETF Italy
		RD	ID 39 – Funds ETF Italy <b>MDG Lite Unicast</b>
		FTIS	ID 39 – Funds ETF Italy <b>MDG Lite Unicast</b>
		REFT	ID 41 – Warrants & Certificates Italy (SEDEX)
		RD	ID 41 – Warrants & Certificates Italy (SEDEX) <b>MDG Lite Unicast</b>
		FTIS	ID 41 – Warrants & Certificates Italy (SEDEX) <b>MDG Lite Unicast</b>

EURONEXT MARKET DATA INFORMATION PRODUCT	MARKET DATA PRODUCT CODE	TYPE OF DATA	OPTIQ MARKET DATA CHANNEL
<b>EURONEXT MILAN MOT</b> <i>(available in Level 2, Level 1 and Last Price)</i>  <i>The Level 2 products also include the Market Data Channels mapped to the Level 1 and Last Price product codes.</i>   <i>The Level 1 products also include the Market Data Channels mapped to the Last Price product codes.</i>	MMOTL2-**	BBBO	ID 40 – Fixed Income Italy (MOT/ExtraMOT)
		FBMU	ID 40 – Fixed Income Italy (MOT/ExtraMOT)
		FBOU	ID 40 – Fixed Income Italy (MOT/ExtraMOT)
		FOBU	ID 40 – Fixed Income Italy (MOT/ExtraMOT) <b>MDG Lite Unicast</b>
		BBOU	ID 40 – Fixed Income Italy (MOT/ExtraMOT) <b>MDG Lite Unicast</b>
		MPSU	ID 40 – Fixed Income Italy (MOT/ExtraMOT) <b>MDG Lite Unicast</b>
		MOSU	ID 40 – Fixed Income Italy (MOT/ExtraMOT) <b>MDG Lite Unicast</b>
	MMOTL1-**	BBBO	ID 40 – Fixed Income Italy (MOT/ExtraMOT)
		BBOU	ID 40 – Fixed Income Italy (MOT/ExtraMOT) <b>MDG Lite Unicast</b>
	MMOTLP-**	REFT	ID 40 – Fixed Income Italy (MOT/ExtraMOT)
		RD	ID 40 – Fixed Income Italy (MOT/ExtraMOT) <b>MDG Lite Unicast</b>
		FTIS	ID 40 – Fixed Income Italy (MOT/ExtraMOT) <b>MDG Lite Unicast</b>

EURONEXT MARKET DATA INFORMATION PRODUCT	MARKET DATA PRODUCT CODE	TYPE OF DATA	OPTIQ MARKET DATA CHANNEL
<b>EURONEXT MILAN DER</b> <i>(available in Level 2, Level 1 and Last Price)</i>  <i>The Level 2 products also include the Market Data Channels mapped to the Level 1 and Last Price product codes.</i>	MDERL2-**	BBBO	ID 36 – Equity Derivatives Italy
		FBMU	ID 36 – Equity Derivatives Italy
		FOBU	ID 36 – Equity Derivatives Italy <b>MDG Lite Unicast</b>
		BBOU	ID 36 – Equity Derivatives Italy <b>MDG Lite Unicast</b>
		MPSU	ID 36 – Equity Derivatives Italy <b>MDG Lite Unicast</b>
		BBBO	ID 37 – Index Options Italy
		FBMU	ID 37 – Index Options Italy
		FOBU	ID 37 – Index Options Italy <b>MDG Lite Unicast</b>
		BBOU	ID 37 – Index Options Italy <b>MDG Lite Unicast</b>
		MPSU	ID 37 – Index Options Italy <b>MDG Lite Unicast</b>
		BBBO	ID 28 – Index Futures Italy
		FBMU	ID 28 – Index Futures Italy
		FOBU	ID 28 – Index Futures Italy <b>MDG Lite Unicast</b>
		BBOU	ID 28 – Index Futures Italy <b>MDG Lite Unicast</b>
		MPSU	ID 28 – Index Futures Italy <b>MDG Lite Unicast</b>

EURONEXT MARKET DATA INFORMATION PRODUCT	MARKET DATA PRODUCT CODE	TYPE OF DATA	OPTIQ MARKET DATA CHANNEL
<b>EURONEXT MILAN DER</b> <i>(available in Level 2, Level 1 and Last Price)</i>  <i>The Level 1 products also include the Market Data Channels mapped to the Last Price product codes.</i>	MDERL1-**	BBBO	ID 36 – Equity Derivatives Italy
		BBOU	ID 36 – Equity Derivatives Italy <b>MDG Lite Unicast</b>
		BBBO	ID 37 – Index Options Italy
		BBOU	ID 37 – Index Options Italy <b>MDG Lite Unicast</b>
		BBBO	ID 28 – Index Futures Italy
		BBOU	ID 28 – Index Futures Italy <b>MDG Lite Unicast</b>
	MDERLP-**	REFT	ID 36 – Equity Derivatives Italy
		RD	ID 36 – Equity Derivatives Italy <b>MDG Lite Unicast</b>
		FTIS	ID 36 – Equity Derivatives Italy <b>MDG Lite Unicast</b>
		REFT	ID 37 – Index Options Italy
		RD	ID 37 – Index Options Italy <b>MDG Lite Unicast</b>
		FTIS	ID 37 – Index Options Italy <b>MDG Lite Unicast</b>
		REFT	ID 28 – Index Futures Italy
		RD	ID 28 – Index Futures Italy <b>MDG Lite Unicast</b>
		FTIS	ID 28 – Index Futures Italy <b>MDG Lite Unicast</b>

EURONEXT MARKET DATA INFORMATION PRODUCT	MARKET DATA PRODUCT CODE	TYPE OF DATA	OPTIQ MARKET DATA CHANNEL
<b>TRADING AFTER HOURS MARKET</b> <i>(available in Level 2, Level 1 and Last Price)</i>  <i>The Level 2 products also include the Market Data Channels mapped to the Level 1 and Last Price product codes.</i>         <i>The Level 1 products also include the Market Data Channels mapped to the Last Price product codes.</i>	TAHL2-**	BBBO	ID 19 – Trading After Hours Italy
		FBMU	ID 19 – Trading After Hours Italy
		FBOU	ID 19 – Trading After Hours Italy
		FOBU	ID 19 – Trading After Hours Italy <b>MDG Lite Unicast</b>
		BBOU	ID 19 – Trading After Hours Italy <b>MDG Lite Unicast</b>
		MPSU	ID 19 – Trading After Hours Italy <b>MDG Lite Unicast</b>
		MOSU	ID 19 – Trading After Hours Italy <b>MDG Lite Unicast</b>
	TAHL1-**	BBBO	ID 19 – Trading After Hours Italy
		BBOU	ID 19 – Trading After Hours Italy <b>MDG Lite Unicast</b>
	TAHLP-**	REFT	ID 19 – Trading After Hours Italy
		RD	ID 19 – Trading After Hours Italy <b>MDG Lite Unicast</b>
		FTIS	ID 19 – Trading After Hours Italy <b>MDG Lite Unicast</b>



EURONEXT MARKET DATA INFORMATION PRODUCT	MARKET DATA PRODUCT CODE	TYPE OF DATA	OPTIQ MARKET DATA CHANNEL
<b>GLOBAL EQUITY MARKET</b> <i>(available in Level 2, Level 1 and Last Price)</i>  <i>The Level 2 products also include the Market Data Channels mapped to the Level 1 and Last Price product codes.</i>        <i>The Level 1 products also include the Market Data Channels mapped to the Last Price product codes).</i>	GEML2-**	BBBO	ID 45 – Global Equity Market
		FBMU	ID 45 – Global Equity Market
		FBOU	ID 45 – Global Equity Market
		FOBU	ID 45 – Global Equity Market <b>MDG Lite Unicast</b>
		BBOU	ID 45 – Global Equity Market <b>MDG Lite Unicast</b>
		MPSU	ID 45 – Global Equity Market <b>MDG Lite Unicast</b>
		MOSU	ID 45 – Global Equity Market <b>MDG Lite Unicast</b>
	GEML1-**	BBBO	ID 45 – Global Equity Market
		BBOU	ID 45 – Global Equity Market <b>MDG Lite Unicast</b>
	GEMLP-**	REFT	ID 45 – Global Equity Market
		RD	ID 45 – Global Equity Market <b>MDG Lite Unicast</b>
		FTIS	ID 45 – Global Equity Market <b>MDG Lite Unicast</b>

EURONEXT MARKET DATA INFORMATION PRODUCT	MARKET DATA PRODUCT CODE	TYPE OF DATA	OPTIQ MARKET DATA CHANNEL
<b>EUROTLX ALL MARKETS</b> <i>(available in Level 2, Level 1 and Last Price)</i>  <i>The Level 2 products also include the Market Data Channels mapped to the Last Price product codes.</i>	TLXAL2-**	BBBO	ID 42 – Fixed Income ETLX (Bond-X)
		FBMU	ID 42 – Fixed Income ETLX (Bond-X)
		FBOU	ID 42 – Fixed Income ETLX (Bond-X)
		FOBU	ID 42 – Fixed Income ETLX (Bond-X) <b>MDG Lite Unicast</b>
		BBOU	ID 42 – Fixed Income ETLX (Bond-X) <b>MDG Lite Unicast</b>
		MPSU	ID 42 – Fixed Income ETLX (Bond-X) <b>MDG Lite Unicast</b>
		MOSU	ID 42 – Fixed Income ETLX (Bond-X) <b>MDG Lite Unicast</b>
		BBBO	ID 44 – Equities EuroTLX
		FBMU	ID 44 – Equities EuroTLX
		FBOU	ID 44 – Equities EuroTLX
		FOBU	ID 44 – Equities EuroTLX <b>MDG Lite Unicast</b>
		BBOU	ID 44 – Equities EuroTLX <b>MDG Lite Unicast</b>
		MPSU	ID 44 – Equities EuroTLX <b>MDG Lite Unicast</b>
		MOSU	ID 44 – Equities EuroTLX <b>MDG Lite Unicast</b>
		BBBO	ID 43 – Warrants & Certificates ETLX (Cert-X)
		FBMU	ID 43 – Warrants & Certificates ETLX (Cert-X)
		FOBU	ID 43 – Warrants & Certificates ETLX (Cert-X) <b>MDG Lite Unicast</b>
		BBOU	ID 43 – Warrants & Certificates ETLX (Cert-X) <b>MDG Lite Unicast</b>
		MPSU	ID 43 – Warrants & Certificates ETLX (Cert-X) <b>MDG Lite Unicast</b>

EURONEXT MARKET DATA INFORMATION PRODUCT	MARKET DATA PRODUCT CODE	TYPE OF DATA	OPTIQ MARKET DATA CHANNEL
<b>EUROTLX ALL MARKETS</b> <i>(available in Level 2, Level 1 and Last Price)</i>  <i>The Level 1 products also include the Market Data Channels mapped to the Last Price product codes).</i>	TLXAL1-**	BBBO	ID 42 – Fixed Income ETLX (Bond-X)
		BBOU	ID 42 – Fixed Income ETLX (Bond-X) <b>MDG Lite Unicast</b>
		BBBO	ID 44 – Equities EuroTLX
		BBOU	ID 44 – Equities EuroTLX <b>MDG Lite Unicast</b>
		BBBO	ID 43 – Warrants & Certificates ETLX (Cert-X)
		BBOU	ID 43 – Warrants & Certificates ETLX (Cert-X) <b>MDG Lite Unicast</b>
	TLXALP-**	REFT	ID 42 – Fixed Income ETLX (Bond-X)
		RD	ID 42 – Fixed Income ETLX (Bond-X) <b>MDG Lite Unicast</b>
		FTIS	ID 42 – Fixed Income ETLX (Bond-X) <b>MDG Lite Unicast</b>
		REFT	ID 44 – Equities EuroTLX
		RD	ID 44 – Equities EuroTLX <b>MDG Lite Unicast</b>
		FTIS	ID 44 – Equities EuroTLX <b>MDG Lite Unicast</b>
		REFT	ID 43 – Warrants & Certificates ETLX (Cert-X)
		RD	ID 43 – Warrants & Certificates ETLX (Cert-X) <b>MDG Lite Unicast</b>
		FTIS	ID 43 – Warrants & Certificates ETLX (Cert-X) <b>MDG Lite Unicast</b>

EURONEXT MARKET DATA INFORMATION PRODUCT	MARKET DATA PRODUCT CODE	TYPE OF DATA	OPTIQ MARKET DATA CHANNEL
<b>EUROTLX SHARES AND DRs</b> <i>(available in Level 2, Level 1 and Last Price)</i>  <i>The Level 2 products also include the Market Data Channels mapped to the Last Price product codes.</i>   <i>The Level 1 products also include the Market Data Channels mapped to the Last Price product codes).</i>	TLXEL2-**	BBBO	ID 44 – Equities EuroTLX
		FBMU	ID 44 – Equities EuroTLX
		FBOU	ID 44 – Equities EuroTLX
		FOBU	ID 44 – Equities EuroTLX <b>MDG Lite Unicast</b>
		BBOU	ID 44 – Equities EuroTLX <b>MDG Lite Unicast</b>
		MPSU	ID 44 – Equities EuroTLX <b>MDG Lite Unicast</b>
		MOSU	ID 44 – Equities EuroTLX <b>MDG Lite Unicast</b>
	TLXEL1-**	BBBO	ID 44 – Equities EuroTLX
		BBOU	ID 44 – Equities EuroTLX <b>MDG Lite Unicast</b>
	TLXELP-**	REFT	ID 44 – Equities EuroTLX
		RD	ID 44 – Equities EuroTLX <b>MDG Lite Unicast</b>
		FTIS	ID 44 – Equities EuroTLX <b>MDG Lite Unicast</b>

EURONEXT MARKET DATA INFORMATION PRODUCT	MARKET DATA PRODUCT CODE	TYPE OF DATA	OPTIQ MARKET DATA CHANNEL
<b>EUROTLX BONDS</b> <i>(available in Level 2, Level 1 and Last Price)</i> The Level 2 products also include the Market Data Channels mapped to the Last Price product codes.  <i>The Level 1 products also include the Market Data Channels mapped to the Last Price product codes).</i>	TLXBL2-**	BBBO	ID 42 – Fixed Income ETLX (Bond-X)
		FBMU	ID 42 – Fixed Income ETLX (Bond-X)
		FBOU	ID 42 – Fixed Income ETLX (Bond-X)
	TLXBL1-**	BBBO	ID 42 – Fixed Income ETLX (Bond-X)
	TLXBLP-**	REFT	ID 42 – Fixed Income ETLX (Bond-X)
		RD	ID 42 – Fixed Income ETLX (Bond-X) <b>MDG Lite Unicast</b>
		FTIS	ID 42 – Fixed Income ETLX (Bond-X) <b>MDG Lite Unicast</b>
<b>EUROTLX CERTIFICATES</b> <i>(available in Level 2, Level 1 and Last Price)</i>  <i>The Level 2 products also include the Market Data Channels mapped to the Level 1 and Last Price product codes.</i>  <i>The Level 1 products also include the Market Data Channels mapped to the Last Price product codes).</i>	TLXCL2-**	BBBO	ID 43 – Warrants & Certificates ETLX (Cert-X)
		FBMU	ID 43 – Warrants & Certificates ETLX (Cert-X)
		BBOU	ID 43 – Warrants & Certificates ETLX (Cert-X) <b>MDG Lite Unicast</b>
		MPSU	ID 43 – Warrants & Certificates ETLX (Cert-X) <b>MDG Lite Unicast</b>
	TLXCL1-**	BBBO	ID 43 – Warrants & Certificates ETLX (Cert-X)
		BBOU	ID 43 – Warrants & Certificates ETLX (Cert-X) <b>MDG Lite Unicast</b>
	TLXCLP-**	REFT	ID 43 – Warrants & Certificates ETLX (Cert-X)
		RD	ID 43 – Warrants & Certificates ETLX (Cert-X) <b>MDG Lite Unicast</b>
		FTIS	ID 43 – Warrants & Certificates ETLX(Cert-X) <b>MDG Lite Unicast</b>

EURONEXT MARKET DATA INFORMATION PRODUCT	MARKET DATA PRODUCT CODE	TYPE OF DATA	OPTIQ MARKET DATA CHANNEL
<b>EURONEXT GROUP FIXED INCOME</b> <i>(available in Level 2 and Last Price)</i>  <i>The Level 2 products also include the Market Data Channels mapped to the Last Price product codes.</i>	EGFIL2-**	FBMU	ID 2 - Fixed Income
		FBOU	ID 2 - Fixed Income
		BBBO	ID 40 – Fixed Income Italy (MOT/ExtraMOT)
		FBMU	ID 40 – Fixed Income Italy (MOT/ExtraMOT)
		FBOU	ID 40 – Fixed Income Italy (MOT/ExtraMOT)
		FOBU	ID 40 – Fixed Income Italy (MOT/ExtraMOT) <b>MDG Lite Unicast</b>
		BBOU	ID 40 – Fixed Income Italy (MOT/ExtraMOT) <b>MDG Lite Unicast</b>
		MPSU	ID 40 – Fixed Income Italy (MOT/ExtraMOT) <b>MDG Lite Unicast</b>
		MOSU	ID 40 – Fixed Income Italy (MOT/ExtraMOT) <b>MDG Lite Unicast</b>
		BBBO	ID 42 – Fixed Income ETLX (Bond-X)
		FBMU	ID 42 – Fixed Income ETLX (Bond-X)
		FBOU	ID 42 – Fixed Income ETLX (Bond-X)
		FOBU	ID 42 – Fixed Income ETLX (Bond-X) <b>MDG Lite Unicast</b>
		BBOU	ID 42 – Fixed Income ETLX (Bond-X) <b>MDG Lite Unicast</b>
		MPSU	ID 42 – Fixed Income ETLX (Bond-X) <b>MDG Lite Unicast</b>
		MOSU	ID 42 – Fixed Income ETLX (Bond-X) <b>MDG Lite Unicast</b>

EURONEXT MARKET DATA INFORMATION PRODUCT	MARKET DATA PRODUCT CODE	TYPE OF DATA	OPTIQ MARKET DATA CHANNEL
<b>EURONEXT GROUP FIXED INCOME</b> <i>(available in Level 2 and Last Price)</i>	EGFILP-**	REFT	ID 2 - Fixed Income
		REFT	ID 40 – Fixed Income Italy (MOT/ExtraMOT)
		RD	ID 40 – Fixed Income Italy (MOT/ExtraMOT) <b>MDG Lite Unicast</b>
		FTIS	ID 40 – Fixed Income Italy (MOT/ExtraMOT) <b>MDG Lite Unicast</b>
		REFT	ID 42 – Fixed Income ETLX (Bond-X)
		RD	ID 42 – Fixed Income ETLX (Bond-X) <b>MDG Lite Unicast</b>
		FTIS	ID 42 – Fixed Income ETLX (Bond-X) <b>MDG Lite Unicast</b>
		REFT	ID 12 Fixed Income Nordic ABM