EURONEXT REPORTING GUIDELINES MYMARKETDATA PORTAL

Version number
1.9.3

Number of pages
40

This document is for information purposes only and is not a recommendation to engage in investment activities. This document is provided "as is" without representation or warranty of any kind. Whilst all reasonable care has been taken to ensure the accuracy of the content, Euronext does not guarantee its accuracy or completeness. Euronext will not be held liable for any loss or damages of any nature ensuing from using, trusting or acting on information provided. No information set out or referred to in this document shall form the basis of any contract. The creation of rights and obligations in respect of financial products that are traded on the exchanges operated by Euronext's subsidiaries shall depend solely on the applicable rules of the market operator. All proprietary rights and interest in or connected with this publication shall vest in Euronext. No part of it may be redistributed or reproduced in any form without the prior written permission of Euronext.

Euronext refers to Euronext N.V. and its affiliates. Information regarding trademarks and intellectual property rights of Euronext is located at www.euronext.com/terms-use.

© 2026, Euronext N.V. - All rights reserved.

These guidelines provide the Market Data Client and/or its Affiliates with more detailed information on how to fulfil their market data reporting obligations to Euronext, as described in the EMDA Internal Use Policy and the EMDA Redistribution Policy, as per 1 October 2026. These Policies, which form part of the Euronext Market Data Agreement (EMDA) and other documentation are available **here**. For more information, please e-mail **databyeuronext@euronext.com**.

Note, the information and materials contained in this document are provided 'as is' and Euronext does not warrant the accuracy, adequacy or completeness of the information and materials and expressly disclaims liability for any errors or omissions. This document is not intended to be, and shall not constitute in any way a binding or legal agreement, or impose any legal obligation on Euronext.

CONTENTS

1. INTRODUCTION TO THE REPORTING REQUIREMENT 4
2. MONTHLY REPORTS 5
2.1 Web Portal 5
2.2 What to Report 5
2.3 When to Report..... 5
2.4 How to Report 6
3. EURONEXT'S MYMARKETDATA PORTAL..... 7
3.1 Accessing the Portal..... 7
3.2 Multi-Factor Authentication 8
3.3 The Home Page..... 9
4. USAGE REPORTING – MANUALLY..... 11
4.1 Creating a Location.....11
4.2 Editing a Location.....13
4.3 Inactivating a Location 14
4.4 Reporting the Usage 15
4.5 Submitting a Report 16
5. USAGE REPORTING – EXCEL UPLOAD 20
5.1 Creating a Location.....20
5.2 Request a Prefilled Template 20
5.3 Format of the Excel Upload 21
5.4 Upload an Excel Report 24
APPENDIX 1: OVERVIEW OF THE REPORTING TYPES 26
APPENDIX 2: EURONEXT MARKET DATA PRODUCTS & PRODUCTS CODES PER REPORTING TYPE 28
APPENDIX 3: EURONEXT MARKET DATA PRODUCTS & OPTIQ MD CHANNELS 29

1. INTRODUCTION TO THE REPORTING REQUIREMENT

The EMDA Internal Use Policy and the EMDA Redistribution Policy, which form part of the EMDA, set out the Market Data Client's reporting obligation for

- its internal use of information.
- its redistribution of information to its subscribers that have been approved for natural user.
- its redistribution of information as part of managed non-display services.
- its redistribution of real-time data as part of an ASP Service or ESP Service to trading members.
- its redistribution of real-time data to Retail Users.
- its redistribution of information as part of a Hosted Solution.
- its redistribution of information to its subscribers and/or sub vendors

The table below provide an overview of your reporting and declaration obligations as a Market Data Client.

MONTHLY REPORTS – EMDA Reporting Policy	
WHAT	A monthly electronic report, indicating all use and redistribution of information during the reporting period as according to the EMDA Internal Use Policy and/or the EMDA Redistribution Policy.
WHEN	Each month, within 15 days after the end of each calendar month.
FREQUENCY	Monthly
REPORTABLE UNIT/UNIT OF COUNT	Please refer to the EMDA Internal Use Policy and/or the EMDA Redistribution Policy indicating the Unit of Count for each type of use and/or redistribution of information.
FEES	The applicable monthly fees are outlined in the Product Fee Schedule available **here**.
HOW	Monthly electronic reports should be submitted via Euronext's *MyMarketData Portal* or alternatively via FTP in VRXML format.

2. MONTHLY REPORTS

This section provides more detailed information on how to fulfil your reporting obligation to Euronext as described in the EMDA Internal Use Policy and the EMDA Redistribution Policy, which form part of the EMDA.

2.1 WEB PORTAL

When your organization enters into the EMDA and access to the information commences:

- Euronext will set-up an account for you to allow you to report electronically. Log-in details will be provided to you by e-mail.
- Euronext will set-up the appropriate information products and corresponding product codes under that account.

You will then be able to complete and submit electronic reports under an account set-up by Euronext. Please do not forget to confirm the details entered prior to submitting a report to Euronext.

2.2 WHAT TO REPORT

You should report all use and redistribution of information during the reporting period as according to the EMDA Internal Use Policy and/or the EMDA Redistribution Policy by completing and submitting a monthly electronic report. For this purpose, you should count and report the number of reportable units per **Euronext Information Product** within a calendar month, per location/subscriber. For more information, please refer to the EMDA Internal Use Policy and the EMDA Redistribution Policy indicating the Unit of Count for each type of use and/or redistribution of information.

2.3 WHEN TO REPORT

You have to complete and submit a monthly electronic report. Your initial report should be submitted within 15 days after the calendar month in which your organization's access to information commences. Subsequently you should report each calendar month within 15 days after a reporting period. The table below uses the year 2026 as an example to illustrate the reporting deadlines. The same day and month will apply for the years following.

SUBMIT THE REPORT OF…	BEFORE… (I.E. REPORTING DEADLINE)
October 2026	16 November 2026
November 2026	16 December 2026
December 2026	16 January 2027
January 2027	16 February 2027
February 2027	16 March 2026
March 2027	16 April 2027

SUBMIT THE REPORT OF…	BEFORE… (I.E. REPORTING DEADLINE)
April 2027	16 May 2027
May 2027	16 June 2027
June 2027	16 July 2027
July 2027	16 August 2027
August 2027	16 September 2027
September 2027	16 October 2027

As a delay in your reporting can cause a disruption of Euronext's standard processes, Euronext may charge for compensation if you do not submit your report before the reporting deadline. For more information we refer to clause 10.5 of the EMDA Internal Use Policy.

2.4 HOW TO REPORT

You can report via Euronext's *MyMarketData Portal*. You can enter data into the *MyMarketData Portal* via the graphic user interface or via an excel file upload.

You can manually report for each Location for each Information Product through the *MyMarketData Portal* and/or report via an excel upload your:

- Internal distribution and use (including your operational use)
- Subscriber's access
- Sub vendor's access
- Subscriber's access that are approved to report natural user
- Provision of managed non-display services
- Provision of ASP services /ESP services to trading members
- Provision of Hosted Solution services to Hosted Redistribution Subscribers
- Provision of Hosted Solution services to Index Administrators
- Retail Users

3. EURONEXT'S MYMARKETDATA PORTAL

This section describes how to access Euronext's *MyMarketData Portal* and how the home page' functionalities works.

3.1 ACCESSING THE PORTAL

Euronext's *MyMarketData Portal* is available at https://mymarketdata.euronext.com. Your email address will be the UserID and once Euronext has set you up for reporting a link to create your own password will be sent to your email address.



If you forget your password, click '*Forgot Password'* to receive a new one.

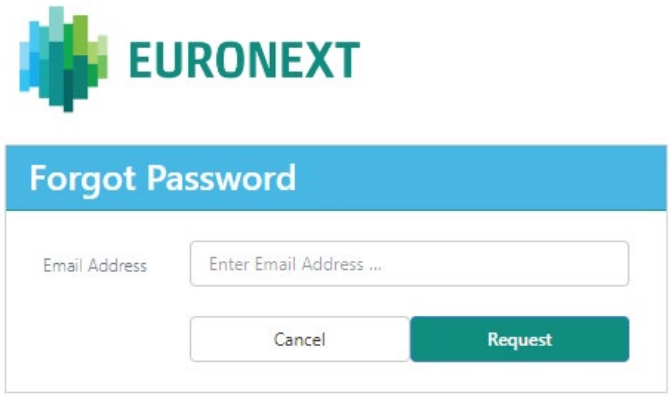

If you do not yet have access to Euronext's *MyMarketData Portal*, please send an e-mail to databyeuronext@euronext.com.

3.2 MULTI-FACTOR AUTHENTICATION

Once you sign in the first time on the Euronext *MyMarketData* Portal, the Multi-Factor Authentication (MFA) will be activated. You will be directed to the following page:

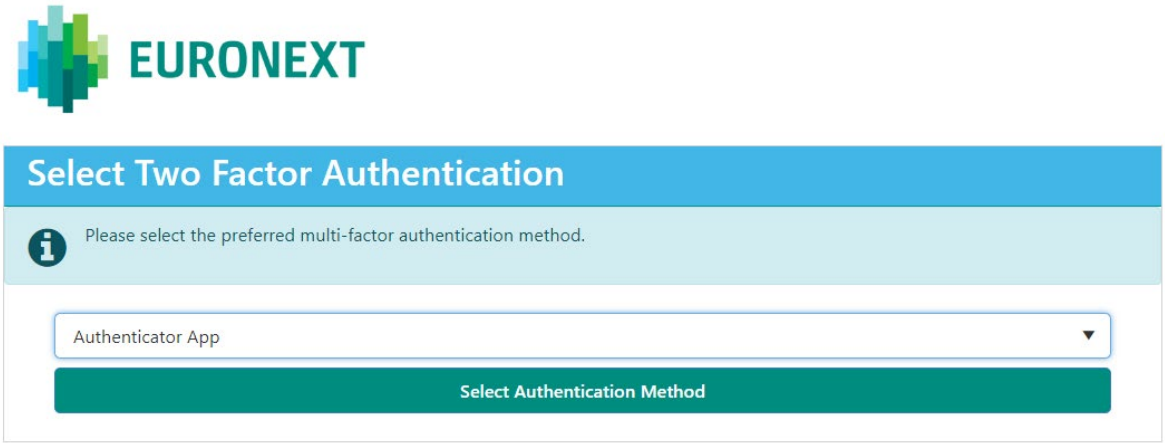

Through the drop-down menu, you can choose to use either the MFA via Authenticator App or E-mail.

MFA via E-mail
If you select the authentication via e-mail, you will be sent a 6-digit code that you will receive in the e-mail with which you are logged in the *MyMarketData Portal*.

MFA via Authenticator App
If you select the authentication via app, download an Authenticator App ('Google Authenticator' or 'Microsoft Authenticator') to your phone from the App Store or Google Play Store.

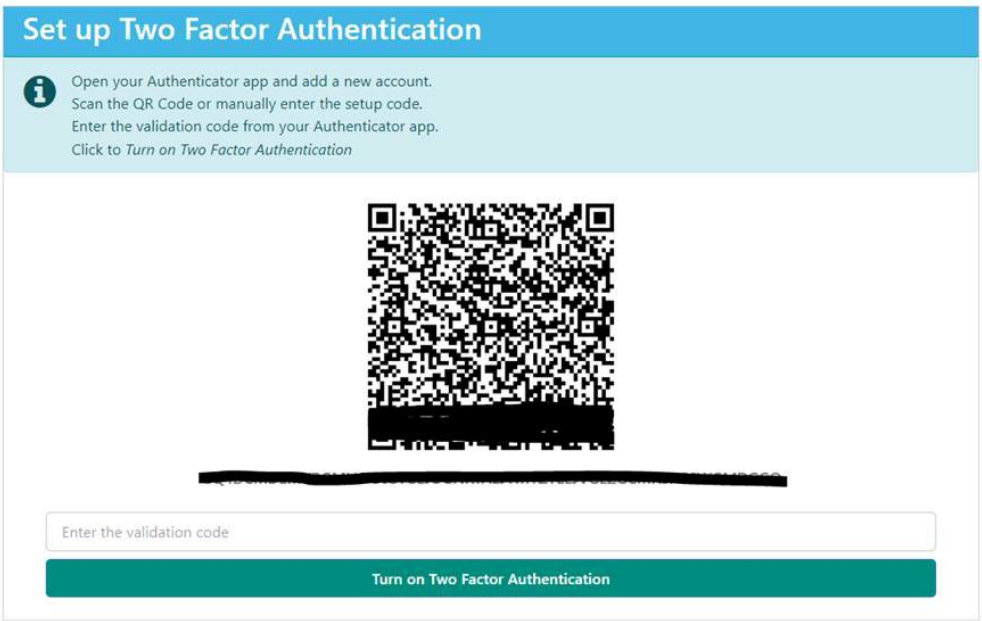

The *MyMarketData Portal* will display your unique QR code once you log in to your account.

Launch your Authenticator App as directed on the screen and scan the QR Code. The App will register your Account promptly. Then, enter the 6-digit code displayed on the Authenticator App.

Once the MFA via App is installed, you must enter the six digits displayed in the app each time you log into the Portal.

After selecting your preferred Multi-Factor Authentication method, the *MyMarketData Portal* will automatically prompt you to use the selected MFA method each time you log in.

If you want to change your MFA method, log in to your *MyMarketData* account and reset your selection in the top-left corner of the window. Clicking '***Reset Multi Factor Authentication'*** will redirect you to a window where you can choose a different MFA method.

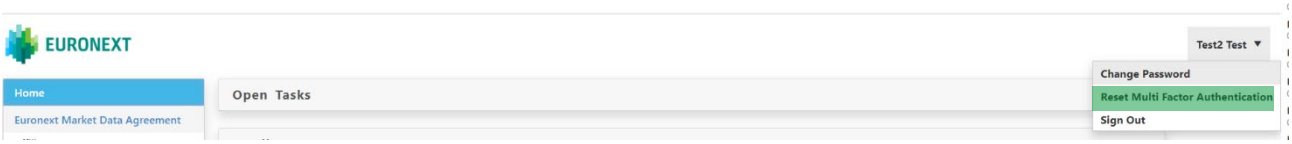

3.3 THE HOME PAGE

The *MyMarketData Portal* home page shows an overview of ***'Open Tasks'***. The pending reporting tasks (one for each account) will be visible. Via the ***'Report Usage'*** button, each task leads to the relevant *Account* page.

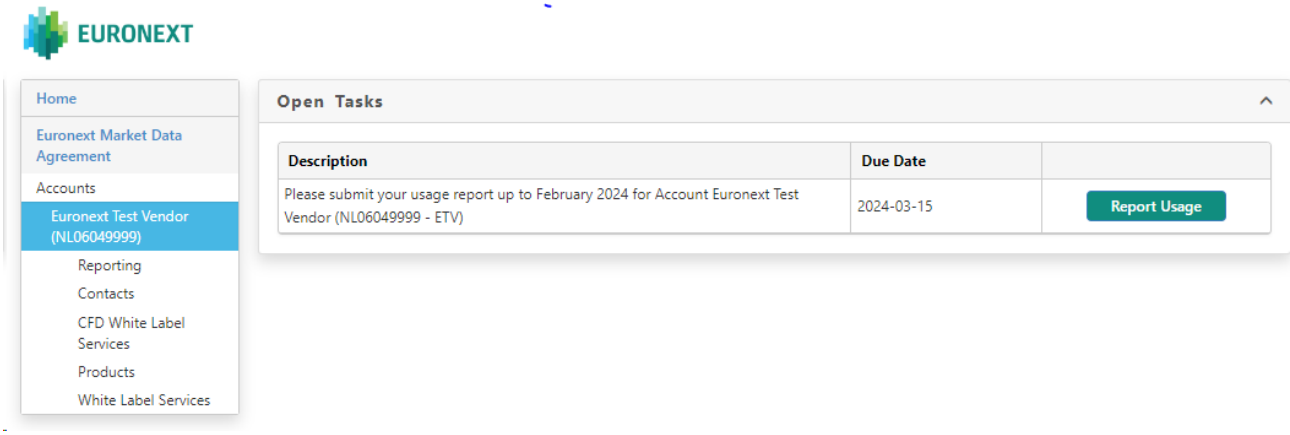

On the left side you will find a menu showing the agreement(s) and account(s) you have access to. The menu has multiple levels, the highest level shows the different agreements your company has with Euronext Market Data, the lower levels show the accounts for reporting and billing and the associated data.

When selecting an agreement in the menu, the details of the agreement will be displayed in the main content section of the page, and this also opens the sub menu with the account(s).

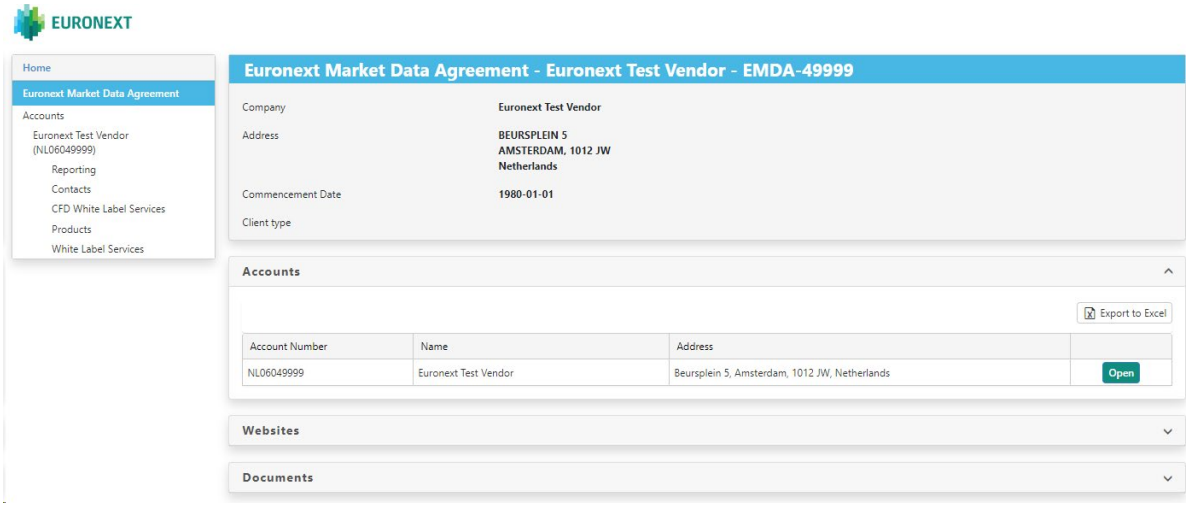

By selecting the account, the details of the account will be displayed.

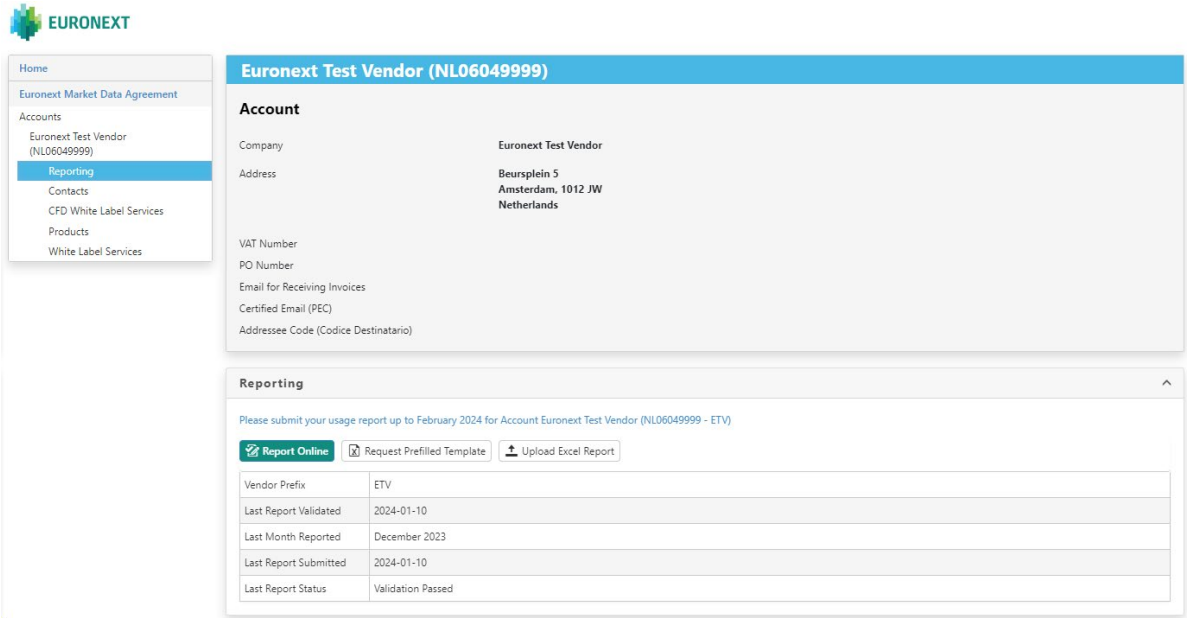

Here you will also find the ***'Report Online'*** button that gives access to the *Usage Reporting* page, and the dates and status the last time a report was successfully validated, the last month that has been reported, the last time a report was submitted, and the status of the last report.

Please note that your session will time out after 20 minutes of inactivity, unless you are on a *Usage Reporting* page, in which case the session time-out will be 24 hours to prevent you from losing your work.

In the right top corner, you will find a dropdown menu showing your user account details, with the options to change password, reset MFA or sign out.

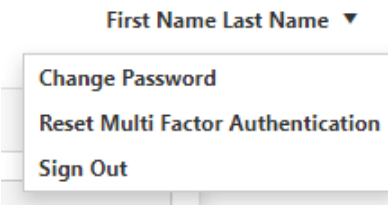

4. USAGE REPORTING – MANUALLY

This section describes how to create your report via the graphic user interface in the *MyMarketData Portal*.

To go to the *Usage Reporting* page, click on ***'Report Online'*** button on the *Account* page. This will open the *Usage Reporting* page with the current reportable inventory of that account.

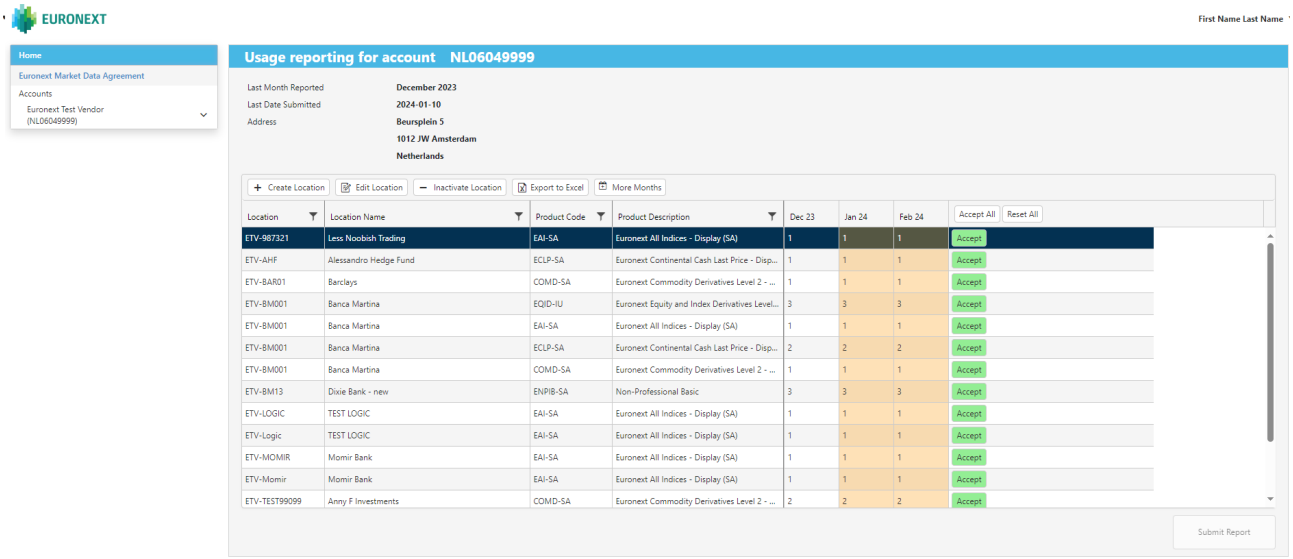

Note, you should report the number of reportable units with the ability to access a particular Euronext information product under a unique Location Account Number in accordance with the EMDA.

4.1 CREATING A LOCATION

To create a new Location, you should use the ***'Create Location'*** button. This opens a pop up with three tabs.

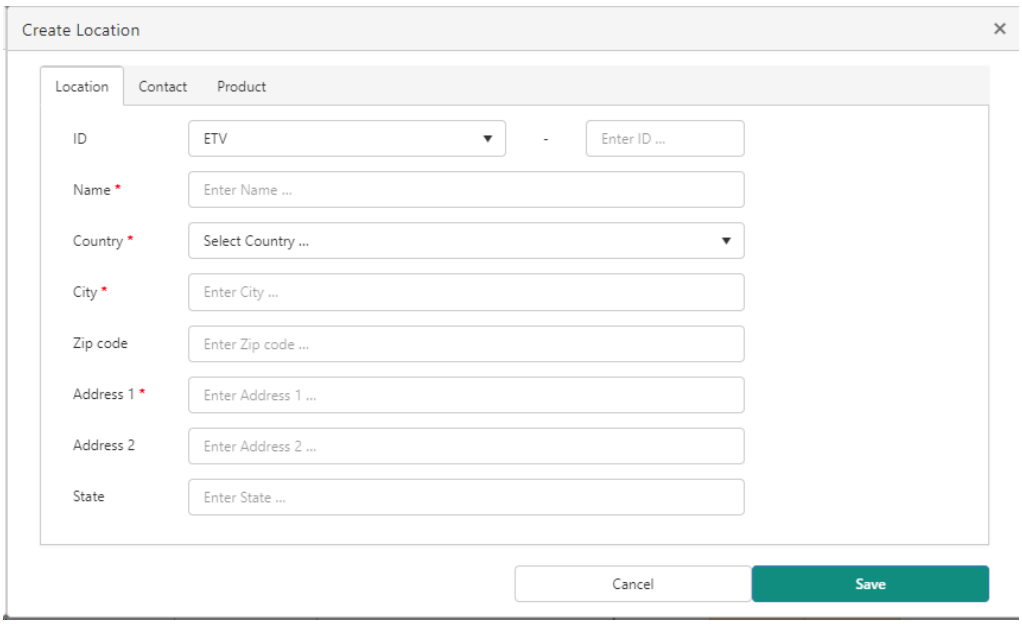

In the ***'Location'*** tab, please fill in the fields as requested. Please note the red fields are mandatory.

- ***'Location ID'*** field: assign a unique identifier by which you can identify the Location (Location Account Number).
- ***'Name'*** field: the name field should always be the statutory name of the applicable organizational entity (i.e. if the organizational entity's statutory name is 'ABCD Ltd.' Please include that in full and not just 'ABCD') (Location Account Name).

The Location details (i.e. name, address, city, etcetera) should be that of:

- the Market Data Client and/or its affiliates (internal distribution and use)
- the subscribers (subscriber access)
- the sub vendors (redistributor access)
- the trading members (the organizational entity of the Member's group, per country i.e. member access)
- the hosted redistribution subscribers and/or index administrators

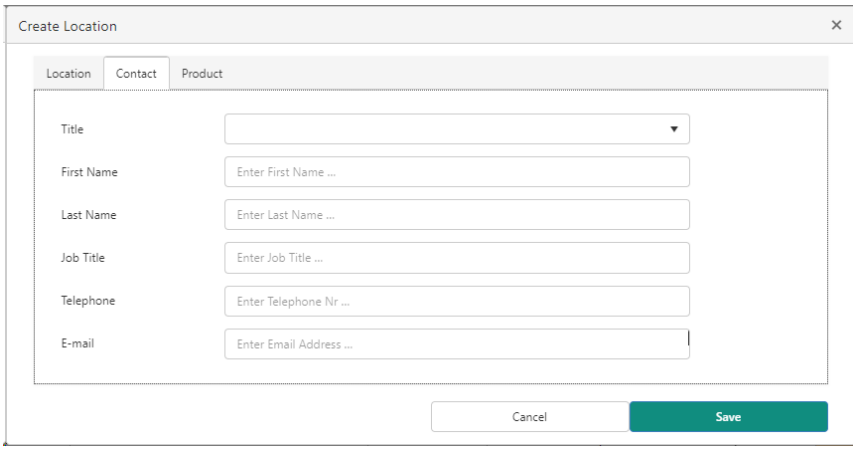

In the ***'Contact'*** tab, please fill in the contact details of the Location.

IMPORTANT: even though *MyMarketData Portal* does not indicate the contact detail fields as required fields, Euronext recommends that you provide up-to-date contact details for each Location.

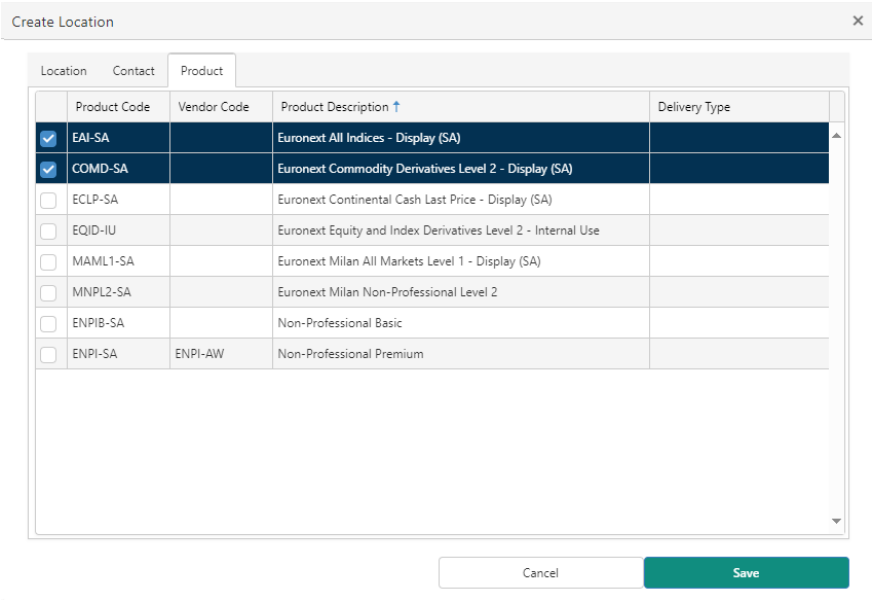

In the ***'Product'*** tab, please select at least one or more of the products that you need to report for your Location.

After you have filled in the fields in all the three tabs, you can click the ***'Save'*** button.

If a product is missing in the 'Products' tab please contact **databyeuronext@euronext.com**. For more information about Euronext Market Data Product(s) please **click here.**

4.2 EDITING A LOCATION

When you want to edit an existing Location click on the '***Edit Location'*** button. This will open the ***'Edit Location'*** pop up for the Location that was selected on the *Usage Reporting* page.

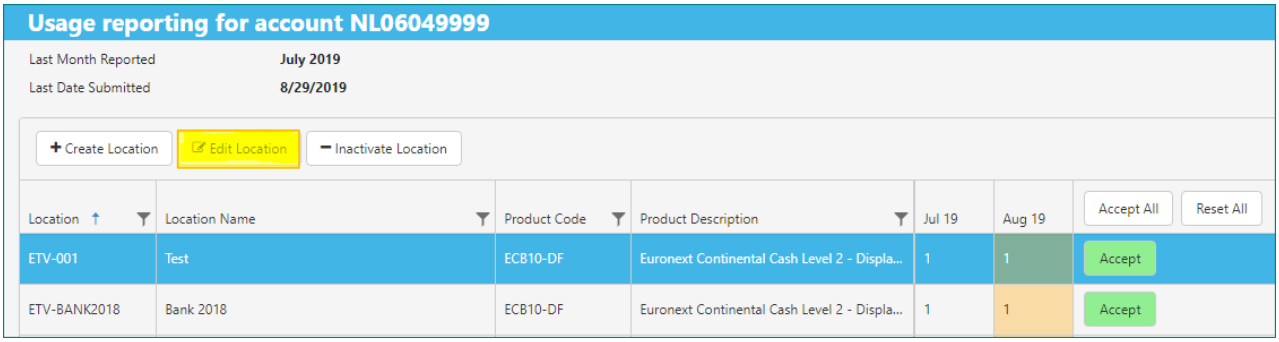

In this example we use *ETV-001*.

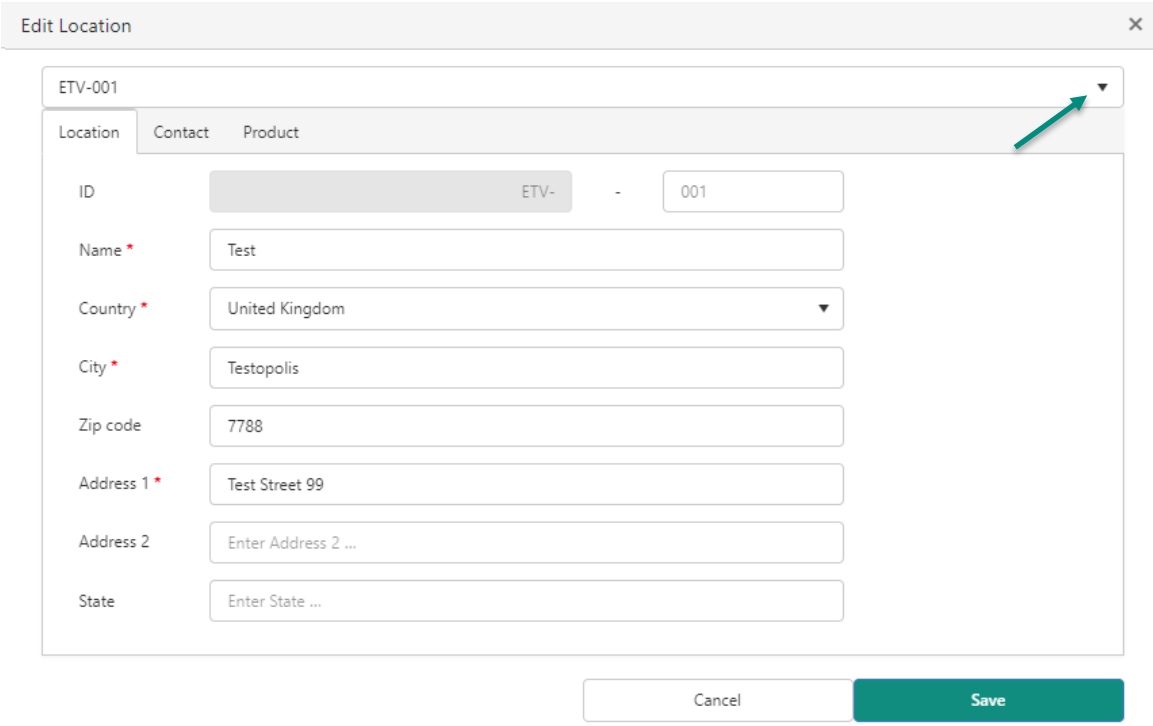

Please note that in the '***Edit Location'*** pop up there is a pulldown menu where you can select a different Location if needed. Once the Location you want to edit is displayed, you can then edit the relevant information on the relevant tabs (Location, Contact, Products) of the ***'Edit Location'*** pop up.

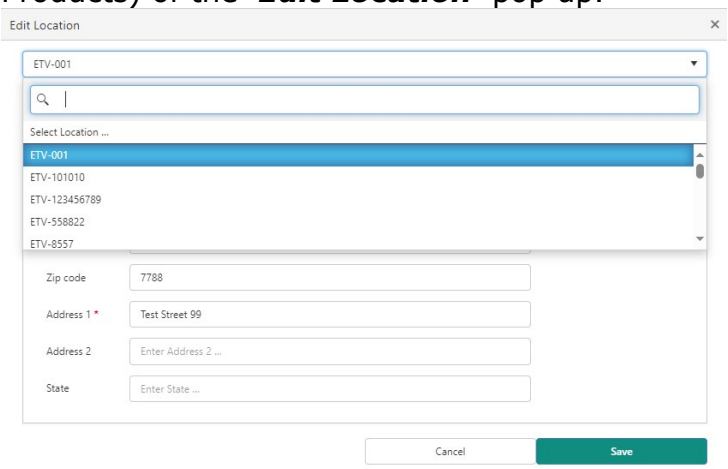

Please note that any edits need to be saved by clicking ***'Save'*** before they are applied. You cannot deselect products that are already present in the inventory and shown on the *Usage Reporting* page.

4.3 INACTIVATING A LOCATION

You can inactivate a Location via the ***'Inactivate Location'*** button on the *Usage Reporting* page.

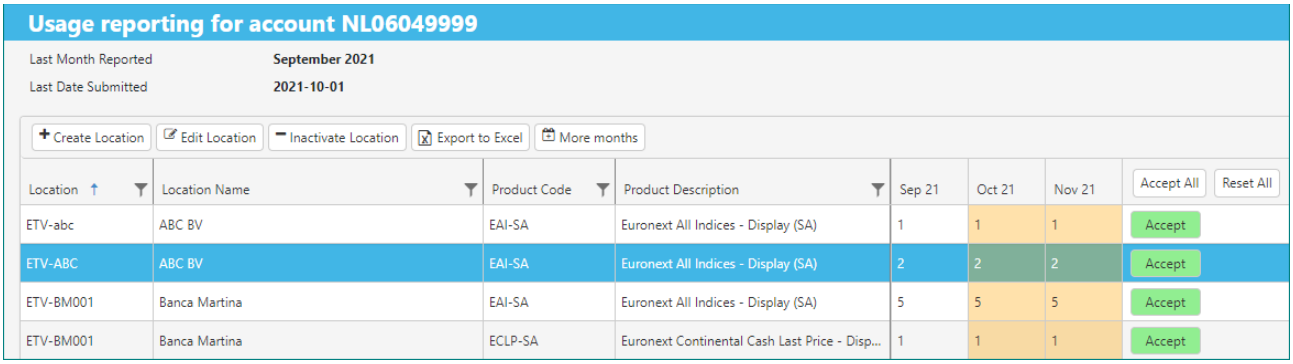

Select the Location that you want to inactivate and click ***'Inactivate Location'***. You will get the following pop up.

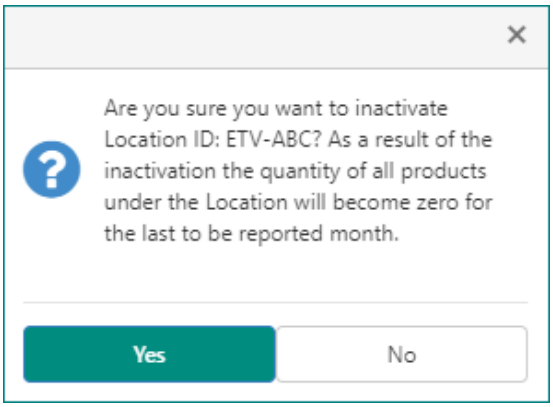

When you can click ***'Yes'***, the complete inventory (all products) of the Location will be set to *zero* in the actual month of reporting.

4.4 REPORTING THE USAGE

Once a Location has been created you can add inventory (number of reportable units) under said Location. On the *Usage Reporting* page, you see the current reportable inventory of Locations for an account.

For each Location you should report the total number of reportable units with the ability to access Euronext Information per Euronext information product during a calendar month.

On the Usage Reporting page, you can select per line for each Location per the relevant Euronext information product(s) and enter the total number for the calendar month. The *MyMarketData Portal* will prefill the number fields according to the last received and validated report. In this example we report the number for *Jan 2024*.

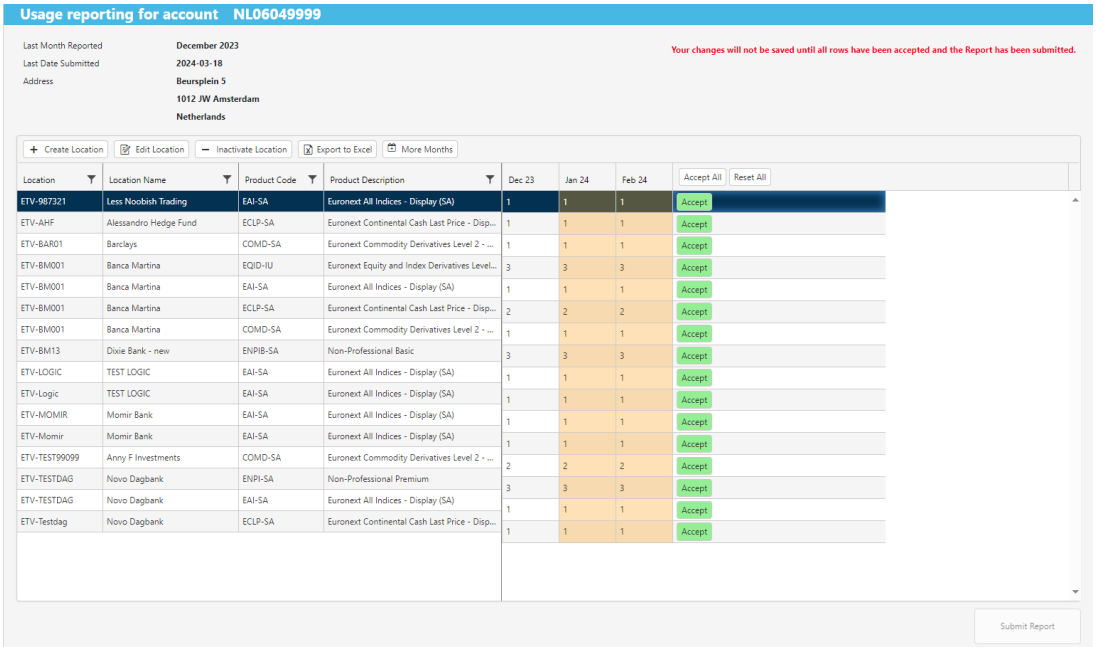

If you want to adjust the number of the Euronext information product for a Location, you can enter that straight in the number field of the calendar month itself.

The ***'Reset'*** button will reset the number you entered to the original value as reported for the Location and Product during you last report.

If you want to undo the changes of all the numbers that you have entered, you can use the ***'Reset All'*** button. You will get the following pop up.

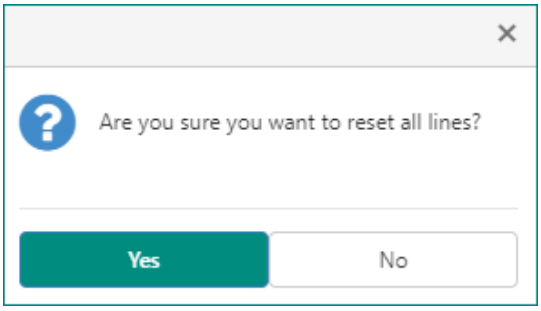

You can click ***'Yes'***, and all changes made will be undone to the number of Euronext information products of those Locations.

If you want to adjust the reported numbers of retro-active months, you can click the ***'More months'*** button and the retro-active months will be shown on the *Usage Reporting Page*.

4.5 SUBMITTING A REPORT

Before being able to submit a report, all lines on the *Usage Reporting* page must be accepted. You can accept single lines via the ***'Accept'*** button or use the ***'Accept All'*** button to accept all lines simultaneously.

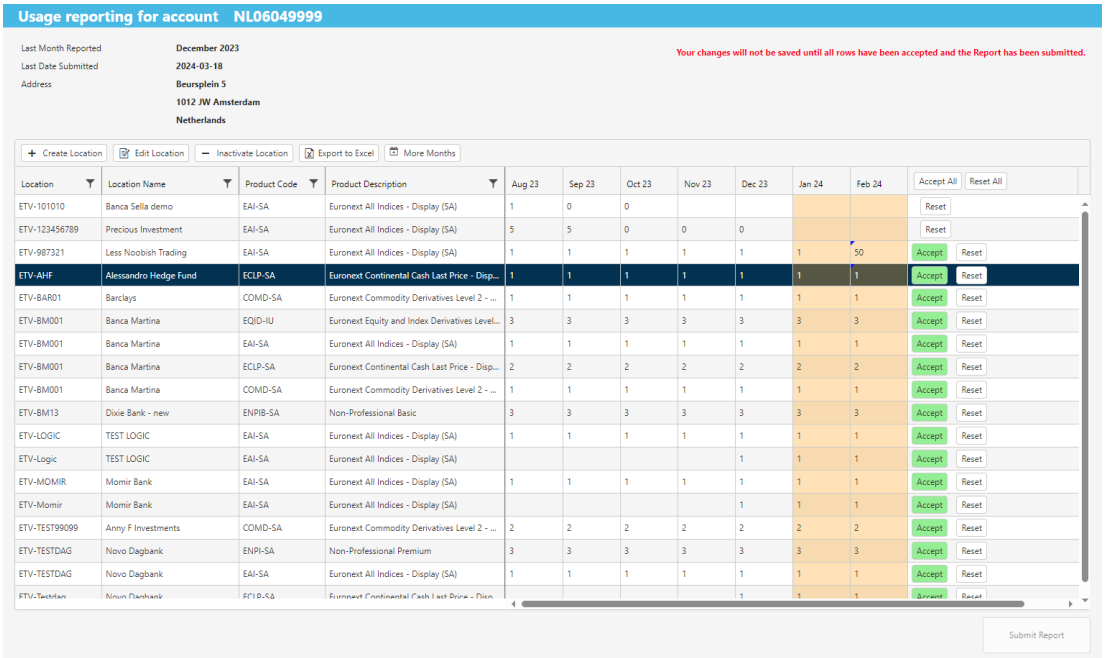

Euronext has Report Checks that will be checked when you accept the numbers in your report.

In case one of your changes triggers a Report Check, the following pop up will appear.

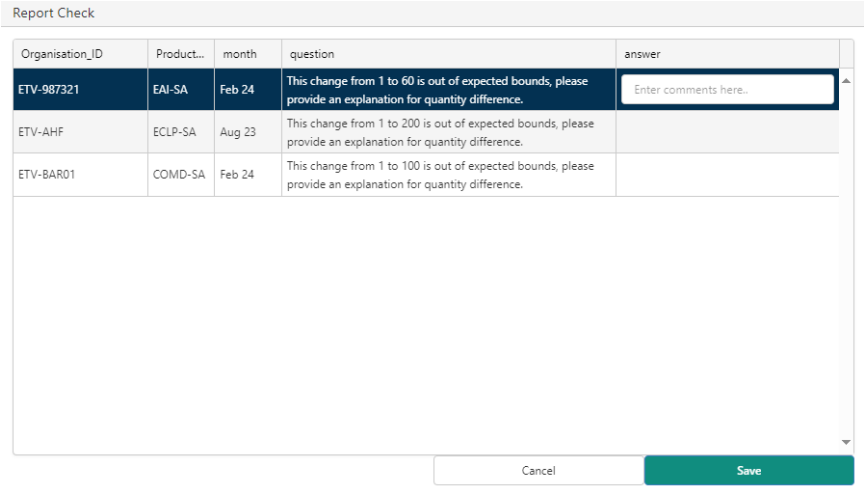

You need to fill in the *'Comment'* field for each question displayed.

After you have filled in the comments, you can click ***'Save'***.

Once all lines have been accepted, you can click the ***'Submit Report'*** button in the right bottom corner on the *Usage Reporting* screen. Before submitting your report, Euronext strongly advises you to export the data you want to report to excel for your own records. You will be reminded of this when you click the ***'Submit Report'*** button with the following pop up.

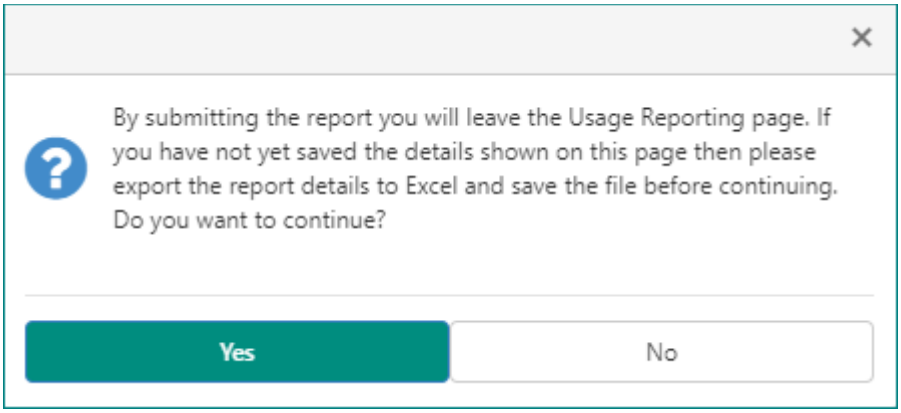

You will be advised to export the data to Excel via the ***'Export to Excel'*** button and save it before submitting.

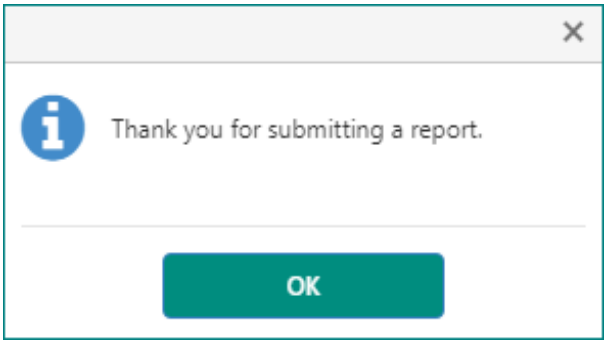

After submitting you are taken back to the *Home Page* of the *MyMarketData Portal*.

To check if the report has been validated succesfully, go to the *Account* page and check the field ***'Last Report Status'***.

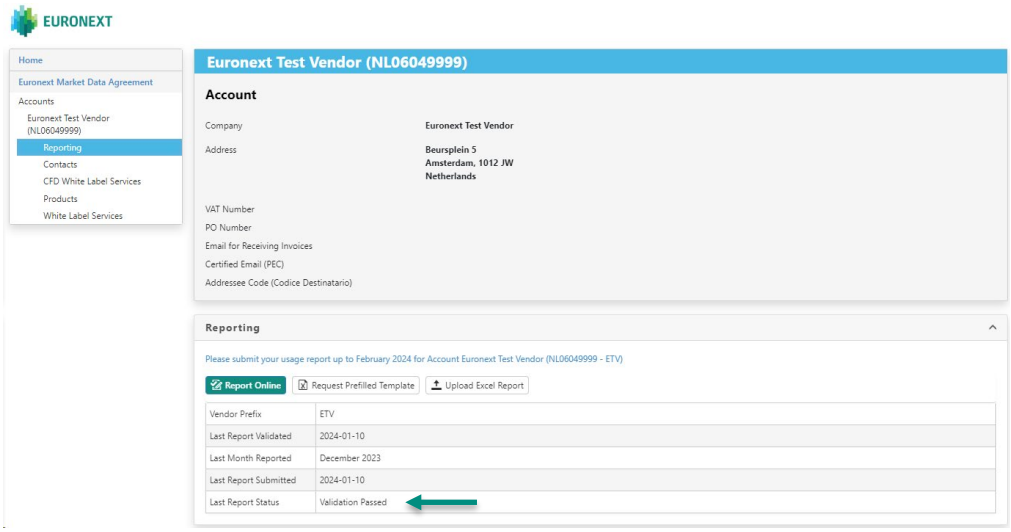

IMPORTANT:

- When you are reporting the ability to access a Euronext Information Product by your subscribers, make sure to report the product codes that have the suffix **'-SA'** and/or **'-DF'**, whichever is applicable.

- When you are reporting a sub vendor, make sure to report the product codes that have the suffix **'-SV'**.
- When you are reporting the ability to access a Euronext Information Product for your organization, make sure to report such access under the product codes that have the suffix **'-IU'**.
- For more applicable product codes we refer to **Appendix 2.**

(Note, your use which meets all requirements for operational use, may be reported under product codes that have the suffix **'**-**OPS'**)

Note, if you are unable to report the total number of reportable units during a calendar month, please contact marketdataoperations_team@euronext.com for proper guidance on how to report.

5. USAGE REPORTING – EXCEL UPLOAD

This section describes how to report your Usage via an Excel spreadsheet upload in Euronext's *MyMarketData Portal*. If you want to have access to the Excel upload functionality in the *MyMarketData Portal*, please contact ***marketdataoperations_team@euronext.com***.

5.1 CREATING A LOCATION

When using the upload functionality, new Locations are created by including them in your upload as a new line item.

5.2 REQUEST A PREFILLED TEMPLATE

You can request *MyMarketData* to send you an email with a prefilled reporting template via the ***'Request Prefilled Template'*** button.

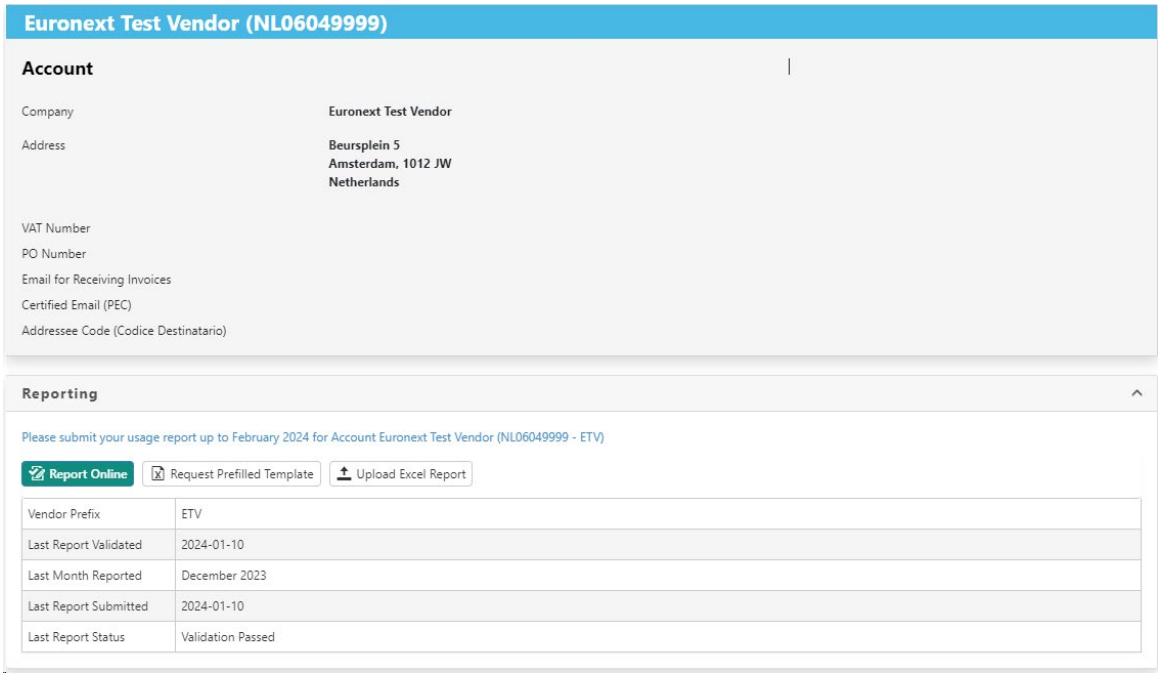

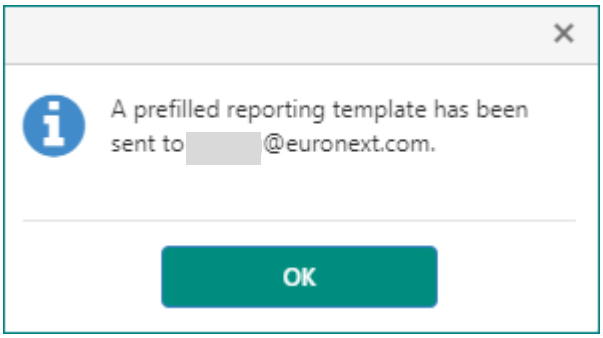

The template will be prefilled with the last reported inventory and will include all months that still need to be reported since the last reported month. If the reporting obligation for the last reportable month has already been met, the template will include the last reported inventory from the last reported month.

5.3 FORMAT OF THE EXCEL UPLOAD

For the required format of the excel upload please see below table. Please note:

- All columns need to be included in the upload file, with the exact Field Names
- Grey fields are mandatory, i.e. they must contain data
- The order of the columns is not important for the upload
- Prevent trailing spaces in any of the fields
- To unsubscribe users or entities with the ability to access the Euronext market data, the user or entity must be reported with a quantity of 0. Having reported the same user or entity with a quantity of 0 will be considered a 'delete'. The user or entity is thereafter no longer considered 'reportable' and may be removed from the report. It always remains possible to report new inventory for the same user or entity at a later date.
- Retro-active months are allowed up to **6 months** by creating multiple lines for the same Location Number and Product Code, but if added no gaps are allowed. The report must contain all months as of the first retro-active month present for that Location Number and Product Code up to the actual month of reporting.

FIELD NAME	MANDATORY	CONSTRAINTS	COMMENT
Market	Yes	Only one value allowed in a single report	EN for Euronext
Client Prefix	Yes	Only one value allowed in a single report. The combination of Client Prefix and Location Number may not exceed 30 characters.	
Location Number	Yes	the combination of Client Prefix and Location Number may not exceed 30 characters.	Enter the unique identifier (Location ID) by which you can identify the Location. The EMDA indicates the basic requirements for when the creation of a Location is necessary.
Location Name	Yes	maximum 64 characters	Enter your organisation's statutory name if internal distribution and use. Enter your subscriber's statutory name if subscriber access. Enter your sub vendor's statutory name if redistributor access. **IMPORTANT**: the name of a 'Location' should always be the statutory name of the applicable organisational (I.e. if the statutory name is 'ABCD ltd.', please include that in full and not just 'ABCD')
Address1	Yes	maximum 50 characters	Enter the applicable address.

Address2	No	maximum 50 characters	
Address3	No	maximum 50 characters	
City	Yes	maximum 50 characters	Enter the applicable city.
State	No	maximum 32 characters	
Postal Code	No	maximum 15 characters	Enter the applicable postal code / zip code.
Country Code	Yes	must be an ISO 3166-1 alpha-2 country code	Please enter the country code using the ISO 3166-1-alpha-2 list provided with the prefilled template.
Contact Last Name	No	maximum 32 characters. If any contact information is added, this field is mandatory.	Enter the last name of the Location's contact person. **IMPORTANT**: even though contact detail fields are not required fields, Euronext recommends that you provide up-to-date contact details for each Location.
Contact First Name	No	maximum 32 characters	Enter the first name of the Location's contact person. **IMPORTANT**: even though contact detail fields are not required fields, Euronext recommends that you provide up-to-date contact details for each Location.
Contact Telephone No	No	maximum 50 characters	Enter the telephone number of the Location's contact person.
Contact Email Address	No	maximum 64 characters	Enter the e-mail of the Location's contact person. **IMPORTANT**: even though contact detail fields are not required fields, Euronext recommends that you provide up-to-date contact details for each Location.
Effective Month	Yes	Must be formatted according to ISO 8601 Standard (e.g. 2021-07-31 for July 2021)	Enter the date for which this line item's Monthly Total Quantity is for. Must be ISO 8601 format (YYYY-MM-DD). [YYYY] indicates a four-digit year, 0000 through 9999. [MM] indicates a two-digit month of the year, 01 through 12. [DD] indicates a two-digit day of that month, 01 through 31.
Product Code	Yes		Enter the applicable product code for which you want to report the number of applicable units of count (i.e. the quantity). **IMPORTANT**: When you are reporting the ability to access an Euronext Market Data Product by your subscribers, make sure to report the product codes that have the suffix ***'-SA'*** and/or ***'-DF'***, whichever is applicable. When you are reporting a sub vendor, make sure to report the product codes that have the suffix ***'-SV'***. When you are reporting the ability to access a Euronext Information Products for your internal organization make sure to report such access under the product codes that have the suffix ***'-IU'***.

			For more applicable product codes, please see **Appendix 3**. (Note, your use which meets all requirements for Operational Use may be reported under product codes that have the suffix ***'-OPS'***. For more information about Euronext market data products and product codes please contact **marketdataoperations_team@euronext.com**.
Monthly Total Quantity	Yes		Enter the total number of reportable units of count with the ability to access to information for this Location, product and month.
Comments	No	maximum 100 characters	Please provide a short explanation in case of large variability in quantity compared to previous month or when reporting back-dated corrections.

5.4 UPLOAD AN EXCEL REPORT

To upload an Excel report please click on the ***'Upload Excel Report'*** button under the reporting account.

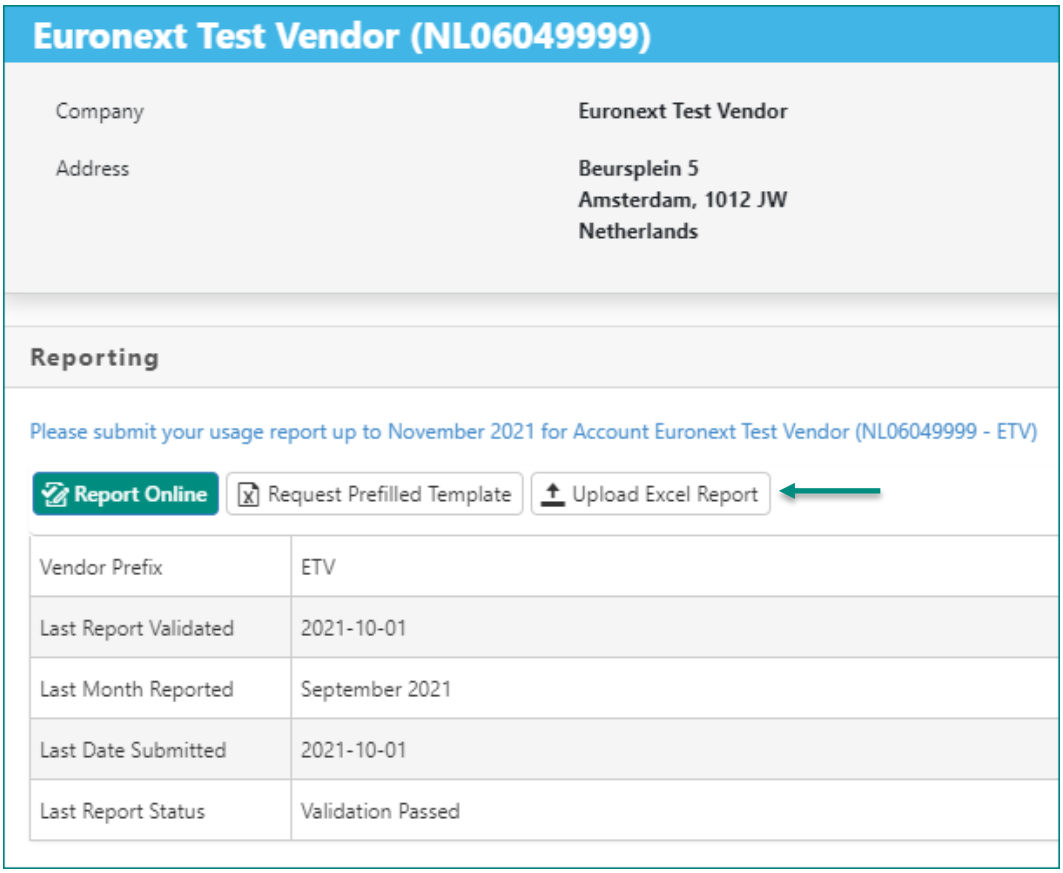

You will get the below pop up.

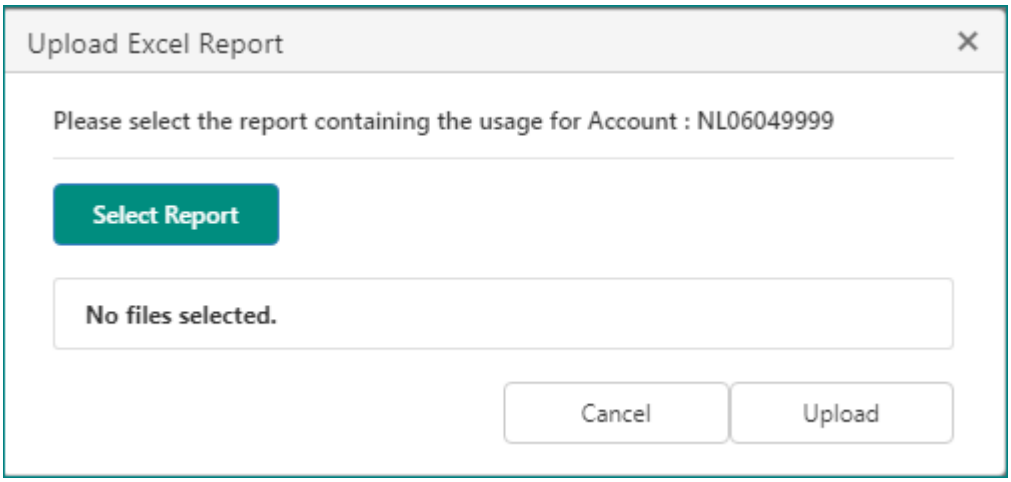

Click on ***'Select Report'*** and your File Explorer will open where you can select the file to be uploaded.

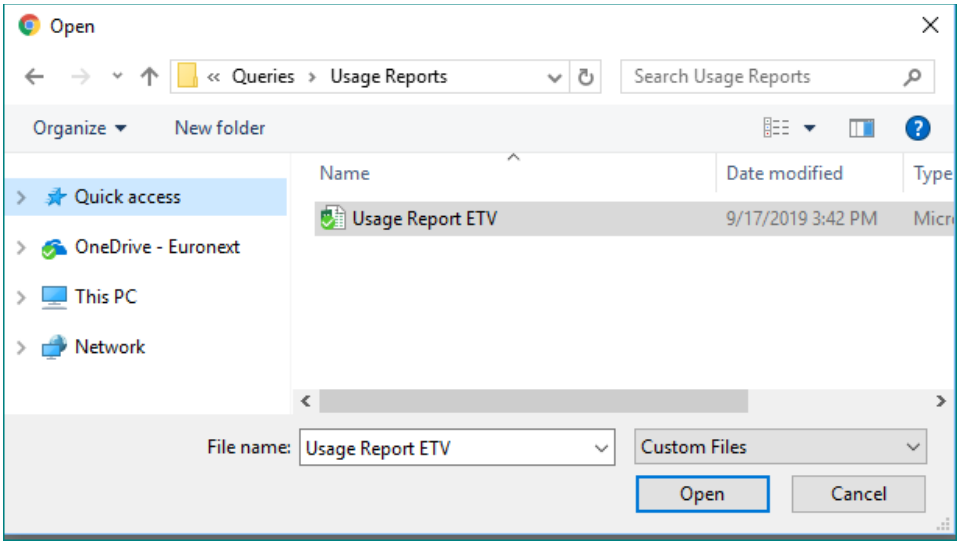

Check that you have selected the correct file and click ***'Upload'*** to submit your report.

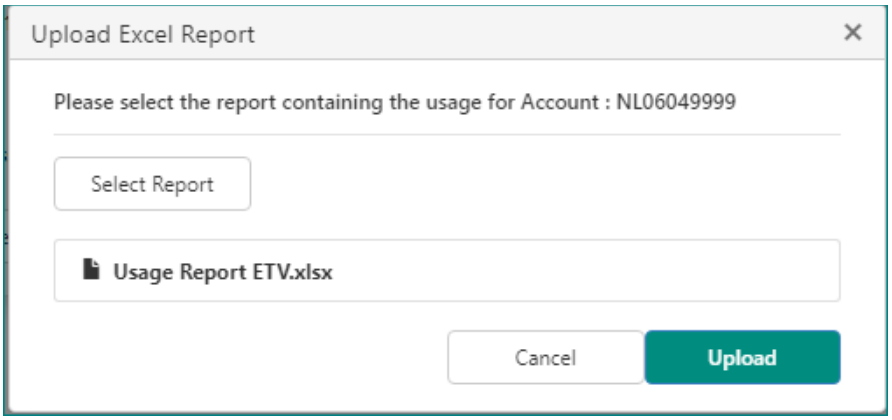

After clicking ***'Upload'*** the report will enter Euronext's Reporting Validation Process.

In case of issues with your attempted upload you will be notified via email. If the Last Report Status is *'Validation Failed'* please contact marketdataoperations_team@euronext.com.

The status of the report will be updated on the *account page*. If the file was successfully processed the associated reporting task will be considered completed and removed from the *Open Task list*.

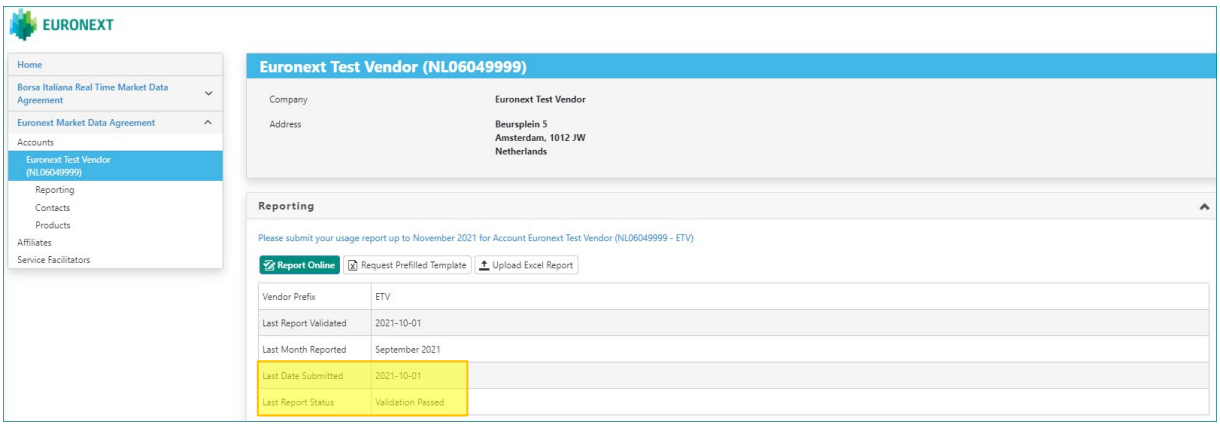

APPENDIX 1: OVERVIEW OF THE REPORTING TYPES

The table below provides an overview of your reporting obligation per reporting type. More detailed information is outlined in the EMDA.

REPORTING TYPE	SUBTYPE (IF APPLICABLE)	LOCATION ACCOUNT NUMBERS	UNIT OF COUNT	PRODUCT CODES
Reporting your Internal Use of Information	Internal Use (standard)	Location account number free of choice (i.e. at your discretion)	User per Source / Device (where unable to allocate to a single natural person)	For product codes please **click here**.
	Operational Use		User per Source / Device (where unable to allocate to a single natural person)	
Reporting your Subscriber's Use of Information	Subscriber Internal Use (Supplier-Controlled)	A separate Location Account Number for each Subscriber and free of choice (i.e. at your discretion)	Device	For product codes please **click here**.
	Subscriber Real-Time (Recipient-Controlled)			
Reporting Redistribution to Client's Recipients Approved for Natural User	Supplier-Controlled Information	A separate Location Account Number for each Subscriber (i.e. at your discretion)	Device for (Supplier-Controlled)	For product codes please **click here**.
	Recipient-Controlled Information		Datafeed/Installation (Recipient-Controlled)	
Reporting Redistribution of Managed Non-Display Data	Provision of Access (Non-billable)	A separate Location Account Number for each Subscriber (i.e. at your discretion)	Subscriber	For product codes please **click here**.
Reporting Redistribution via ASP/ESP Service to Trading Members	Provision of Access (Non-billable)	A separate Location Account Number for each Subscriber (i.e. at your discretion)	Subscriber (a Trading Member of Euronext)	For product codes please **click here**.

REPORTING TYPE	SUBTYPE (IF APPLICABLE)	LOCATION ACCOUNT NUMBERS	UNIT OF COUNT	PRODUCT CODES
Reporting Retail Users	Retail User	A separate Location Account Number specified by Euronext For reporting on behalf of Hosted Solution Subscribers: a separate Location Account Number for each Hosted Redistributor as specified by Euronext	User per Source	For product codes please **click here**.
	Retail User non-automated			
Reporting the Provision of Hosted Solutions	Real-Time Hosted Redistribution Services	A separate Location Account Number for each Hosted Redistributor and free of choice (i.e. at your discretion)	Hosted Redistributor	For product codes please **click here**.
	Delayed Hosted Redistribution Services			
Reporting the Redistribution of Information to Sub Vendors	Real-Time Data Sub Vendors	A separate Location Account Number for each Sub Vendor and free of choice (i.e. at your discretion)	Sub Vendor	For product codes please **click here**.
	Delayed Data Sub Vendors			
Reporting the Provision of Hosted Index Calculator	Real-Time Index Administrator	A separate Location Account Number for each Index Administrator and free of choice (i.e. at your discretion)	Index Administrator	For product codes please **click here**.
	Delayed Index Administrator			

APPENDIX 2: EURONEXT MARKET DATA PRODUCTS & PRODUCTS CODES PER REPORTING TYPE

On our website or in this document as attachment you will find the excel file that provide more information about Euronext Information Products applicable under the Euronext Market Data Agreement. The product codes described are the product codes either recommended or required by Euronext for each reporting type.

Overview Product Codes 1 Oct 2026 - \

APPENDIX 3: EURONEXT MARKET DATA PRODUCTS & OPTIQ MD CHANNELS

The tables below provide more information about Euronext Market Data Products applicable under the Euronext Market Data Agreement. The product codes described are the product codes either recommended or required by Euronext. The suffix ** depends on the applicable reporting category, see the overview of the product codes for each reporting type in **Appendix 3**.

EURONEXT MARKET DATA INFORMATION PRODUCT	MARKET DATA PRODUCT CODE	TYPE OF DATA	OPTIQ MARKET DATA CHANNEL
EURONEXT INDICES	EAI-**	REFI	ID 13 - Euronext Indices
		REFI	ID 14 - Euronext iNAVs
		REFI	ID 15 - Euronext Dublin Indices
VINX ALL	VINXA-**	N/A	N/A
VINX PLUS	VINXP-**	N/A	N/A
EURONEXT CONTINENTAL CASH *(available in Level 3, Level 2, Level 1 and Last Price)* *The Level 3 products also include the Market Data Channels mapped to the Level 2, Level 1 and Last Price product codes.*	ECCL3-**	FBOU	ID 7 - Equities Belgium (including Public Auction Market)
		FBOU	ID 8 - Equities Portugal
		FBOU	ID 5 - Equities France
		FBOU	ID 6 - Equities Netherlands
		FBOU	ID 1 - Funds
		FBOU	ID 2 - Fixed Income

EURONEXT MARKET DATA INFORMATION PRODUCT	MARKET DATA PRODUCT CODE	TYPE OF DATA	OPTIQ MARKET DATA CHANNEL
EURONEXT CONTINENTAL CASH *(available in Level 3, Level 2, Level 1 and Last Price)* *The Level 2 products also include the Market Data Channels mapped to the Level 1 and Last Price product codes.* *The Level 1 products also include the Market Data Channels mapped to the Last Price product codes.*	ECCL2-** ECCL1-**	FBMU	ID 7 - Equities Belgium (including Public Auction Market)
		FBMU	ID 8 - Equities Portugal
		FBMU	ID 5 - Equities France
		FBMU	ID 6 - Equities Netherlands
		FBMU	ID 1 - Funds
		FBMU	ID 2 - Fixed Income
		FBMU	ID 4 - Warrants & Certificates
		BBBO	ID 4 - Warrants & Certificates
	ECCLP-**	REFT	ID 7 - Equities Belgium (including Public Auction Market)
		REFT	ID 8 - Equities Portugal
		REFT	ID 5 - Equities France
		REFT	ID 6 - Equities Netherlands
		REFT	ID 1 - Funds
		REFT	ID 2 - Fixed Income
		REFT	ID 4 - Warrants & Certificates

EURONEXT MARKET DATA INFORMATION PRODUCT	MARKET DATA PRODUCT CODE	TYPE OF DATA	OPTIQ MARKET DATA CHANNEL
EURONEXT CONTINENTAL EQUITIES *(available in Level 3, Level 2, Level 1 and Last Price)* *The Level 3 products also include the Market Data Channels mapped to the Level 2, Level 1 and Last Price product codes.* *The Level 2 products also include the Market Data Channels mapped to the Level 1 and Last Price product codes.* *The Level 1 products also include the Market Data Channels mapped to the Last Price product codes.*	EQTL3-**	FBOU	ID 7 - Equities Belgium (including Public Auction Market)
		FBOU	ID 8 - Equities Portugal
		FBOU	ID 5 - Equities France
		FBOU	ID 6 - Equities Netherlands
	EQTL2-** EQTL1-**	FBMU	ID 7 - Equities Belgium (including Public Auction Market)
		FBMU	ID 8 - Equities Portugal
		FBMU	ID 5 - Equities France
		FBMU	ID 6 - Equities Netherlands
	EQTLP-**	REFT	ID 7 - Equities Belgium (including Public Auction Market)
		REFT	ID 8 - Equities Portugal
		REFT	ID 5 - Equities France
		REFT	ID 6 - Equities Netherlands
EURONEXT GROUP ETFs AND FUNDS *(available in Level 3, Level 2, Level 1 and Last Price)* *The Level 3 products also include the Market Data Channels mapped to the Level 2, Level 1 and Last Price product codes.*	ETFL3-**	FBOU	ID 1 - Funds
	ETFL2-** ETFL1-**	FBMU	ID 1 - Funds
	ETFLP-**	REFT	ID 1 - Funds

EURONEXT MARKET DATA INFORMATION PRODUCT	MARKET DATA PRODUCT CODE	TYPE OF DATA	OPTIQ MARKET DATA CHANNEL
EURONEXT CONTINENTAL FIXED INCOME *(available in Level 3, Level 2, Level 1 and Last Price)* *The Level 3 products also include the Market Data Channels mapped to the level 2, Level 1 and Last Price product codes.*	EFIL3-**	FBOU	ID 2 - Fixed Income
	EFIL2-** EFIL1-**	FBMU	ID 2 - Fixed Income
	EFILP-**	REFT	ID 2 - Fixed Income
		REFT	ID 12 - Fixed Income Nordic ABM
EURONEXT CONTINENTAL WARRANTS AND CERTIFICATES *(available in Level 2, Level 1 and Last Price)* *The Level 2 products also include the Market Data Channels mapped to the Level 1 and Last Price product codes.*	EWCL2-** EWCL1-**	BBBO	ID 4 - Warrants & Certificates
		FBMU	ID 4 - Warrants & Certificates
	EWCLP-**	REFT	ID 4 - Warrants & Certificates
EURONEXT GROUP BEST OF BOOK *(available in Level 2 and Level1)*	EBOBL2-** EBOBL1-**	FBMU	ID 11 - Best of Book (RMF)
		FBMU	ID 31 – Best of Book (RMF) Funds

EURONEXT MARKET DATA INFORMATION PRODUCT	MARKET DATA PRODUCT CODE	TYPE OF DATA	OPTIQ MARKET DATA CHANNEL
EURONEXT MILAN AFF *(available in Level 3, Level 2, Level 1 and Last Price)* *The Level 3 products also include the Market Data Channels mapped to the Level 2, Level 1 and Last Price product codes.*	MAFFL3-**	FBOU	ID 18 – Equities Italy
		FOBU	ID 18 – Equities Italy **MDG Lite Unicast**
		MOSU	ID 18 – Equities Italy **MDG Lite Unicast**
		FBOU	ID 39 – Funds ETF Italy
		FOBU	ID 39 – Funds ETF Italy **MDG Lite Unicast**
		MOSU	ID 39 – Funds ETF Italy **MDG Lite Unicast**
		FOBU	ID 41 – Warrants & Certificates Italy (SEDEX) **MDG Lite Unicast**
		FBOU	ID 44 – Equities EuroTLX
		FOBU	ID 44 – Equities EuroTLX **MDG Lite Unicast**
		FOBU	ID 43 – Warrants & Certificates ETLX (Cert-X) **MDG Lite Unicast**
The Level 2 products also include the Market Data Channels mapped to the Level 1 and Last Price product codes.	MAFFL2-**	FBMU	ID 18 – Equities Italy
		MPSU	ID 18 – Equities Italy **MDG Lite Unicast**
		FBMU	ID 39 – Funds ETF Italy
		MPSU	ID 39 – Funds ETF Italy **MDG Lite Unicast**
		FBMU	ID 41 – Warrants & Certificates Italy (SEDEX)
		MPSU	ID 41 – Warrants & Certificates Italy (SEDEX) **MDG Lite Unicast**
		FBMU	ID 44 – Equities EuroTLX
		MPSU	ID 44 – Equities EuroTLX **MDG Lite Unicast**
		FBMU	ID 43 – Warrants & Certificates ETLX (Cert-X)
		MPSU	ID 43 – Warrants & Certificates ETLX (Cert-X) **MDG Lite Unicast**

EURONEXT MARKET DATA INFORMATION PRODUCT	MARKET DATA PRODUCT CODE	TYPE OF DATA	OPTIQ MARKET DATA CHANNEL
EURONEXT MILAN AFF *(available in Level 3, Level 2, Level 1 and Last Price)* *The Level 1 products also include the Market Data Channels mapped to the Last Price product codes.*	MAFFL1-**	BBBO	ID 18 – Equities Italy
		BBOU	ID 18 – Equities Italy **MDG Lite Unicast**
		BBBO	ID 39 – Funds ETF Italy
		BBOU	ID 39 – Funds ETF Italy **MDG Lite Unicast**
		BBBO	ID 41 – Warrants & Certificates Italy (SEDEX)
		BBOU	ID 41 – Warrants & Certificates Italy (SEDEX) **MDG Lite Unicast**
		BBBO	ID 44 – Equities EuroTLX
		BBOU	ID 44 – Equities EuroTLX **MDG Lite Unicast**
		BBBO	ID 43 – Warrants & Certificates ETLX (Cert-X)
		BBOU	ID 43 – Warrants & Certificates ETLX (Cert-X) **MDG Lite Unicast**
	MAFFLP-**	REFT	ID 18 – Equities Italy
		RD	ID 18 – Equities Italy **MDG Lite Unicast**
		FTIS	ID 18 – Equities Italy **MDG Lite Unicast**
		REFT	ID 39 – Funds ETF Italy
		RD	ID 39 – Funds ETF Italy **MDG Lite Unicast**
		FTIS	ID 39 – Funds ETF Italy **MDG Lite Unicast**
		REFT	ID 41 – Warrants & Certificates Italy (SEDEX)
		RD	ID 41 – Warrants & Certificates Italy (SEDEX) **MDG Lite Unicast**
		FTIS	ID 41 – Warrants & Certificates Italy (SEDEX) **MDG Lite Unicast**

EURONEXT MARKET DATA INFORMATION PRODUCT	MARKET DATA PRODUCT CODE	TYPE OF DATA	OPTIQ MARKET DATA CHANNEL
EURONEXT MILAN AFF *(available in Level 3, Level 2, Level 1 and Last Price)*	MAFFLP-**	REFT	ID 44 – Equities EuroTLX
		RD	ID 44 – Equities EuroTLX **MDG Lite Unicast**
		FTIS	ID 44 – Equities EuroTLX **MDG Lite Unicast**
		REFT	ID 43 – Warrants & Certificates ETLX (Cert-X)
		RD	ID 43 – Warrants & Certificates ETLX (Cert-X) **MDG Lite Unicast**
		FTIS	ID 43 – Warrants & Certificates ETLX(Cert-X) **MDG Lite Unicast**
EURONEXT MILAN MOT *(available in Level 3, Level 2, Level 1 and Last Price)* *The Level 3 products also include the Market Data Channels mapped to the Level 2, Level 1 and Last Price product codes.*	MMOTL3-**	FBOU	ID 40 – Fixed Income Italy (MOT/ExtraMOT)
		FOBU	ID 40 – Fixed Income Italy (MOT/ExtraMOT) **MDG Lite Unicast**
		MOSU	ID 40 – Fixed Income Italy (MOT/ExtraMOT) **MDG Lite Unicast**
		FBOU	ID 42 – Fixed Income ETLX (Bond-X)
		FOBU	ID 42 – Fixed Income ETLX (Bond-X) **MDG Lite Unicast**
		MOSU	ID 42 – Fixed Income ETLX (Bond-X) **MDG Lite Unicast**
The Level 2 products also include the Market Data Channels mapped to the Level 1 and Last Price product codes.	MMOTL2-**	FBMU	ID 40 – Fixed Income Italy (MOT/ExtraMOT)
		MPSU	ID 40 – Fixed Income Italy (MOT/ExtraMOT) **MDG Lite Unicast**
		FBMU	ID 42 – Fixed Income ETLX (Bond-X)
		MPSU	ID 42 – Fixed Income ETLX (Bond-X) **MDG Lite Unicast**
The Level 1 products also include the Market Data Channels mapped to the Last Price product codes.	MMOTL1-**	BBBO	ID 40 – Fixed Income Italy (MOT/ExtraMOT)
		BBOU	ID 40 – Fixed Income Italy (MOT/ExtraMOT) **MDG Lite Unicast**
		BBBO	ID 42 – Fixed Income ETLX (Bond-X)
		BBOU	ID 42 – Fixed Income ETLX (Bond-X) **MDG Lite Unicast**

EURONEXT MARKET DATA INFORMATION PRODUCT	MARKET DATA PRODUCT CODE	TYPE OF DATA	OPTIQ MARKET DATA CHANNEL
EURONEXT MILAN MOT *(available in Level 3, Level 2, Level 1 and Last Price)*	MMOTLP-**	REFT	ID 40 – Fixed Income Italy (MOT/ExtraMOT)
		RD	ID 40 – Fixed Income Italy (MOT/ExtraMOT) **MDG Lite Unicast**
		FTIS	ID 40 – Fixed Income Italy (MOT/ExtraMOT) **MDG Lite Unicast**
		REFT	ID 42 – Fixed Income ETLX (Bond-X)
		RD	ID 42 – Fixed Income ETLX (Bond-X) **MDG Lite Unicast**
		FTIS	ID 42 – Fixed Income ETLX (Bond-X) **MDG Lite Unicast**
EURONEXT MILAN GEM/TAH *(available in Level 3, Level 2, Level 1 and Last Price)* *The Level 3 products also include the Market Data Channels mapped to the Level 2, Level 1 and Last Price product codes.*	GMTL3-**	FBOU	ID 45 – Global Equity Market
		FOBU	ID 45 – Global Equity Market **MDG Lite Unicast**
		MOSU	ID 45 – Global Equity Market **MDG Lite Unicast**
		FBMU	ID 19 – Trading After Hours Italy
		FBOU	ID 19 – Trading After Hours Italy
		FOBU	ID 19 – Trading After Hours Italy **MDG Lite Unicast**
		MOSU	ID 19 – Trading After Hours Italy **MDG Lite Unicast**
The Level 2 products also include the Market Data Channels mapped to the Level 1 and Last Price product codes.	GMTL2-**	FBMU	ID 45 – Global Equity Market
		MPSU	ID 45 – Global Equity Market **MDG Lite Unicast**
		FBMU	ID 19 – Trading After Hours Italy
		MOSU	ID 19 – Trading After Hours Italy **MDG Lite Unicast**
The Level 1 products also include the Market Data Channels mapped to the Last Price product codes).	GMTL1-**	BBBO	ID 45 – Global Equity Market
		BBOU	ID 45 – Global Equity Market **MDG Lite Unicast**
		BBBO	ID 19 – Trading After Hours Italy
		BBOU	ID 19 – Trading After Hours Italy **MDG Lite Unicast**

EURONEXT MARKET DATA INFORMATION PRODUCT	MARKET DATA PRODUCT CODE	TYPE OF DATA	OPTIQ MARKET DATA CHANNEL
EURONEXT MILAN GEM/TAH *(available in Level 3, Level 2, Level 1 and Last Price)*	GMTLP-**	REFT	ID 45 – Global Equity Market
		RD	ID 45 – Global Equity Market **MDG Lite Unicast**
		FTIS	ID 45 – Global Equity Market **MDG Lite Unicast**
		REFT	ID 19 – Trading After Hours Italy
		RD	ID 19 – Trading After Hours Italy **MDG Lite Unicast**
		FTIS	ID 19 – Trading After Hours Italy **MDG Lite Unicast**
EURONEXT OSLO BØRS CASH *(available in Level 3, Level 2, Level 1 and Last Price)* *The Level 3 products also include the Market Data Channels mapped to the Level 2, Level 1 and Last Price product codes.*	OEQL3-**	FBOU	ID 10 - Equities Norway
	OEQL2-** OEQL1-**	FBMU	ID 10 - Equities Norway
	OEQLP-**	REFT	ID 10 - Equities Norway
		REFT	ID 12 - Fixed Income Nordic ABM
EURONEXT DUBLIN EQUITIES *(available in Level 3, Level 2, Level 1 and Last Price)* *The Level 3 products also include the Market Data Channels mapped to the Level 2, Level 1 and Last Price product codes.*	DEQL3-**	FBOU	ID 9 - Equities Dublin
	DEQL2-** DEQL1-**	FBMU	ID 9 - Equities Dublin
	DEQLP-**	REFT	ID 9 - Equities Dublin
EURONEXT LISBON CASH *(available in Level 3, Level 2, Level 1 and Last Price)* *The Level 3 products also include the Market Data Channels mapped to the Level 2, Level 1 and Last Price product codes.*	LEQL3-**	FBOU	ID 8 - Equities Portugal
	LEQL2-** LEQL1-**	FBMU	ID 8 - Equities Portugal
	LEQLP-**	REFT	ID 8 - Equities Portugal

EURONEXT MARKET DATA INFORMATION PRODUCT	MARKET DATA PRODUCT CODE	TYPE OF DATA	OPTIQ MARKET DATA CHANNEL
EURONEXT GROUP EQUITY AND INDEX DERIVATIVES *(available in Level 2 and Last Price)* *The Level 2 products also include the Market Data Channels mapped to the Last Price product codes.*	EGDL2-**	BBBO	ID 20 - Equity Derivatives France
		FBMU	ID 20 - Equity Derivatives France
		BBBO	ID 21 - Equity Derivatives Netherlands
		FBMU	ID 21 - Equity Derivatives Netherlands
		BBBO	ID 22 - Equity Derivatives Belgium, Norway & Portugal
		FBMU	ID 22 - Equity Derivatives Belgium, Norway & Portugal
		BBBO	ID 26 - Index Futures France
		FBMU	ID 26 - Index Futures France
		BBBO	ID 27 - Index Futures Netherlands
		FBMU	ID 27 - Index Futures Netherlands
		BBBO	ID 23 - Index Options France
		FBMU	ID 23 - Index Options France
		BBBO	ID 24 - Index Options Netherlands
		FBMU	ID 24 - Index Options Netherlands
		BBBO	ID 25 - Index Derivatives Belgium, Norway & Portugal
		FBMU	ID 25 - Index Derivatives Belgium, Norway & Portugal
		BBBO	ID 36 – Equity Derivatives Italy
		FBMU	ID 36 – Equity Derivatives Italy
		FOBU	ID 36 – Equity Derivatives Italy **MDG Lite Unicast**
		BBOU	ID 36 – Equity Derivatives Italy **MDG Lite Unicast**
		MPSU	ID 36 – Equity Derivatives Italy
			MDG Lite Unicast

EURONEXT MARKET DATA INFORMATION PRODUCT	MARKET DATA PRODUCT CODE	TYPE OF DATA	OPTIQ MARKET DATA CHANNEL
EURONEXT GROUP EQUITY AND INDEX DERIVATIVES *(available in Level 2 and Last Price)* *The Level 2 products also include the Market Data Channels mapped to the Last Price product codes.*	EGDL2-**	BBBO	ID 37 – Index Options Italy
		FBMU	ID 37 – Index Options Italy
		FOBU	ID 37 – Index Options Italy **MDG Lite Unicast**
		BBOU	ID 37 – Index Options Italy **MDG Lite Unicast**
		MPSU	ID 37 – Index Options Italy **MDG Lite Unicast**
		BBBO	ID 28 – Index Futures Italy
		FBMU	ID 28 – Index Futures Italy
		FOBU	ID 28 – Index Futures Italy **MDG Lite Unicast**
		BBOU	ID 28 – Index Futures Italy **MDG Lite Unicast**
		MPSU	ID 28 – Index Futures Italy **MDG Lite Unicast**
	EGDLP-**	REFT	ID 20 - Equity Derivatives France
		REFT	ID 21 - Equity Derivatives Netherlands
		REFT	ID 22 - Equity Derivatives Belgium, Norway & Portugal
		REFT	ID 26 - Index Futures France
		REFT	ID 27 Index Futures Netherlands
		REFT	ID 23 - Index Options France
		REFT	ID 24 - Index Options Netherlands
		REFT	ID 25 - Index Derivatives Belgium, Norway & Portugal
		REFT	ID 36 – Equity Derivatives Italy

EURONEXT MARKET DATA INFORMATION PRODUCT	MARKET DATA PRODUCT CODE	TYPE OF DATA	OPTIQ MARKET DATA CHANNEL
EURONEXT GROUP EQUITY AND INDEX DERIVATIVES *(available in Level 2 and Last Price)*	EGDLP-**	RD	ID 36 – Equity Derivatives Italy **MDG Lite Unicast**
		FTIS	ID 36 – Equity Derivatives Italy **MDG Lite Unicast**
		REFT	ID 37 – Index Options Italy
		RD	ID 37 – Index Options Italy **MDG Lite Unicast**
		FTIS	ID 37 – Index Options Italy **MDG Lite Unicast**
		REFT	ID 28 – Index Futures Italy
		RD	ID 28 – Index Futures Italy **MDG Lite Unicast**
		FTIS	ID 28 – Index Futures Italy **MDG Lite Unicast**
EURONEXT COMMODITY DERIVATIVES *(available in Level 2 and Last Price)* *The Level 2 products also include the Market Data Channels mapped to the Last Price product codes.*	COMDL2-**	BBBO	ID 16 - Commodity Derivatives
		FBMU	ID 16 - Commodity Derivatives
	COMDLP-**	REFT	ID 16 - Commodity Derivatives
EURONEXT POWER DERIVATIVES *(available in Level 2 and Last Price)* *The Level 2 products also include the Market Data Channels mapped to the Last Price product codes.*	POWDL2-**	BBBO	ID 38 - Power Derivatives
		FBMU	ID 38 - Power Derivatives
	POWDLP-**	REFT	ID 38 - Power Derivatives