

User Guide

EURONEXT CLEARING WEB INTERFACE

Version 2.0 | 28 April 2023



EURONEXT CLEARING

Version	Date
1.0	17 March 2023
2.0	28 April 2023

What's New?

The following updates and modifications have been added to this version of the document:

- 1.3.1 Multi-Factor Authentication: Multi-Factor Authentication process, with screenshots and descriptions.
- 2.2.2 Customised Desktops: function for dragging a saved desktop to a new location.
- 2.2.4 Clearing and System Notifications: alert window for new notifications that appears after logging in, as well as its description.
- 2.2.5 Display Settings: updated screenshots and "Filter data since" function.
- 3.1.3 Link Two Widgets: process for linking widgets, with screenshots and descriptions.
- 3.2.1 Pin Columns Function: description of the "Dragged Pin" function.
- 3.2.4 Filter Columns Function: function for dragging an attribute to hide it.
- 3.3.5 Deposit Operations: import icon, complete with screenshots and descriptions.

Euronext Clearing Web Interface User Guide Index

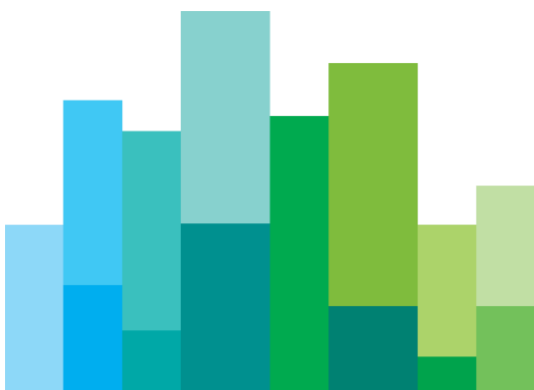
1. INTRODUCTION	4
1.1 Context.....	5
1.2 Requirements	6
1.3 Logging In	7
1.3.1 Multi-factor Authentication	8
1.3.2 Forgot Password	13
1.3.3 Help	14
2. EURONEXT CLEARING WEB INTERFACE OVERVIEW	15
2.1 Euronext Clearing Web Interface Home Page	16
2.2 Frame Interactions	18
2.2.1 Main Menu	19
2.2.2 Customised Desktops	20
2.2.3 Change Password and Log Out.....	23
2.2.4 Clearing and System Notifications	25
2.2.5 Display Settings	27
3. WIDGETS AND ATTRIBUTES	32
3.1 Widgets Instructions	33
3.1.1 Customise Screen View	34
3.1.2 Rename, Minimise, Maximise	38
3.1.3 Link Two Widgets	40
3.2 Attributes Instructions	42
3.2.1 Pin Columns Function	42
3.2.2 Size Columns Function	46
3.2.3 Filter Data Function	50
3.2.4 Filter Columns Function.....	53
3.2.5 Ascending and Descending Data Order.....	56
3.2.6 Data Row Details	59
3.2.7 Reports Download	60
3.3 Last Frame Instructions	61
3.3.1 Filter Display Attributes.....	62
3.3.2 Customise Widgets View	63
3.3.3 Historical Data View	64

3.3.4 Download Data66

3.3.5 Deposit Operation68

3.3.6 Contact.....70

1. INTRODUCTION



1.1 Context

Euronext Clearing (formerly known as CC&G) is a central counterparty that provides a wide range of clearing services for multiple markets and asset classes, with settlement in multiple CSDs and ICSDs. Euronext Clearing's value proposition is to provide the best CCP services for transactions in financial instruments admitted to trading on the regulated markets and MTFs it clears. Euronext Clearing will also offer unsecured clearing services, covering the routing and submission to settlement of securities traded on Euronext's regulated markets and MTFs. Euronext Clearing aims to provide fully integrated and seamless Straight-Through Processing (STP), from trade capture on trading platforms to final settlement at designated local CSDs and ICSDs.

The Euronext Clearing system manages the entire clearing process, starting with the collection of market data and ending with the settlement phase. Clearing Members can interact with the Euronext Clearing system to access clearing data, perform actions on trades and positions, and manage collateral, as well as interacting with the risk management systems to monitor margins and perform simulations. These actions can be carried out through several communication channels. One of these channels is the Euronext Clearing Web Interface application, which offers simple, fast and effective access to the clearing system with an enhanced online user experience.

This document aims to provide a complete guide to Euronext Clearing Web Interface platform for Clearing Members and Clearing Agents. It describes the online environment provided by Euronext Clearing and gives details of the functions of the Euronext Clearing Web Interface platform and how to use them.

1.2 Requirements

The Euronext Clearing Web Interface is a web application that does not require specific hardware requirements on client side.

Clients should ensure that their browser is up-to-date and that they have a good internet connection.

The Euronext Clearing Web Interface is available using one of the following commonly used browsers:


- Firefox, version 96.0.1 or above.
- Chrome, version 97.0.4692 or above.
- Edge, version 97.0.1072 or above.
- Safari, version 15.6.1 or above.


1.3 Logging In

- Go to the GUI log-in page via the dedicated access link for the EUA environment or Production environment.
- Enter the member credentials provided by Euronext Clearing. These are made up of a username and an associated password.

You can choose to remain logged into the platform by ticking the box below the password bar.

- Click on the “Sign In” button, after entering your credentials correctly, to access the Euronext Clearing Web Interface home page.

Connecting to 



Sign In

Username

Password

☐ Keep me signed in

[Forgot password?](#)

[Help](#)

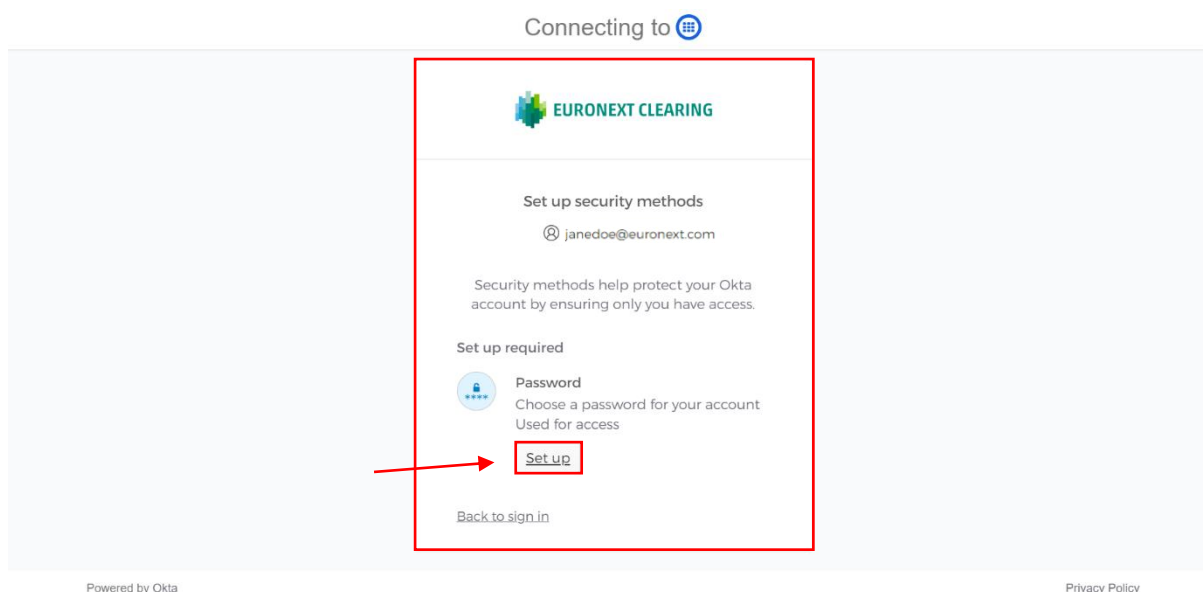
Sign in

Powered by Okta Privacy Policy


1.3.1 Multi-factor Authentication


Multi-factor Authentication (MFA) is an electronic authentication method in which a user is only granted access after successfully presenting evidence to an authentication mechanism. This method prevents unauthorised third parties from accessing user data. After entering the password for the first time, multi factor authentication allows you to choose between OKTA verification and a text message as the secondary authentication method.


- After correctly entering your credentials, click the "Set up" button to access the Euronext Clearing Web Interface home page.



- On a new screen, enter your new access password in accordance with the requirements and then click "Next."

Connecting to 

 **EURONEXT CLEARING**



Set up password

@ janedoe@euronext.com

Password requirements:

- At least 14 characters
- A lowercase letter
- An uppercase letter
- A number
- A symbol
- No parts of your username
- Does not include your first name
- Does not include your last name
- Your password cannot be any of your last 12 passwords
- At least 1 day(s) must have elapsed since you last changed your password

Enter password

Re-enter password

Next

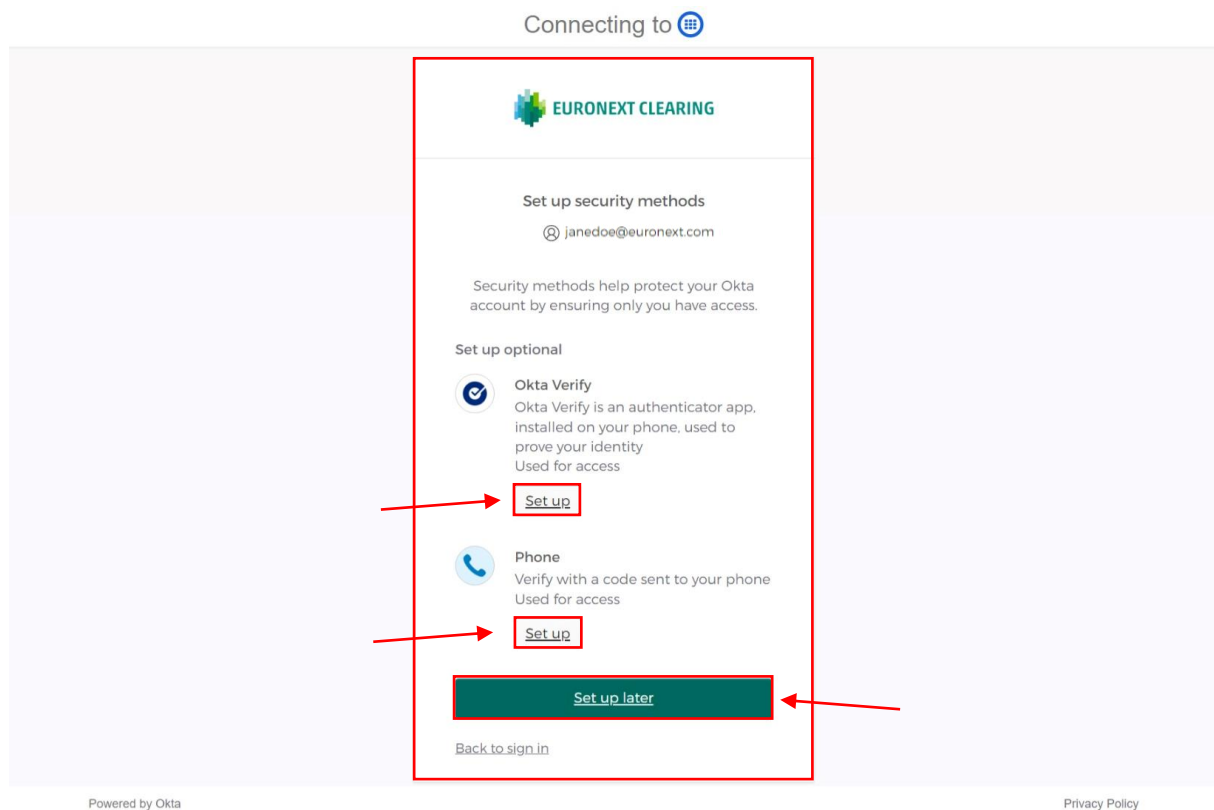
[Return to authenticator list](#)

[Back to sign in](#)

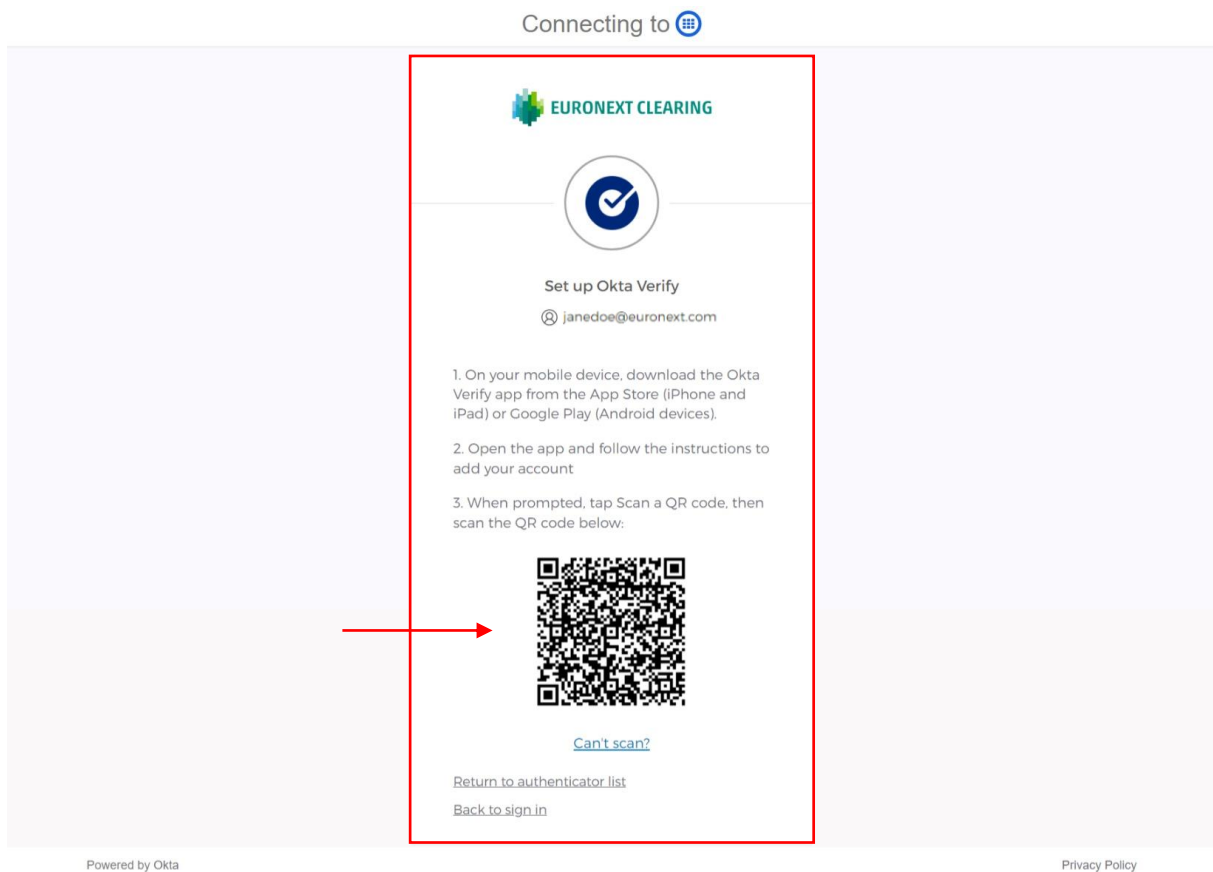
Powered by Okta

[Privacy Policy](#)

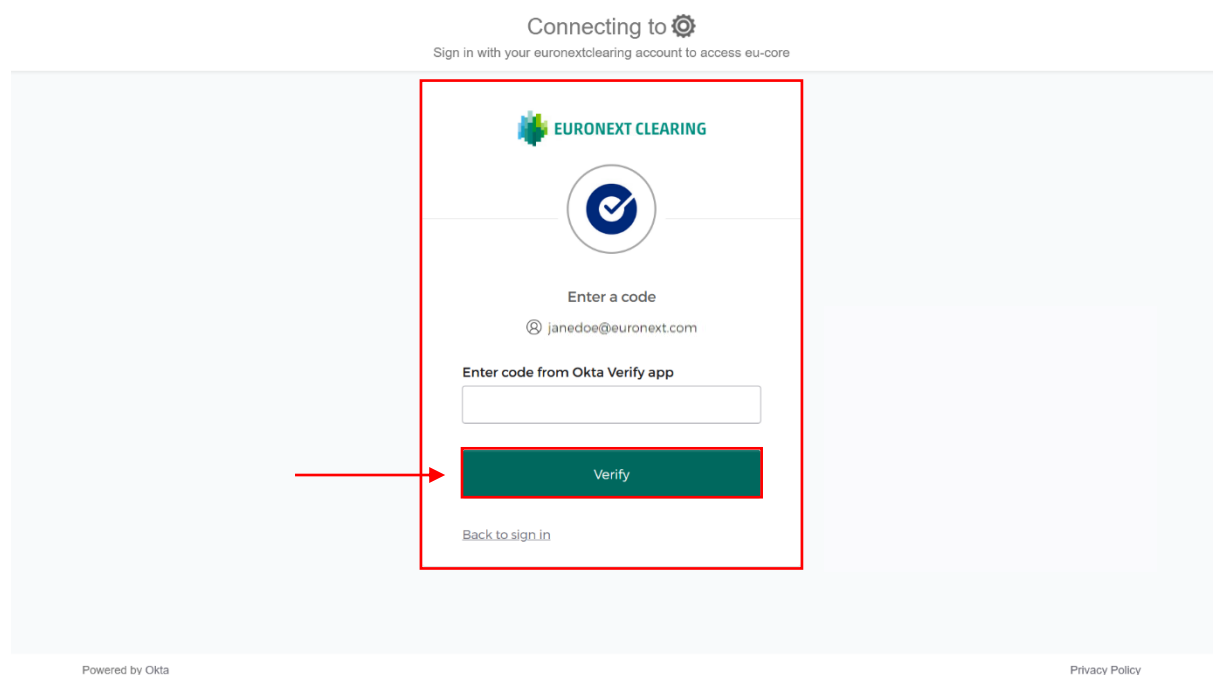
- You can now select an optional method to increase the security of your account.
- You have the option of using an external application as an authenticator or your phone number.
- If you want to set up this functionality later, click the "Set up later" button below.




- If you select "Okta Verify," a new page appears with a QR code, which you must scan directly from the Okta app following the instructions. The Okta Verify application must be installed and configured on the preferred device.
- The Okta Verify application will display a short-lived token associated with Euronext Clearing after scanning the code. The OTP token will be required during the login process.





- On a new screen, you will be able to enter a code generated by the app for each login.



- If you chose the phone authentication method, you must fill out the fields on a new page, beginning with your country, which automatically completes the area code, and then your phone number.
- When you click "Receive a code via SMS," a code will be sent to your phone, which you must enter on the platform to associate the device with your identity.

Connecting to 



Set up phone authentication
@ janedoe@euronext.com
Enter your phone number to receive a verification code via SMS.
Country


Phone number


Receive a code via SMS
[Return to authenticator list](#)
[Back to sign in](#)

Powered by Okta Privacy Policy

1.3.2 Forgot Password

- If you have forgotten your password, click "[Forgot password?](#)" below the "Sign in" button.
- On a new screen, you will be able to enter the email address used to log in and receive instructions on how to reset the password directly in your mailbox.

Connecting to 



Sign In

Username

Password


☐ Keep me signed in


[Sign in](#)

[Forgot password?](#) ←

[Help](#)

Powered by Okta Privacy Policy

Connecting to 



Reset your password

Email or Username


[Next](#)


[Back to sign in](#)

Powered by Okta Privacy Policy

1.3.3 Help

- If any other help is needed, click on the “[Help](#)” option below the “[Forgot password?](#)” option.

Connecting to 



Sign In
Username

Password

☐ Keep me signed in
Sign in
[Forgot password?](#)
[Help](#) ←

Powered by Okta Privacy Policy

An FAQ page will open to help you find the answer to your query.



Sign-In Help

← Back to Sign-In Page

Okta is an on-demand service that allows you to easily sign in to all the applications your organization uses through a single login.

Once you sign in, your Okta home page displays all your applications in one location. Simply, click the application's corresponding icon and each application opens in a new browser window or tab and you are automatically logged-in.

Table of Contents

Frequently Asked Questions

- [What should I do if I forget my username or password?](#)

How Tos

- [Sign in to your Organization](#)
- [Report a Security Issue](#)

Frequently Asked Questions

• [What should I do if I forget my username or password?](#)

2. EURONEXT CLEARING WEB INTERFACE OVERVIEW



2.1 Euronext Clearing Web Interface Home Page






- After logging in, you will see the Euronext Clearing Web Interface homepage.



This is a single page application that the user can customise as desired.

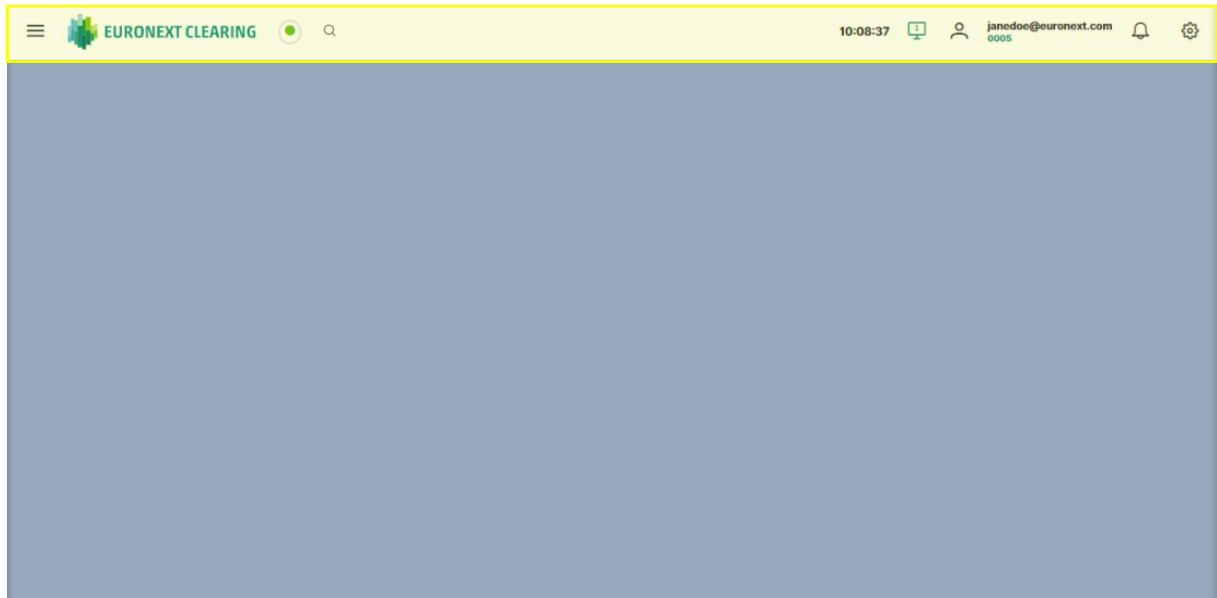
The main functionalities of the homepage are as follows:

Functionality	Functionality description
	<p>Main Menu</p> <p>Use the Main Menu Tab to consult the list of all widgets available on the platform and access all data searched.</p> <p>To close the Main Menu Tab, click on "X" icon.</p>
	<p>User Desktop</p> <p>Allows users to create new desktops and customise, rename or delete them.</p>

	<p>Time</p> <p>Indicating the local time (this cannot be changed).</p>
	<p>User Options</p> <p>Allows users to change their password or log out of their account.</p>
	<p>Notifications</p> <p>Shows clearing and system notifications</p>
	<p>User Account</p> <p>Displays the Euronext user name and a member-assigned code (this cannot be changed).</p>
	<p>Settings</p> <p>Allows users to change some screen and data content display settings.</p>

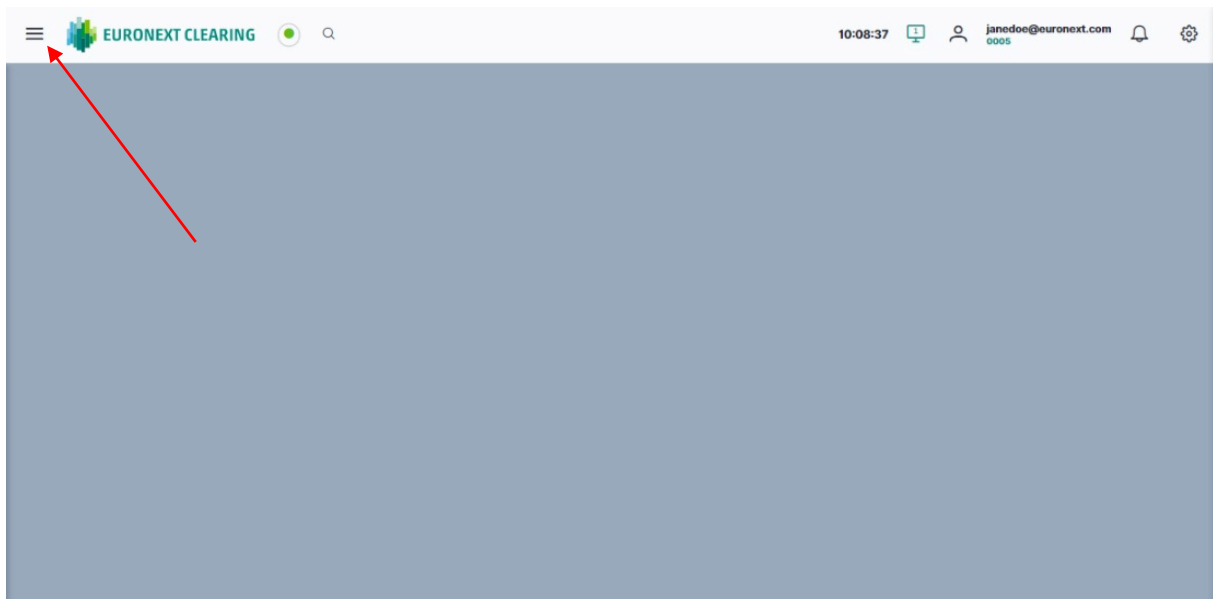
2.2 Frame Interactions

Note that some elements in the frame allow for interactions:

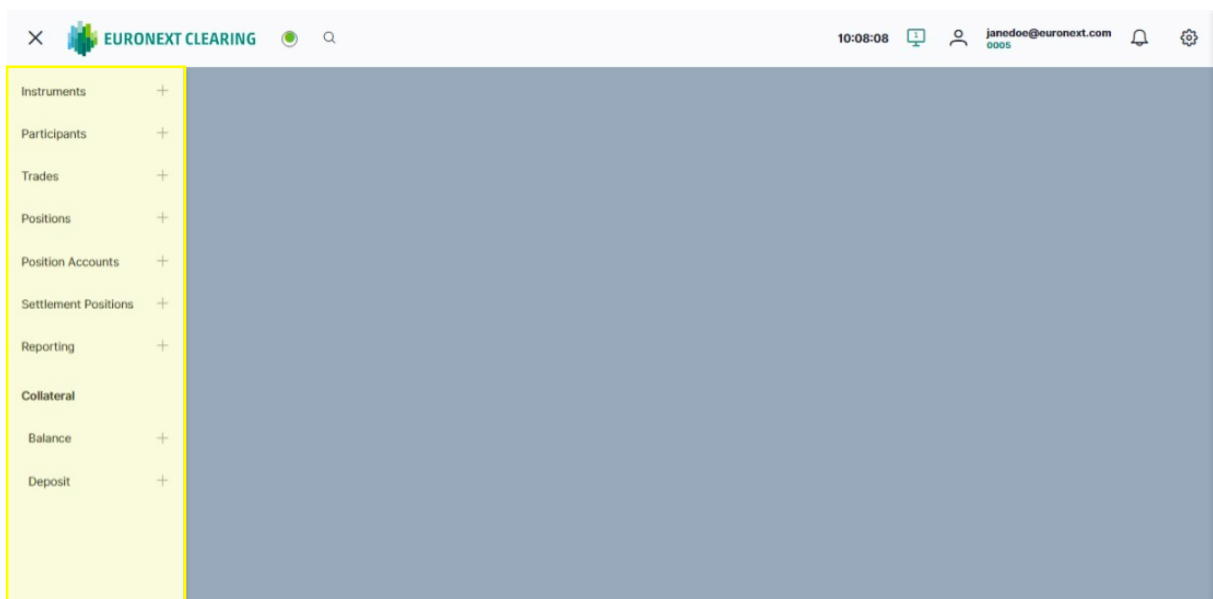


2.2.1 Main Menu

- Click on the **main menu icon** to see the list of widgets available.
- Each user will have a list of widgets that is customised according to their account.
- Each widget allows the display of different clearing data.

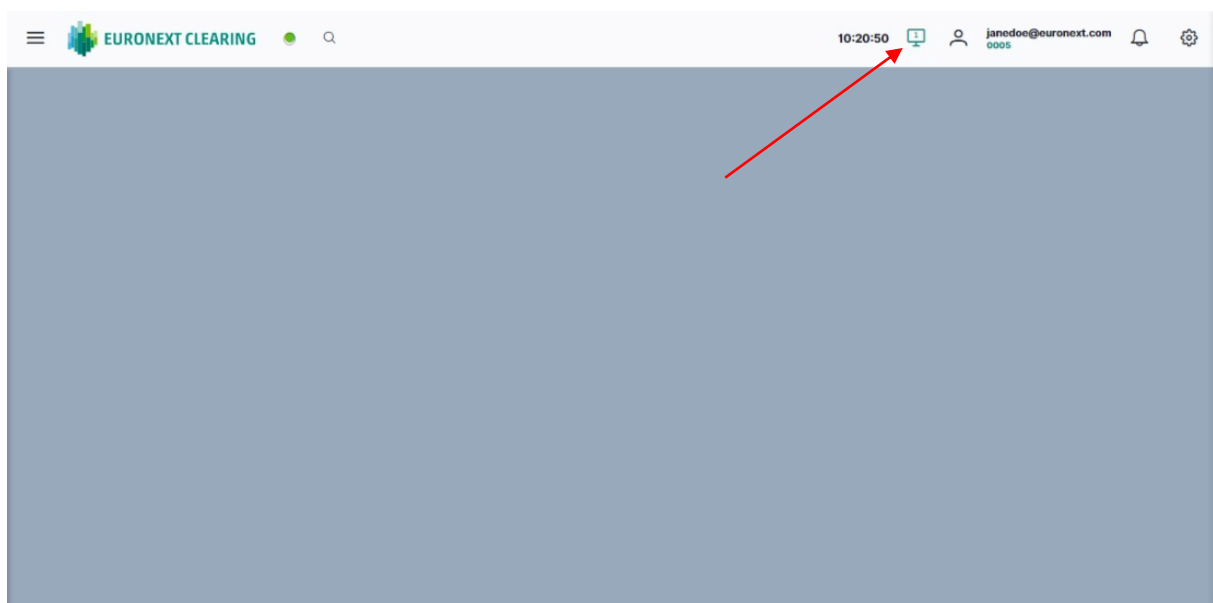


The full set of widgets available is shown below. These will be described in the next chapter “Widgets and Attributes”.



2.2.2 Customised Desktops

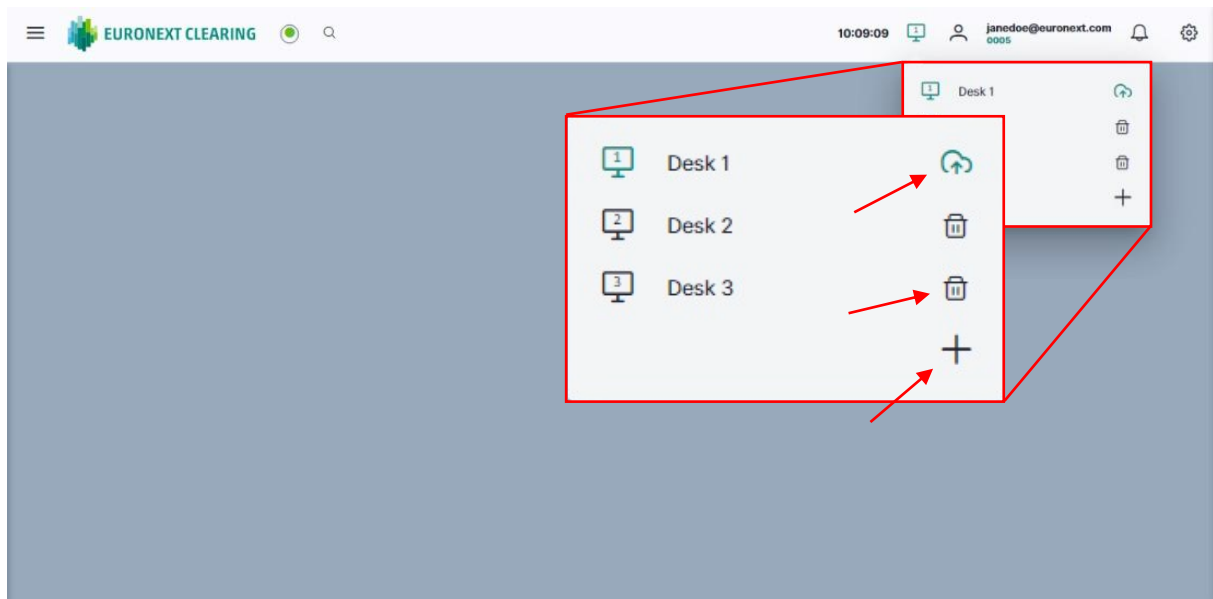
- The **User Desktop functionality** allows you to select a customised view of the platform based on your preferences on how the widgets are displayed.
- You can create up to ten desktops and customise them with a different information subset on each one. It is also possible to update, rename or delete the set desktops.



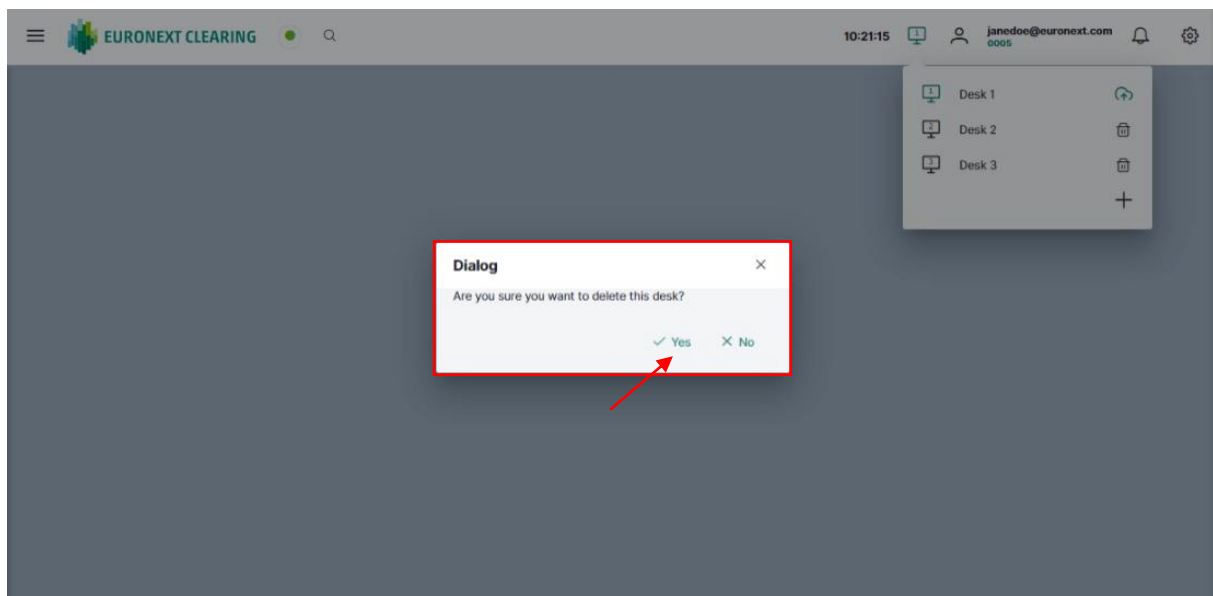
- Click on the icon to see a menu with a list of already saved desktops.

At first log-in there is only one desktop configured. From here users can save updates to the same desktop, delete a desktop or add new ones by clicking on the appropriate icons on the right side of the menu.

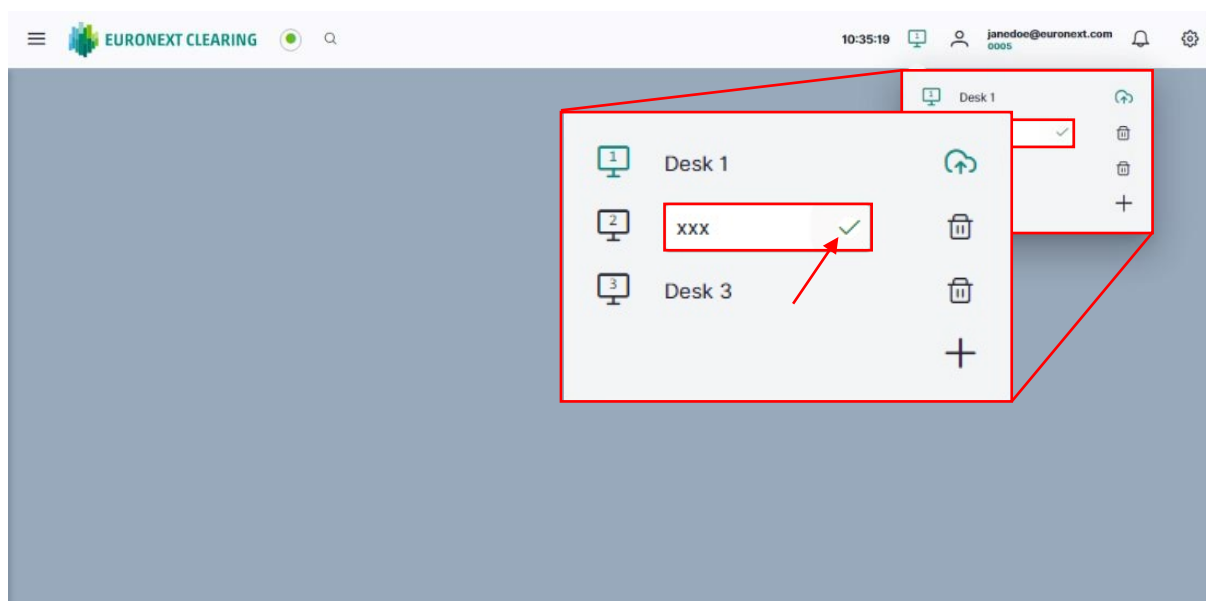
- To save your updates on the displayed desktop (coloured green), click on the cloud-shaped icon next to the name of the current desktop.
- To delete a desktop, click the trash can icon next to the title of the desktop you want to delete (no need to select the desktop first).
- To add a new desktop click the "+" icon at the bottom of the window.



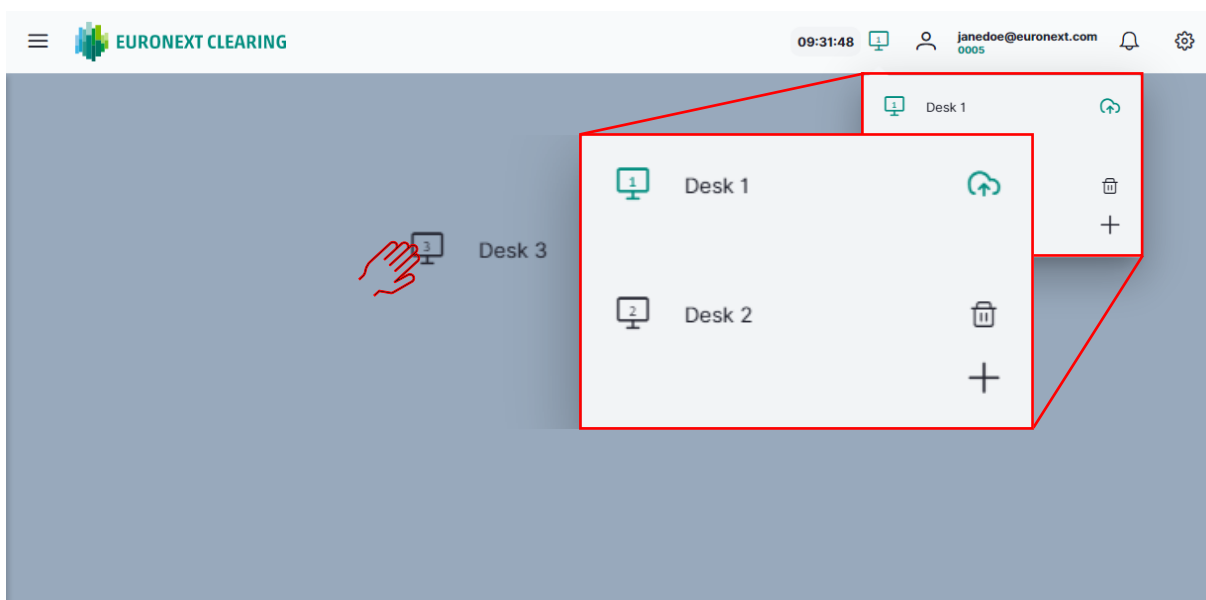
- To delete a saved desktop, click on the trash icon next to the desktop; a pop-up asking you to confirm the deletion will appear.



- To rename a saved desktop, click on the default title assigned and type in the new name; then click on the green tick to confirm it.

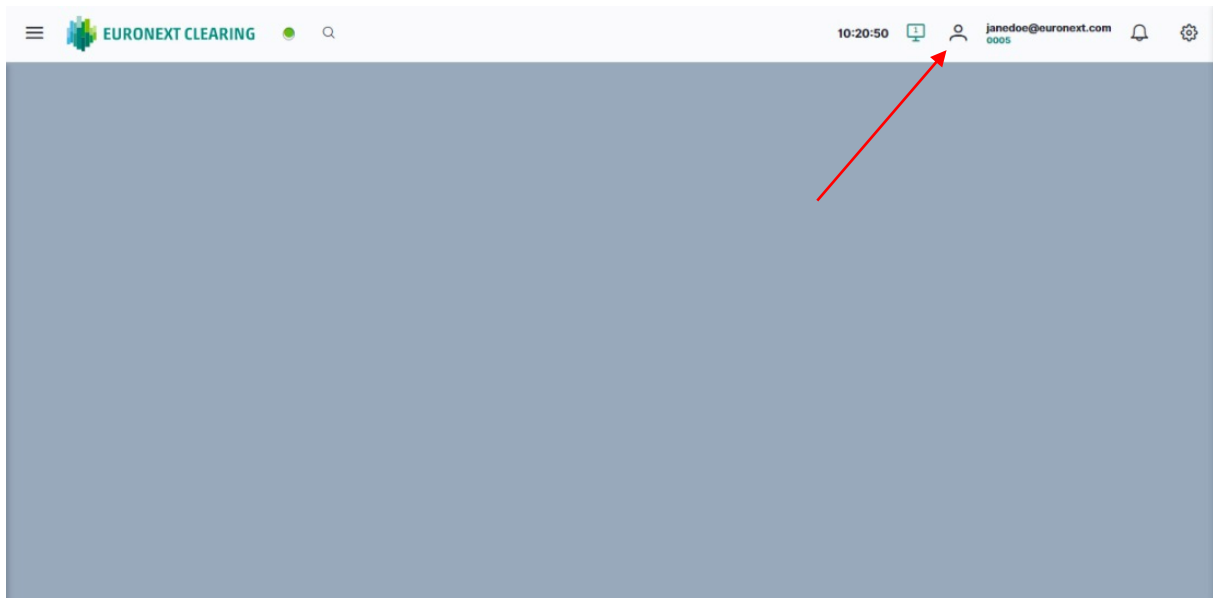


- You can also reposition a saved desktop within the window by dragging it to the desired location.

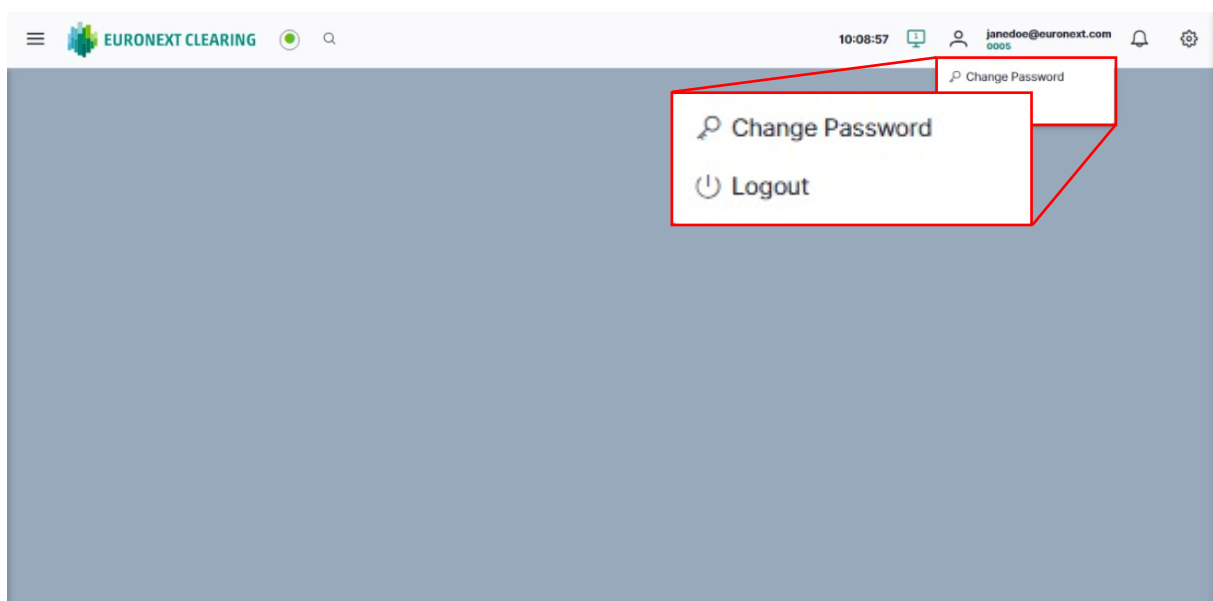


2.2.3 Change Password and Log Out

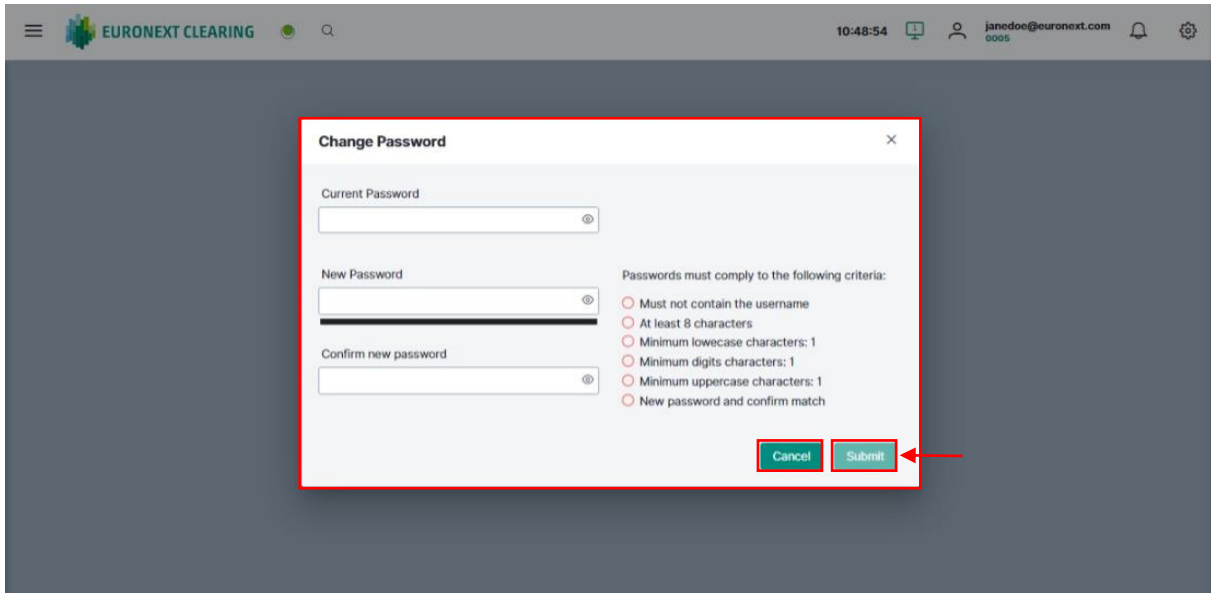
Use the **user options functionality** to change your password or log out of your account.



- Click on the user options icon.
- A prompt box pops up where you can change the account password or log out from the interface and return to the user credentials request page.



- Click on “Change Password”.
- You will be asked to re-enter your current password and then enter a new one. The new password must respect the criteria listed on the right of the window.
- Click “Submit” to complete the change.

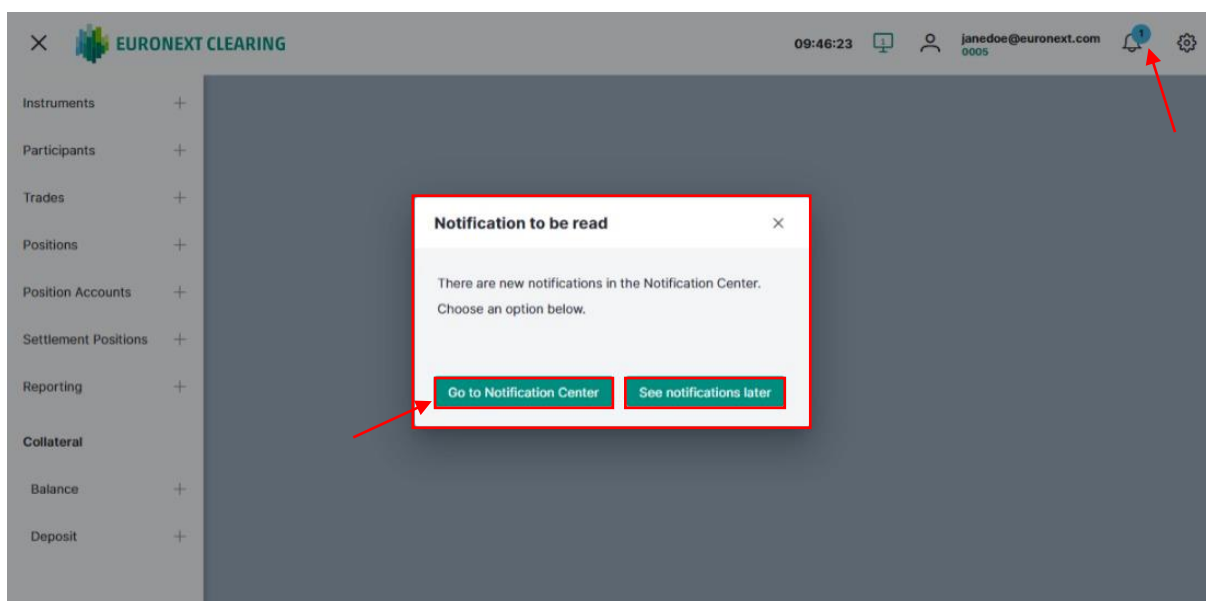


The screenshot displays the Euronext Clearing web interface. At the top, the header includes the Euronext Clearing logo, a search icon, the time 10:48:54, and the user profile 'janedoe@euronext.com'. A modal dialog titled 'Change Password' is centered on the screen. It contains three input fields: 'Current Password', 'New Password', and 'Confirm new password'. To the right of these fields, a list of password criteria is shown with red radio buttons: 'Must not contain the username', 'At least 8 characters', 'Minimum lowercase characters: 1', 'Minimum digits characters: 1', 'Minimum uppercase characters: 1', and 'New password and confirm match'. At the bottom right of the dialog are 'Cancel' and 'Submit' buttons. A red arrow points to the 'Submit' button.

2.2.4 Clearing and System Notifications

The **notification functionality** allows you to see a list of notifications as a pop up.

After logging in, a warning window and a pin on the reference icon appear on the main screen if there are new notifications.



- When you click the "Go to Notification Center" button, you will be taken directly to the notification centre, where you will see a list of all notifications. New and unread notifications are indicated with an icon on the side. You can also decide to see the notification later.



Users can still see a list of all notifications, even the oldest ones, by clicking on "Load more," which displays the entire list of notifications.

Users can receive two different types of notifications: from Euronext Clearing and from the clearing system.

Users can confirm whether or not they have seen the notifications.

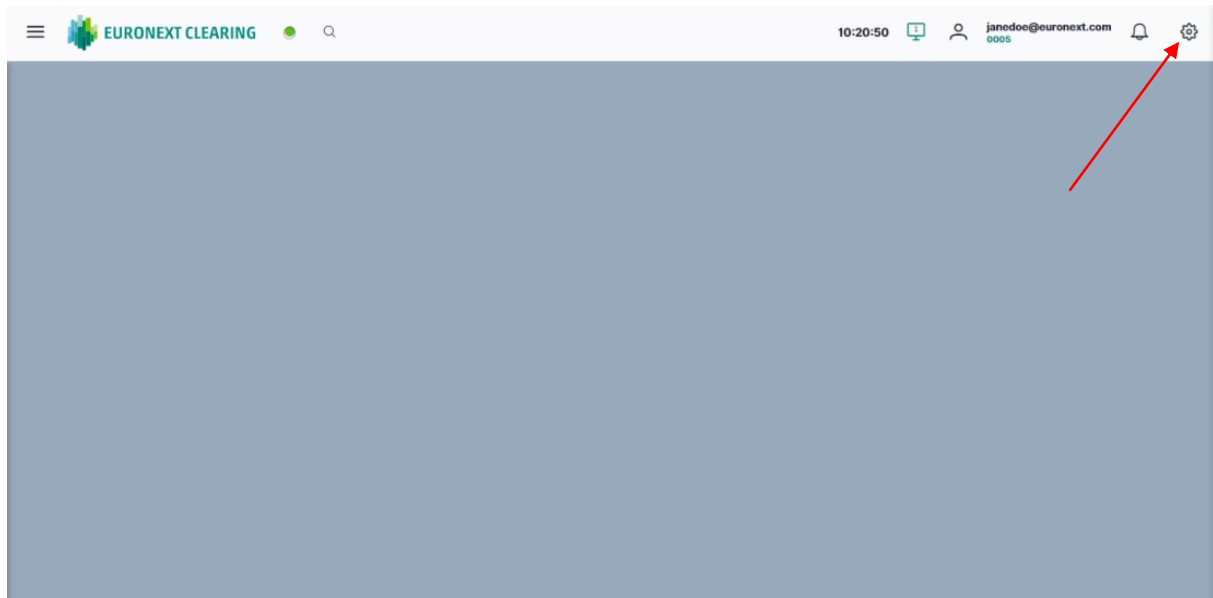


- At any time, click the icon to open a window with a list of Clearing and System notifications directly from the platform.



2.2.5 Display Settings

The **settings functionality** allows you to change some screen and content display settings.

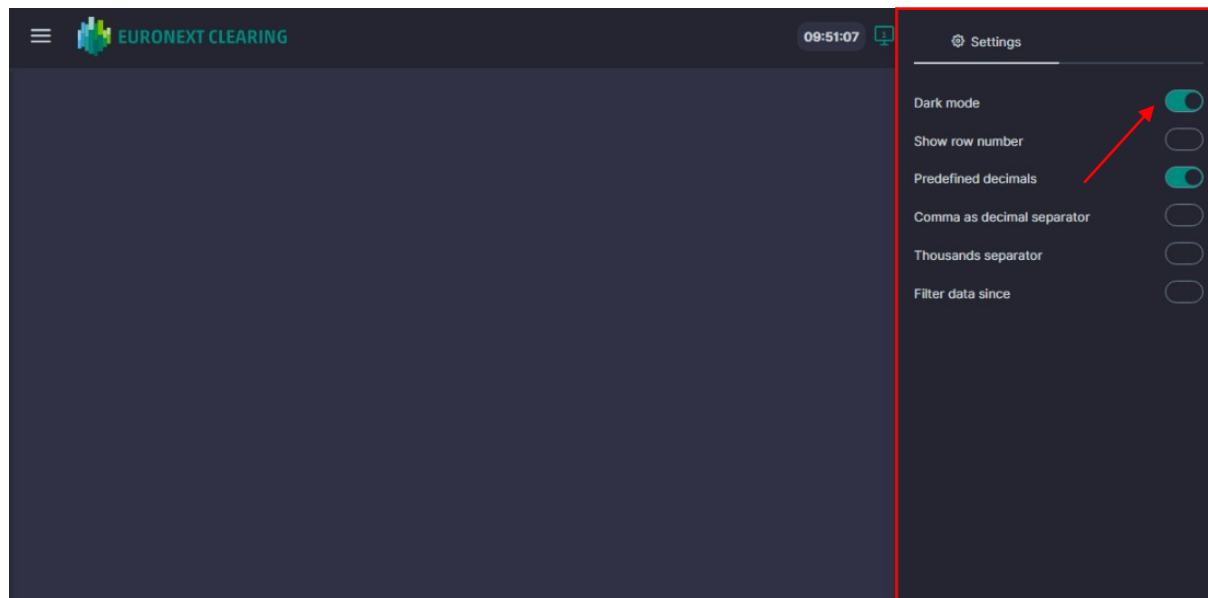


- Click on the settings icon to see a panel where you can change a number of parameters linked to the screen display or data display.

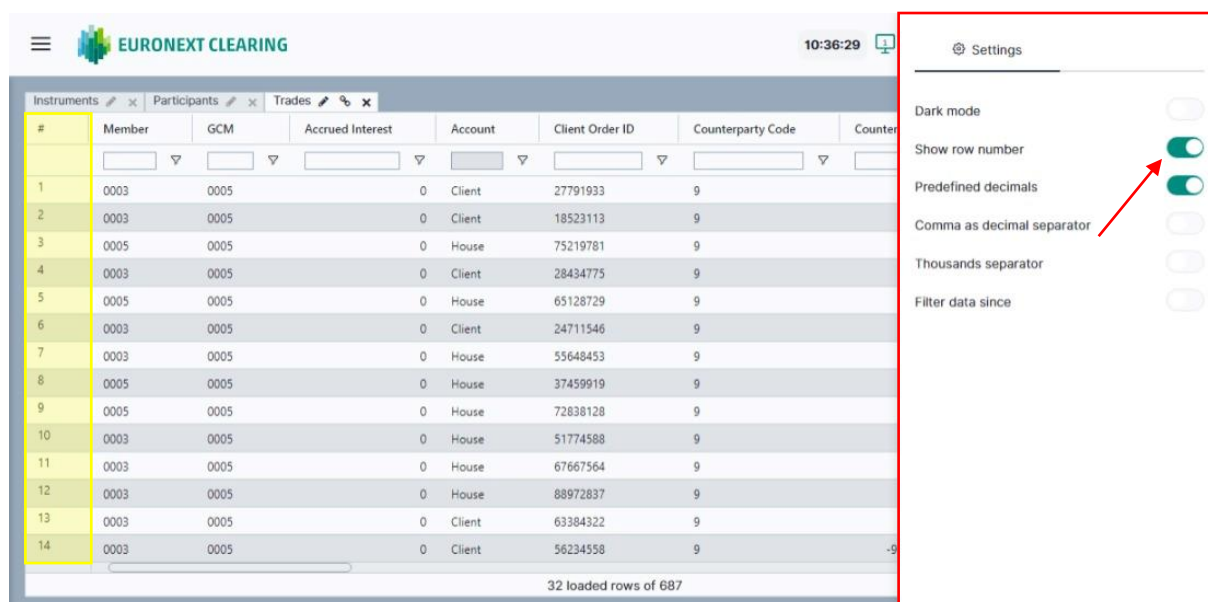


The first item allows users to modify the screen view mode.

- You can use the Dark mode button to toggle between a dark skin or a light skin.



- Change the data view of the different widgets using the “Show row number” module. Row numbers will then appear in the first column of any widgets table.



- Modify decimals formatting by unflagging the “predefined decimals” module (by default there is no decimal displayed).

The screenshot shows the Euronext Clearing Web Interface. The main table displays trade data with columns: Member, GCM, Accrued Interest, Account, Client Order ID, Counterparty Code, and Countervalue. The 'Predefined decimals' setting in the right-hand Settings panel is currently toggled on (indicated by a red arrow).

Member	GCM	Accrued Interest	Account	Client Order ID	Counterparty Code	Countervalue
0003	0005	0	House	91135889	9	-140000
0003	0005	0	Client	27791933	9	224000
0003	0005	0	Client	18523113	9	-9800000
0005	0005	0	House	75219781	9	9800000
0003	0005	0	Client	28434775	9	-252000
0005	0005	0	House	65128729	9	252000
0003	0005	0	Client	24711546	9	9800000
0003	0005	0	House	55648453	9	700000
0005	0005	0	House	37459919	9	-700000
0005	0005	0	House	72838128	9	-700000
0003	0005	0	House	51774588	9	140000
0003	0005	0	House	67667564	9	-140000
0003	0005	0	House	88972837	9	140000
0003	0005	0	Client	63384322	9	240000000

32 loaded rows of 688

- Select the number of decimals you want to see on screen.

The screenshot shows the Euronext Clearing Web Interface. The main table displays trade data with columns: Member, GCM, Accrued Interest, Account, Client Order ID, Counterparty Code, and Countervalue. The 'Number of decimals' setting in the right-hand Settings panel is set to 3 (indicated by a red arrow). The table data is formatted with 3 decimal places.

Member	GCM	Accrued Interest	Account	Client Order ID	Counterparty Code	Countervalue
0003	0005	0.000	Client	27791933.000	9	2240000.00
0003	0005	0.000	Client	18523113.000	9	-9800000.00
0005	0005	0.000	House	75219781.000	9	9800000.00
0003	0005	0.000	Client	28434775.000	9	-2520000.00
0005	0005	0.000	House	65128729.000	9	2520000.00
0003	0005	0.000	Client	24711546.000	9	9800000.00
0003	0005	0.000	House	55648453.000	9	7000000.00
0005	0005	0.000	House	37459919.000	9	-7000000.00
0005	0005	0.000	House	72838128.000	9	-7000000.00
0003	0005	0.000	House	51774588.000	9	1400000.00
0003	0005	0.000	House	67667564.000	9	-1400000.00
0003	0005	0.000	House	88972837.000	9	1400000.00
0003	0005	0.000	Client	63384322.000	9	240000000.00
0003	0005	0.000	Client	56234558.000	9	-9100000000.00

32 loaded rows of 687

- You can also modify the decimal separator using the Comma as decimal separator command.

10:37:49

Settings

- Dark mode ☐
- Show row number ☐
- Predefined decimals ☐
- Number of decimals
- Comma as decimal separator ☒
- Thousands separator ☐
- Filter data since

32 loaded rows of 687

- You can also add a thousands separator.

10:38:03

Settings

- Dark mode ☐
- Show row number ☐
- Predefined decimals ☐
- Number of decimals
- Comma as decimal separator ☒
- Thousands separator ☒
- Filter data since

32 loaded rows of 687

The last item allows users to filter data on the display by a specific date.

- Click on the button next the "Filter data since" function. A preview of the data that has been filtered by the default date appears in the background.

EURONEXT CLEARING

10:38:36

Reported data since 2023-04-18 09:39:04

Instruments

Participants

Trades

Member	GCM	Accrued Interest	Account	Client Order ID	Counterparty Code	Countervalue
0003	0005	0,000	House	91.135.889,000	9	-1.400.000,00
0003	0005	0,000	Client	27.791.933,000	9	2.240.000,00
0003	0005	0,000	Client	18.523.113,000	9	-98.000.000,00
0005	0005	0,000	House	75.219.781,000	9	98.000.000,00
0003	0005	0,000	Client	28.434.775,000	9	-2.520.000,00
0005	0005	0,000	House	65.128.729,000	9	2.520.000,00

6 loaded rows of 6

Settings

Dark mode

Show row number

Predefined decimals

Number of decimals

Comma as decimal separator

Thousands separator

Filter data since

04/18/2023 09:39:04

- You can change the date and time at which the data filter begins. Click on the calendar icon (visible in the previous screenshot) and a window will appear where you can select a preferred date.

EURONEXT CLEARING

10:38:51

Reported data since 2023-04-18 09:39:04

Instruments

Participants

Trades

Member	GCM	Accrued Interest	Account	Client Order ID	Counterparty Code	Countervalue
0003	0005	0,000	House	91.135.889,000	9	-1.400.000,00
0003	0005	0,000	Client	27.791.933,000	9	2.240.000,00
0003	0005	0,000	Client	18.523.113,000	9	-98.000.000,00
0005	0005	0,000	House	75.219.781,000	9	98.000.000,00
0003	0005	0,000	Client	28.434.775,000	9	-2.520.000,00
0005	0005	0,000	House	65.128.729,000	9	2.520.000,00

6 loaded rows of 6

<

April 2023

>

Su	Mo	Tu	We	Th	Fr	Sa
26	27	28	29	30	31	1
2	3	4	5	6	7	8
9	10	11	12	13	14	15
16	17	18	19	20	21	22
23	24	25	26	27	28	29
30	1	2	3	4	5	6

09 : 39 : 04

3. WIDGETS AND ATTRIBUTES

3.1 Widgets Instructions

Main Menu tab

Each User has a Main Menu with a different number of widgets based on their permissions. You can see the complete list of your widgets by clicking on the Main Menu icon.¹

The Default Main Menu Tab contains the following widgets:

Widget name	Description
Instruments	All types of financial instruments
Participants	All types of participants
Trades	List of trades received during the day
Positions	List of positions
Position Accounts	List of position accounts created in the system
Settlement Positions	List of all the settlement positions
Reporting	List of all the reports
Collateral Balance	(Currently being developed)
Collateral Deposit	(Currently being developed)

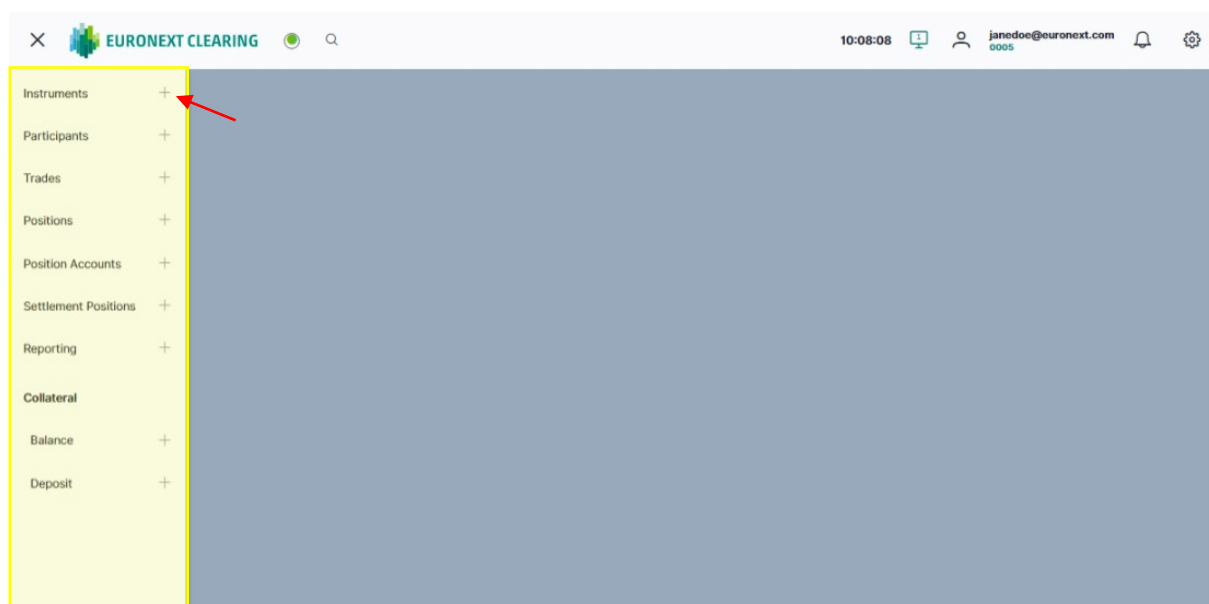
¹ This section may be subject to further updates.

3.1.1 Customise Screen View

From the main menu tab at the top left of the default screen, it is possible to start adding widgets and customising the layout of the screen.

You can add an unlimited number of widgets to the screen display (you can even insert the same widget more than once).

- To add a widget, click on the '+' button next to the name of the widget in the main menu list.



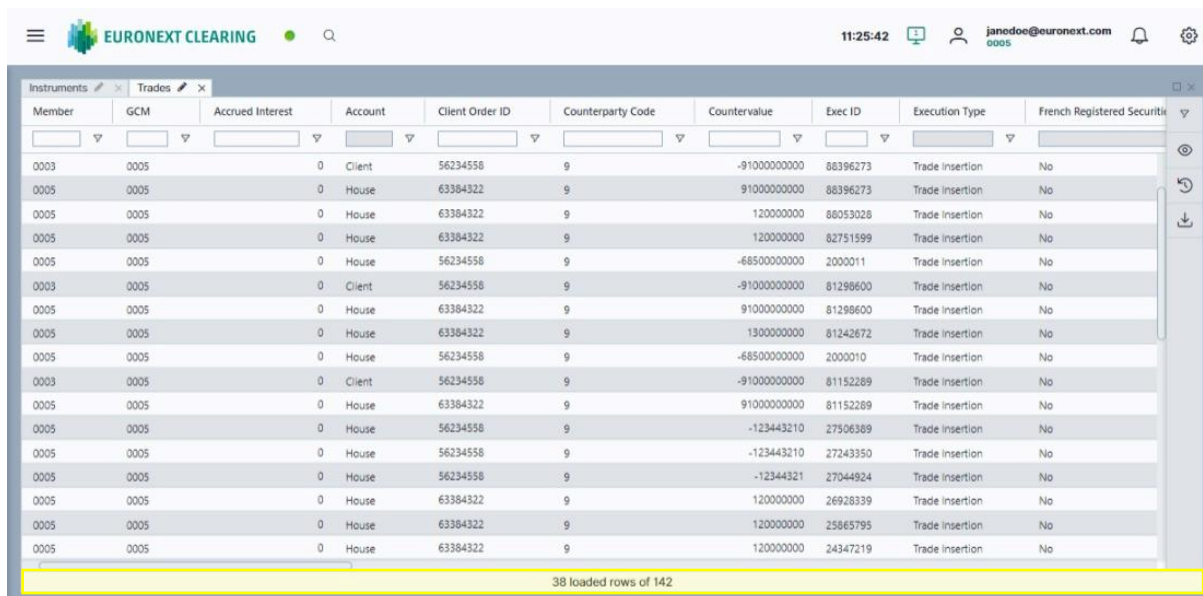
Added widgets appear in the top frame in order of addition and are placed next to each other.

The screenshot shows the Euronext Clearing web interface with a table of data. The table has the following columns: Accrued Interest, Account, Adjustment Factor, Positions Amount, Asset Type, Buy In Date, Buy In Status, Cash Settlement Date, and Cash Settlement Status. The table is filtered by 'Instruments' and shows 18 rows of data. The data is as follows:

Accrued Interest	Account	Adjustment Factor	Positions Amount	Asset Type	Buy In Date	Buy In Status	Cash Settlement Date	Cash Settlement Status
0.0	House	0.0	-67500000000.0	E	Value is not defined	Free	Value is not defined	Free
0.0	House	0.0	-24000000000.0	1	Value is not defined	Free	Value is not defined	Free
0.0	House	0.0	2880000000.0	E	Value is not defined	Free	Value is not defined	Free
0.0	House	0.0	2880000000.0	E	Value is not defined	Free	Value is not defined	Free
0.0	House	0.0	-120000000000.0	1	Value is not defined	Free	Value is not defined	Free
0.0	Client	0.0	70000000000.0	1	2023-02-02	Free	2023-02-07	Free
0.0	Client	0.0	1960000000000.0	C	Value is not defined	Free	Value is not defined	Free
0.0	House	0.0	273000000000.0	C	Value is not defined	Free	Value is not defined	Free
0.0	Client	0.0	-273000000000.0	C	Value is not defined	Free	Value is not defined	Free
0.0	Client	0.0	98000000000.0	C	Value is not defined	Free	Value is not defined	Free
0.0	House	0.0	91000000000.0	C	Value is not defined	Free	Value is not defined	Free
0.0	Client	0.0	-91000000000.0	C	Value is not defined	Free	Value is not defined	Free
0.0	Client	0.0	24000000000.0	E	Value is not defined	Free	Value is not defined	Free
0.0	House	0.0	70000000000.0	R	Value is not defined	Free	Value is not defined	Free
0.0	House	0.0	-1400001.2	E	Value is not defined	Free	Value is not defined	Free
0.0	House	0.0	1400000000.0	E	Value is not defined	Free	Value is not defined	Free
0.0	House	0.0	1800000000.0	1	Value is not defined	Free	Value is not defined	Free
0.0	House	0.0	1800000000.0	1	Value is not defined	Free	Value is not defined	Free

When users click on the “+” sign next to a widget title from the main menu, a loaded rows indicator appears in the bottom frame of the screen.

This shows how many widget items have been loaded out of the total number of items present.

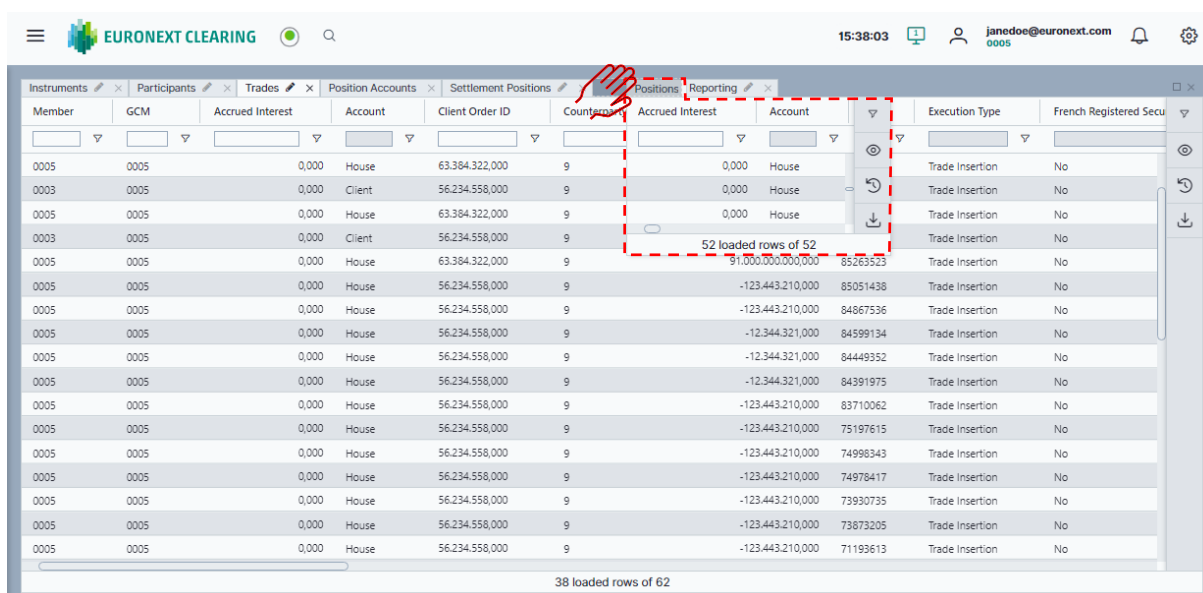


Member	GCM	Accrued Interest	Account	Client Order ID	Counterparty Code	Countervalue	Exec ID	Execution Type	French Registered Securities
0003	0005	0	Client	56234558	9	-91000000000	88396273	Trade Insertion	No
0005	0005	0	House	63384322	9	91000000000	88396273	Trade Insertion	No
0005	0005	0	House	63384322	9	1200000000	88053028	Trade Insertion	No
0005	0005	0	House	63384322	9	1200000000	82751599	Trade Insertion	No
0005	0005	0	House	56234558	9	-68500000000	2000011	Trade Insertion	No
0003	0005	0	Client	56234558	9	-91000000000	81298600	Trade Insertion	No
0005	0005	0	House	63384322	9	91000000000	81298600	Trade Insertion	No
0005	0005	0	House	63384322	9	1300000000	81242672	Trade Insertion	No
0005	0005	0	House	56234558	9	-68500000000	2000010	Trade Insertion	No
0003	0005	0	Client	56234558	9	-91000000000	81152289	Trade Insertion	No
0005	0005	0	House	63384322	9	91000000000	81152289	Trade Insertion	No
0005	0005	0	House	56234558	9	-123443210	27506389	Trade Insertion	No
0005	0005	0	House	56234558	9	-123443210	27243350	Trade Insertion	No
0005	0005	0	House	56234558	9	-12344321	27044924	Trade Insertion	No
0005	0005	0	House	63384322	9	1200000000	26928339	Trade Insertion	No
0005	0005	0	House	63384322	9	1200000000	25865795	Trade Insertion	No
0005	0005	0	House	63384322	9	1200000000	24347219	Trade Insertion	No

38 loaded rows of 142

Widgets can also be added by dragging them from the main menu to the frame.

- You can change the position of a widget by dragging it along the row of tabs at the top of the frame.



Member	GCM	Accrued Interest	Account	Client Order ID	Counterparty Code	Countervalue	Accrued Interest	Account	Execution Type	French Registered Securities
0005	0005	0,000	House	63.384.322,000	9	0,000	House	0,000	Trade Insertion	No
0003	0005	0,000	Client	56.234.558,000	9	0,000	House	0,000	Trade Insertion	No
0005	0005	0,000	House	63.384.322,000	9	0,000	House	0,000	Trade Insertion	No
0003	0005	0,000	Client	56.234.558,000	9	0,000	House	0,000	Trade Insertion	No
0005	0005	0,000	House	63.384.322,000	9	91.000.000.000,000	85263523	85263523	Trade Insertion	No
0005	0005	0,000	House	56.234.558,000	9	-123.443.210,000	85051438	85051438	Trade Insertion	No
0005	0005	0,000	House	56.234.558,000	9	-123.443.210,000	84867536	84867536	Trade Insertion	No
0005	0005	0,000	House	56.234.558,000	9	-12.344.321,000	84599134	84599134	Trade Insertion	No
0005	0005	0,000	House	56.234.558,000	9	-12.344.321,000	84449352	84449352	Trade Insertion	No
0005	0005	0,000	House	56.234.558,000	9	-12.344.321,000	84391975	84391975	Trade Insertion	No
0005	0005	0,000	House	56.234.558,000	9	-123.443.210,000	83710062	83710062	Trade Insertion	No
0005	0005	0,000	House	56.234.558,000	9	-123.443.210,000	75197615	75197615	Trade Insertion	No
0005	0005	0,000	House	56.234.558,000	9	-123.443.210,000	74998343	74998343	Trade Insertion	No
0005	0005	0,000	House	56.234.558,000	9	-123.443.210,000	74978417	74978417	Trade Insertion	No
0005	0005	0,000	House	56.234.558,000	9	-123.443.210,000	73930735	73930735	Trade Insertion	No
0005	0005	0,000	House	56.234.558,000	9	-123.443.210,000	73873205	73873205	Trade Insertion	No
0005	0005	0,000	House	56.234.558,000	9	-123.443.210,000	71193613	71193613	Trade Insertion	No

38 loaded rows of 62

You can change the layout of the elements in the display by dragging the widget to the central area of the screen.

The widget can be dragged and dropped into the body of the screen, left or right, above or below, thus sectioning and changing the layout of the screen.

The screenshot shows the Euronext Clearing Web Interface. The top navigation bar includes the Euronext Clearing logo, a search icon, the time 15:40:04, and the user profile 'janedoe@euronext.com' with the ID '0005'. Below the navigation bar, there are tabs for Instruments, Participants, Trades, Position Accounts, Settlement Positions, and Reporting. The main area displays a table with columns: Member, GCM, Accrued Interest, Account, Client Order ID, Counterparty Code, Countervalue, Exec ID, Execution Type, and French Registered Security. A red dashed box highlights a section of the table, and a hand icon indicates a drag action. A grey area shows the preview of how the layout will change.

Member	GCM	Accrued Interest	Account	Client Order ID	Counterparty Code	Countervalue	Exec ID	Execution Type	French Registered Security
0005	0005	0,000	House	63.384.322,000	9	1.300.000.000,000	86105311	Trade Insertion	No
0003	0005	0,000	Client	56.234.558,000	9	-91.000.000.000,000	85388875	Trade Insertion	No
0005	0005	0,000	House	63.384.322,000	9	91.000.000.000,000	85388875	Trade Insertion	No
0003	0005	0,000	Client	56.234.558,000	9	-91.000.000.000,000	85263523	Trade Insertion	No
0005	0005	0,000	House	63.384.322,000	9	91.000.000.000,000	85263523	Trade Insertion	No
0005	0005	0,000	House	63.384.322,000	9	-123.443.210,000	85051438	Trade Insertion	No
0005	0005	0,000	House	63.384.322,000	9	-123.443.210,000	84867536	Trade Insertion	No
0005	0005	0,000	House	63.384.322,000	9	-123.443.210,000	84599134	Trade Insertion	No
0005	0005	0,000	House	63.384.322,000	9	-123.443.210,000	84489352	Trade Insertion	No
0005	0005	0,000	House	63.384.322,000	9	-123.443.210,000	84391975	Trade Insertion	No
0005	0005	0,000	House	63.384.322,000	9	-123.443.210,000	83710062	Trade Insertion	No
0005	0005	0,000	House	63.384.322,000	9	-123.443.210,000	75197615	Trade Insertion	No
0005	0005	0,000	House	63.384.322,000	9	-123.443.210,000	74998343	Trade Insertion	No
0005	0005	0,000	House	63.384.322,000	9	-123.443.210,000	74978417	Trade Insertion	No
0005	0005	0,000	House	63.384.322,000	9	-123.443.210,000	73930735	Trade Insertion	No
0005	0005	0,000	House	63.384.322,000	9	-123.443.210,000	73873205	Trade Insertion	No
0005	0005	0,000	House	63.384.322,000	9	-123.443.210,000	71193613	Trade Insertion	No

38 loaded rows of 62

The grey area shows the preview of how the layout will change.

The screenshot shows the Euronext Clearing Web Interface. The top navigation bar includes the Euronext Clearing logo, a search icon, the time 15:40:45, and the user profile 'janedoe@euronext.com' with the ID '0005'. Below the navigation bar, there are tabs for Instruments, Participants, Trades, Position Accounts, Settlement Positions, and Reporting. The main area displays a table with columns: Member, GCM, Accrued Interest, Account, Client Order ID, Counterparty Code, Countervalue, Exec ID, Execution Type, and French Registered Security. A red dashed box highlights a section of the table, and a hand icon indicates a drag action. A grey area shows the preview of how the layout will change.

Member	GCM	Accrued Interest	Account	Client Order ID	Counterparty Code	Countervalue	Exec ID	Execution Type	French Registered Security
0005	0005	0,000	House	63.384.322,000	9	1.300.000.000,000	86105311	Trade Insertion	No
0003	0005	0,000	Client	56.234.558,000	9	-91.000.000.000,000	85388875	Trade Insertion	No
0005	0005	0,000	House	63.384.322,000	9	91.000.000.000,000	85388875	Trade Insertion	No
0003	0005	0,000	Client	56.234.558,000	9	-91.000.000.000,000	85263523	Trade Insertion	No
0005	0005	0,000	House	63.384.322,000	9	91.000.000.000,000	85263523	Trade Insertion	No
0005	0005	0,000	House	63.384.322,000	9	-123.443.210,000	85051438	Trade Insertion	No
0005	0005	0,000	House	63.384.322,000	9	-123.443.210,000	84867536	Trade Insertion	No
0005	0005	0,000	House	63.384.322,000	9	-123.443.210,000	84599134	Trade Insertion	No
0005	0005	0,000	House	63.384.322,000	9	-123.443.210,000	84489352	Trade Insertion	No
0005	0005	0,000	House	63.384.322,000	9	-123.443.210,000	84391975	Trade Insertion	No
0005	0005	0,000	House	63.384.322,000	9	-123.443.210,000	83710062	Trade Insertion	No
0005	0005	0,000	House	63.384.322,000	9	-123.443.210,000	75197615	Trade Insertion	No
0005	0005	0,000	House	63.384.322,000	9	-123.443.210,000	74998343	Trade Insertion	No
0005	0005	0,000	House	63.384.322,000	9	-123.443.210,000	74978417	Trade Insertion	No
0005	0005	0,000	House	63.384.322,000	9	-123.443.210,000	73930735	Trade Insertion	No
0005	0005	0,000	House	63.384.322,000	9	-123.443.210,000	73873205	Trade Insertion	No
0005	0005	0,000	House	63.384.322,000	9	-123.443.210,000	71193613	Trade Insertion	No

38 loaded rows of 62

The layout can be configured in several ways. See an example below.

The screenshot displays the Euronext Clearing Web Interface with three main panels. The top bar shows the Euronext Clearing logo, a search icon, the time 14:54:36, and the user profile janedoe@euronext.com with ID 0005.

Instruments Panel:

Adjustment Factor	Asset Type	CFI Code	Closing Price	Corporate Event
0.0	E	ESVUFK	8.7	00
0.0	E	ESVUFK	140000.0	00
0.0	R	RFSTPM	2900000.0	00
0.0	E	ESVUFK	14.0	00
0.0	E	ESVUFK	14.0	00
0.0	D	DBVSAB	100.0	00
0.0	R	RFITCE	12000000.0	00

Reporting Panel:

Added Timestamp	Agent	Expiration Date	GCM	Member
2023-02-17 19:16:33	1234	2023-04-18	0005	0003
2023-02-17 19:16:31	1234	2023-04-16	0005	0005
2023-02-17 19:16:29	1234	2023-04-18	0005	0005
2023-02-16 14:37:54	1234	2023-04-17	0005	0003
2023-02-16 14:37:52	1234	2023-04-17	0005	0005
2023-02-16 14:37:44	1234	2023-04-17	0005	0005
2023-02-16 12:12:47	1234	2023-04-17	0005	0003

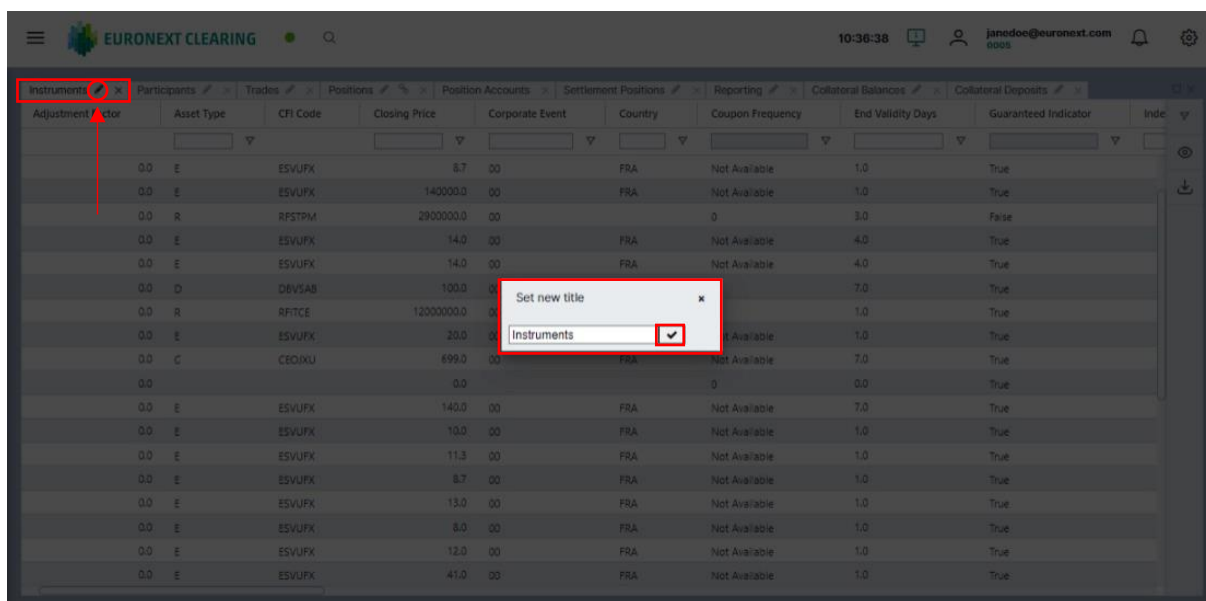
Trades/Positions Panel:

Accrued Interest	Account	Adjustment Factor	Positions Amount	Asset Type
0.0	House	0.0	-6750000000.0	E
0.0	House	0.0	-2400000000.0	1
0.0	House	0.0	288000000.0	E
0.0	House	0.0	288000000.0	E
0.0	House	0.0	-1200000000.0	1
0.0	Client	0.0	700000000.0	1
0.0	Client	0.0	1960000000.0	C
0.0	House	0.0	2730000000.0	C
0.0	Client	0.0	-2730000000.0	C
0.0	Client	0.0	980000000.0	C
0.0	House	0.0	910000000.0	C
0.0	Client	0.0	-910000000.0	C
0.0	Client	0.0	240000000.0	E
0.0	House	0.0	700000000.0	R
0.0	House	0.0	-1400001.2	E
0.0	House	0.0	140000000.0	E
0.0	House	0.0	180000000.0	1
0.0	House	0.0	180000000.0	1

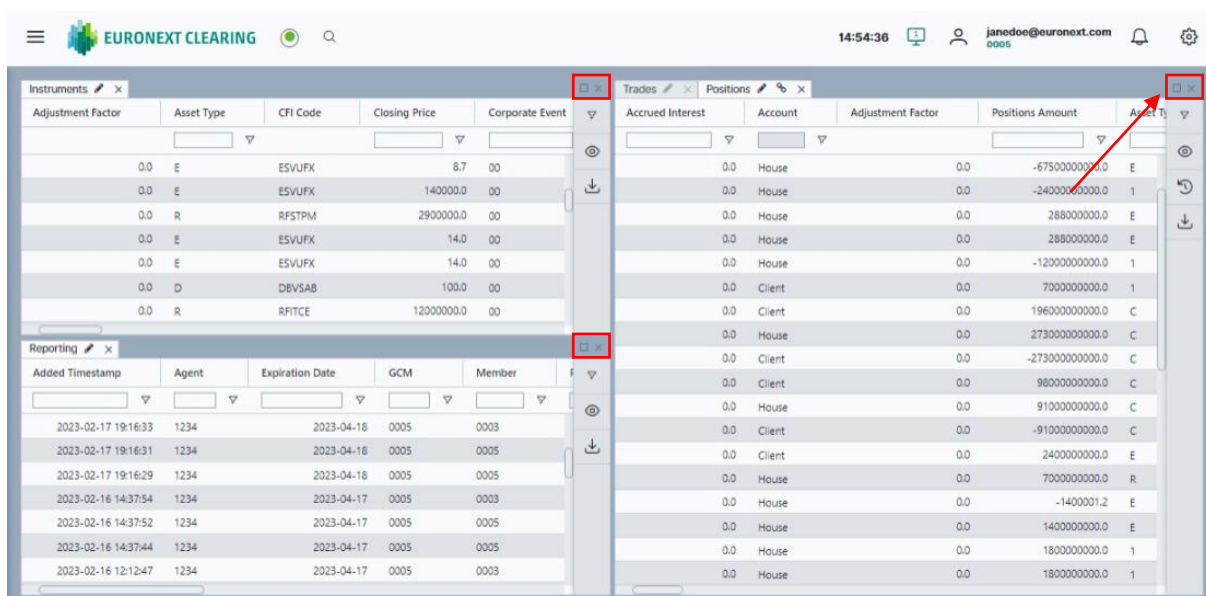
3.1.2 Rename, Minimise, Maximise

It is possible to rename or delete a widget at any time.

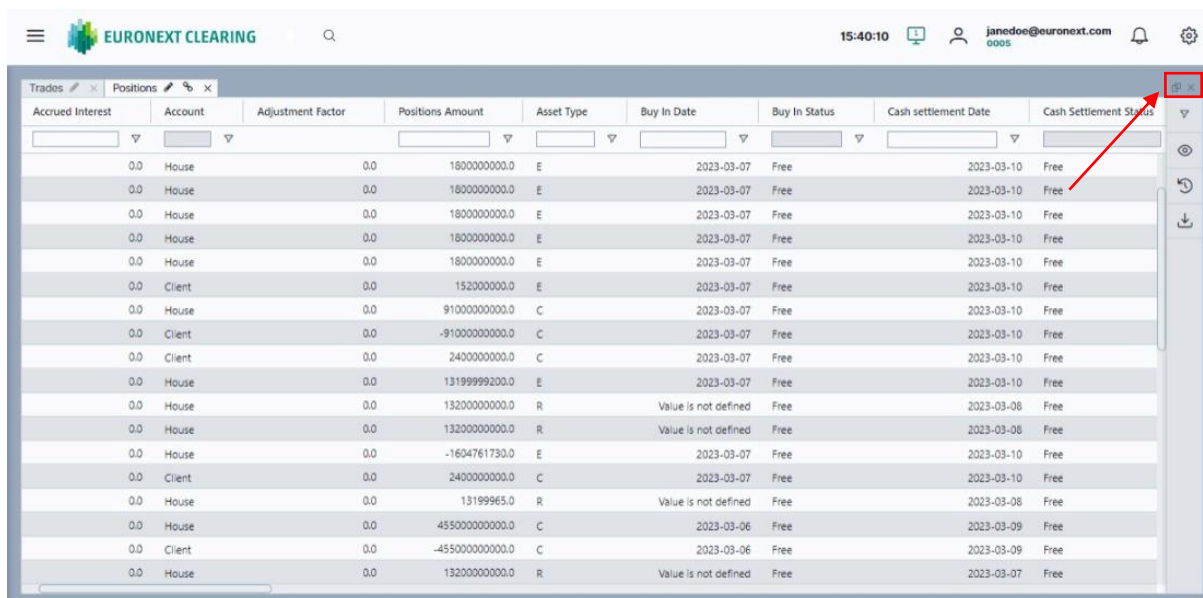
- Click on the pencil symbol, next to the widget title, to rename the widget.
- Click on the "x" to delete a widget from the display screen.



- By clicking the 'x' in the top right corner of the frame it is possible to remove an entire customised screen section.



- Also in the top right corner of the frame is the function that allows you to minimise or maximise the reference section on the screen, enlarging one section while keeping the other(s) in the background.
- Click on the same icon to make the other sections visible again by minimising the current screen ("Maximise"; "Minimise").



The screenshot shows the Euronext Clearing Web Interface. The top navigation bar includes the Euronext Clearing logo, a search icon, the time 15:40:10, a user profile icon for janedoe@euronext.com, and a settings icon. Below the navigation bar, there are tabs for 'Trades' and 'Positions'. The 'Positions' tab is active, displaying a table with the following columns: Accrued Interest, Account, Adjustment Factor, Positions Amount, Asset Type, Buy In Date, Buy In Status, Cash Settlement Date, and Cash Settlement Status. The table contains 20 rows of data. A red box highlights the 'Maximize' icon in the top right corner of the table area.

Accrued Interest	Account	Adjustment Factor	Positions Amount	Asset Type	Buy In Date	Buy In Status	Cash Settlement Date	Cash Settlement Status
0.0	House	0.0	1800000000.0	E	2023-03-07	Free	2023-03-10	Free
0.0	House	0.0	1800000000.0	E	2023-03-07	Free	2023-03-10	Free
0.0	House	0.0	1800000000.0	E	2023-03-07	Free	2023-03-10	Free
0.0	House	0.0	1800000000.0	E	2023-03-07	Free	2023-03-10	Free
0.0	House	0.0	1800000000.0	E	2023-03-07	Free	2023-03-10	Free
0.0	Client	0.0	152000000.0	E	2023-03-07	Free	2023-03-10	Free
0.0	House	0.0	91000000000.0	C	2023-03-07	Free	2023-03-10	Free
0.0	Client	0.0	-91000000000.0	C	2023-03-07	Free	2023-03-10	Free
0.0	Client	0.0	2400000000.0	C	2023-03-07	Free	2023-03-10	Free
0.0	House	0.0	13199999200.0	E	2023-03-07	Free	2023-03-10	Free
0.0	House	0.0	13200000000.0	R	Value is not defined	Free	2023-03-08	Free
0.0	House	0.0	13200000000.0	R	Value is not defined	Free	2023-03-08	Free
0.0	House	0.0	-1604761730.0	E	2023-03-07	Free	2023-03-10	Free
0.0	Client	0.0	2400000000.0	C	2023-03-07	Free	2023-03-10	Free
0.0	House	0.0	13199965.0	R	Value is not defined	Free	2023-03-08	Free
0.0	House	0.0	45500000000.0	C	2023-03-06	Free	2023-03-09	Free
0.0	Client	0.0	-45500000000.0	C	2023-03-06	Free	2023-03-09	Free
0.0	House	0.0	13200000000.0	R	Value is not defined	Free	2023-03-07	Free

3.1.3 Link Two Widgets

It is possible to connect two widgets so that one serves as the source and the other as the target. This function gives you more control and visibility over your data; for example, filtering from the source widget applies the same filter to the target widget.

You must have multiple widgets loaded in the same desk view.

- By clicking the link symbol next to the widget title, you can highlight the widget to which you want to link.

The screenshot shows the Euronext Clearing Web Interface with two widgets. The top widget is titled 'Positions' and the bottom widget is titled 'Trades'. Both widgets have a link symbol (a chain link icon) next to their titles. Red arrows point to these link symbols. The 'Positions' widget displays a table with columns: Accrued Interest, Account, Adjustment Factor, Positions Amount, Asset Type, Buy In Date, Buy In Status, and Cash settlement. The 'Trades' widget displays a table with columns: Member, GCM, Accrued Interest, Account, Client Order ID, Counterparty Code, Countervalue, Exec ID, and Execut.

Accrued Interest	Account	Adjustment Factor	Positions Amount	Asset Type	Buy In Date	Buy In Status	Cash settlement
0	House	0	-37032963	E	2023-04-20	Free	
0	Client	0	152000000	E	2023-04-12	Free	
0	House	0	-2000000000	E	2023-04-12	Free	
0	House	0	677420000000	C	2023-04-20	Free	

16 loaded rows of 478

Member	GCM	Accrued Interest	Account	Client Order ID	Counterparty Code	Countervalue	Exec ID	Execut
0005	0005	0	House	56234558	9	-12344321	97695099	Trade
0005	0005	0	House	56234558	9	-12344321	97559726	Trade
0005	0005	0	House	56234558	9	-12344321	97507527	Trade
0005	0005	0	House	56234558	9	-2000000000	93748735	Trade

16 loaded rows of 485

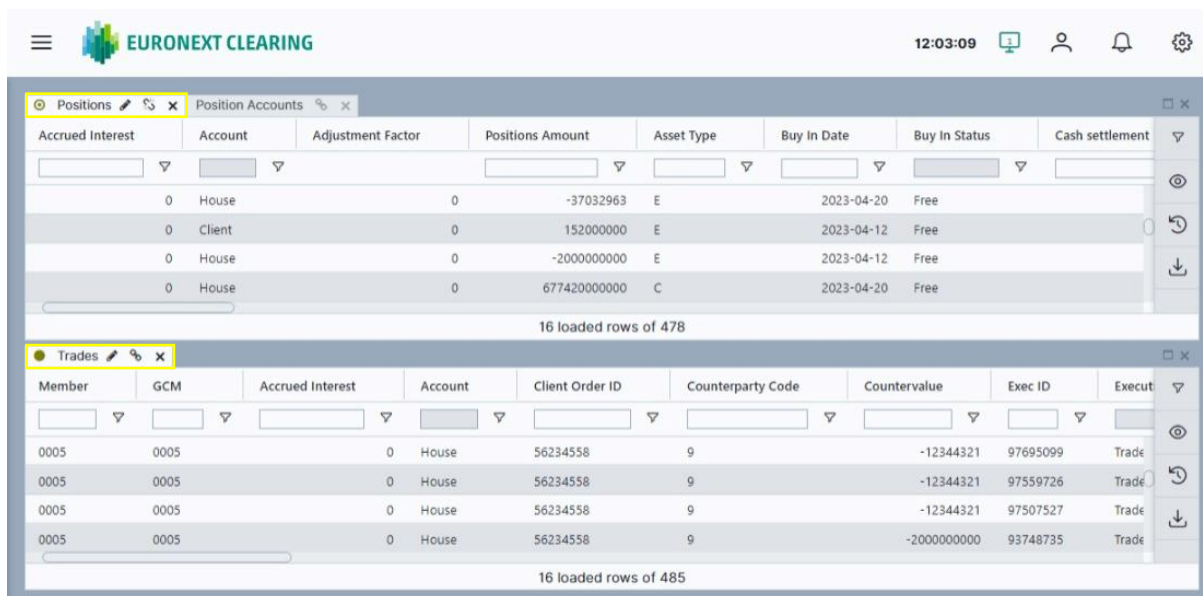
- A link between the two widgets is created by clicking anywhere in the highlighted box.

The screenshot shows the same Euronext Clearing Web Interface as before, but with a yellow box highlighting the 'Trades' widget. A text overlay 'Click here to link components...' is placed over the 'Trades' widget. The 'Positions' widget is still visible above it.

Member	GCM	Accrued Interest	Account	Client Order ID	Counterparty Code	Countervalue	Exec ID	Execut
0005	0005	0	House	56234558	9	-12344321	97695099	Trade
0005	0005	0	House	56234558	9	-12344321	97559726	Trade
0005	0005	0	House	56234558	9	-12344321	97507527	Trade
0005	0005	0	House	56234558	9	-2000000000	93748735	Trade

16 loaded rows of 485

After linking, the source widget is identified by a solid coloured dot next to the title (e.g.: Trades), and the target widget is identified by a concentric empty dot in the same point (e.g.: Positions).



The screenshot displays the Euronext Clearing Web Interface. At the top, there is a header with the Euronext Clearing logo, a menu icon, and the time 12:03:09. Below the header, there are two tabs: 'Positions' and 'Position Accounts'. The 'Positions' tab is active and highlighted with a yellow box. It contains a table with the following columns: Accrued Interest, Account, Adjustment Factor, Positions Amount, Asset Type, Buy In Date, Buy In Status, and Cash settlement. The table shows four rows of data. Below the table, it indicates '16 loaded rows of 478'. The 'Trades' tab is also visible and highlighted with a yellow box. It contains a table with the following columns: Member, GCM, Accrued Interest, Account, Client Order ID, Counterparty Code, Countervalue, Exec ID, and Execut. The table shows four rows of data. Below the table, it indicates '16 loaded rows of 485'.

Accrued Interest	Account	Adjustment Factor	Positions Amount	Asset Type	Buy In Date	Buy In Status	Cash settlement
0	House	0	-37032963	E	2023-04-20	Free	
0	Client	0	152000000	E	2023-04-12	Free	
0	House	0	-2000000000	E	2023-04-12	Free	
0	House	0	677420000000	C	2023-04-20	Free	

Member	GCM	Accrued Interest	Account	Client Order ID	Counterparty Code	Countervalue	Exec ID	Execut
0005	0005	0	House	56234558	9	-12344321	97695099	Trade
0005	0005	0	House	56234558	9	-12344321	97559726	Trade
0005	0005	0	House	56234558	9	-12344321	97507527	Trade
0005	0005	0	House	56234558	9	-2000000000	93748735	Trade

To break the link, simply click on the broken link symbol next to the widget title (e.g.: Positions), and the two widgets will be unlinked.

Not all the widgets can connect to each other. See below a complete list of widgets that have this feature:

- Trades
- Positions
- Positions Account
- Settlement Positions.

3.2 Attributes Instructions

Each widget data display can be changed by selecting its attributes.

Move the pointer close to each attribute, to see an icon (similar to the main menu icon) next to the name.



Click to see a drop-down menu, which will give a choice of various elements depending on the chosen attribute.

3.2.1 Pin Columns Function

Attributes can be pinned to a position on the screen.

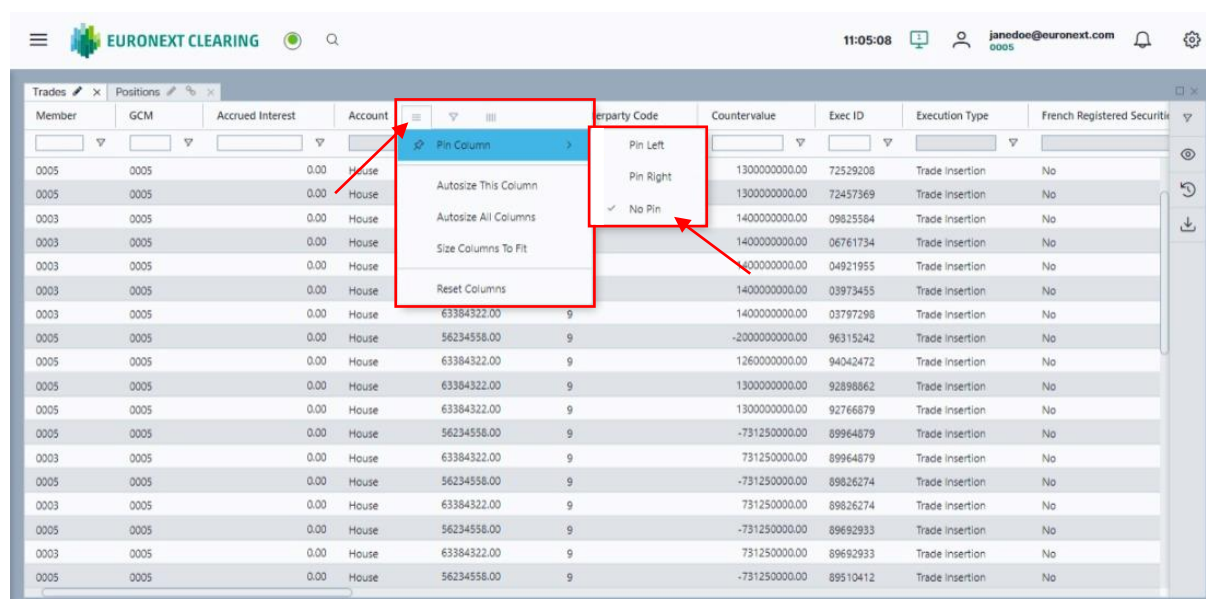
The **Menu icon** (standard menu icon) provides various functions related to column changes.

In most cases there are three Pin options available:

- Click on the Menu icon to lock a column to the right or the left of the screen, or unlock it ("Pin Column"; "Pin Left"; "Pin Right"; "No Pin").

Examples below:

"No Pin"



“Pin Left”

The screenshot shows the Euronext Clearing Web Interface. A context menu is open over the 'Account' column header. The menu options are: 'Pin Column', 'Autosize This Column', 'Autosize All Columns', 'Size Columns To Fit', and 'Reset Columns'. The 'Pin Column' option is selected, and a sub-menu is displayed with three options: 'Pin Left' (checked), 'Pin Right', and 'No Pin'. A red arrow points to the 'Pin Left' option. The background table shows columns: Account, Member, GCM, Accrued Interest, Client Order ID, Counterparty Code, Countervalue, Exec ID, Execution Type, and French Registered Security. The table contains 48 loaded rows of 71.

The selected attribute will move to the left of the display.

The screenshot shows the Euronext Clearing Web Interface after the 'Account' column has been pinned to the left. The table now has 38 loaded rows of 62. The columns are: Account, Member, GCM, Accrued Interest, Client Order ID, Counterparty Code, Countervalue, Exec ID, Execution Type, and French Registered Security. The 'Account' column is highlighted in yellow, and the 'Member' column is highlighted in light blue. The table contains 38 loaded rows of 62.

“Pin Right”

The screenshot shows the Euronext Clearing web interface with a table of trades. A context menu is open over the 'French Registered' column, showing options: 'Pin Left', 'Pin Right' (selected), 'No Pin', 'Pin Column', 'Autosize This Column', 'Autosize All Columns', 'Size Columns To Fit', and 'Reset Columns'. A red arrow points to the 'Pin Right' option.

Member	GCM	Accrued Interest	Client Order ID	Counterparty Code	Countervalue	Exec ID	Execution Type	French Registered
0005	0005	0,000	63.384.322,000	9	1.300.000.000,000	86105311	Trade Insertion	No
0003	0005	0,000	56.234.558,000	9	-91.000.000.000,000	85388875	Trade Insertion	No
0005	0005	0,000	63.384.322,000	9	91.000.000.000,000	85388875	Trade Insertion	No
0003	0005	0,000	56.234.558,000	9	-91.000.000.000,000	85263523	Trade Insertion	No
0005	0005	0,000	63.384.322,000	9	91.000.000.000,000	85263523	Trade Insertion	No
0005	0005	0,000	56.234.558,000	9	-123.443.210,000	85051438	Trade Insertion	No
0005	0005	0,000	56.234.558,000	9	-123.443.210,000	84867536	Trade Insertion	No
0005	0005	0,000	56.234.558,000	9	-12.344.321,000	84599134	Trade Insertion	No
0005	0005	0,000	56.234.558,000	9	-12.344.321,000	84449352	Trade Insertion	No
0005	0005	0,000	56.234.558,000	9	-12.344.321,000	84391975	Trade Insertion	No
0005	0005	0,000	56.234.558,000	9	-123.443.210,000	83710062	Trade Insertion	No
0005	0005	0,000	56.234.558,000	9	-123.443.210,000	75197615	Trade Insertion	No
0005	0005	0,000	56.234.558,000	9	-123.443.210,000	74998343	Trade Insertion	No
0005	0005	0,000	56.234.558,000	9	-123.443.210,000	74978417	Trade Insertion	No
0005	0005	0,000	56.234.558,000	9	-123.443.210,000	73930735	Trade Insertion	No
0005	0005	0,000	56.234.558,000	9	-123.443.210,000	73873205	Trade Insertion	No
0005	0005	0,000	56.234.558,000	9	-123.443.210,000	71193613	Trade Insertion	No

38 loaded rows of 62

The selected attribute will move to the right of the display.

The screenshot shows the same Euronext Clearing web interface, but the 'Account' column has been added to the table, positioned to the right of the 'French Registered' column. The 'Account' column contains values like 'House' and 'Client'.

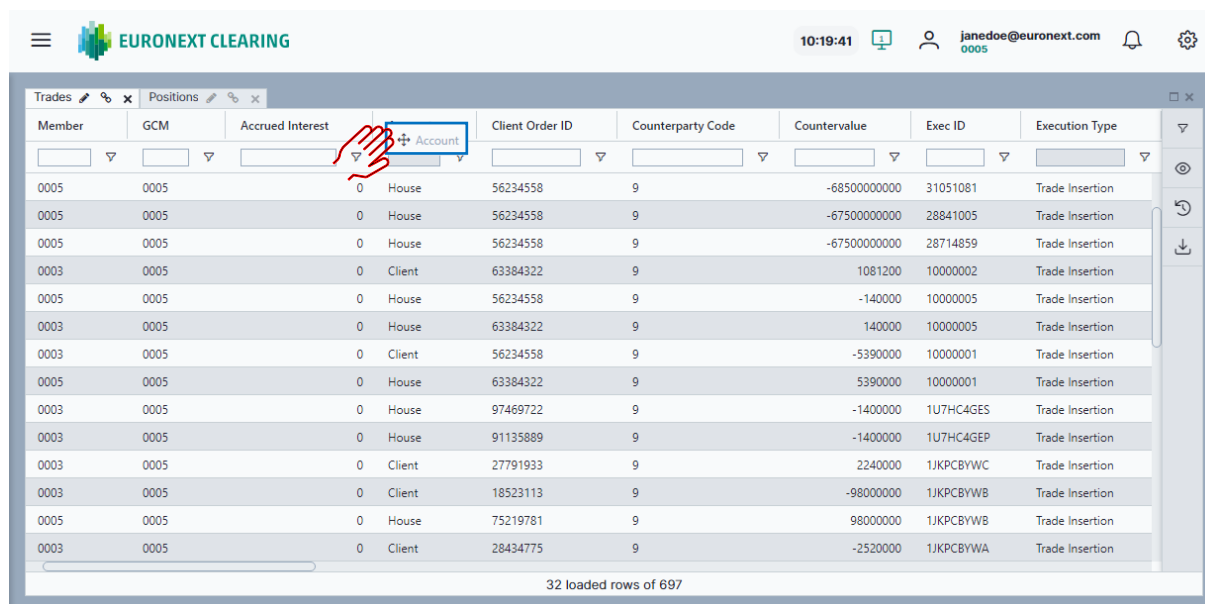
Member	GCM	Accrued Interest	Client Order ID	Counterparty Code	Countervalue	Exec ID	Execution Type	French Registered	Account
0005	0005	0,000	63.384.322,000	9	1.300.000.000,000	86105311	Trade Insertion	No	House
0003	0005	0,000	56.234.558,000	9	-91.000.000.000,000	85388875	Trade Insertion	No	Client
0005	0005	0,000	63.384.322,000	9	91.000.000.000,000	85388875	Trade Insertion	No	House
0003	0005	0,000	56.234.558,000	9	-91.000.000.000,000	85263523	Trade Insertion	No	Client
0005	0005	0,000	63.384.322,000	9	91.000.000.000,000	85263523	Trade Insertion	No	House
0005	0005	0,000	56.234.558,000	9	-123.443.210,000	85051438	Trade Insertion	No	House
0005	0005	0,000	56.234.558,000	9	-123.443.210,000	84867536	Trade Insertion	No	House
0005	0005	0,000	56.234.558,000	9	-12.344.321,000	84599134	Trade Insertion	No	House
0005	0005	0,000	56.234.558,000	9	-12.344.321,000	84449352	Trade Insertion	No	House
0005	0005	0,000	56.234.558,000	9	-12.344.321,000	84391975	Trade Insertion	No	House
0005	0005	0,000	56.234.558,000	9	-123.443.210,000	83710062	Trade Insertion	No	House
0005	0005	0,000	56.234.558,000	9	-123.443.210,000	75197615	Trade Insertion	No	House
0005	0005	0,000	56.234.558,000	9	-123.443.210,000	74998343	Trade Insertion	No	House
0005	0005	0,000	56.234.558,000	9	-123.443.210,000	74978417	Trade Insertion	No	House
0005	0005	0,000	56.234.558,000	9	-123.443.210,000	73930735	Trade Insertion	No	House
0005	0005	0,000	56.234.558,000	9	-123.443.210,000	73873205	Trade Insertion	No	House
0005	0005	0,000	56.234.558,000	9	-123.443.210,000	71193613	Trade Insertion	No	House

38 loaded rows of 62

"Dragged Pin"

You can pin an attribute by quickly dragging it along the row at the top of the list. When an attribute is "captured," it is displayed in a reduced form with arrows next to the attribute's name.

The chosen attribute is now ready to be dragged.

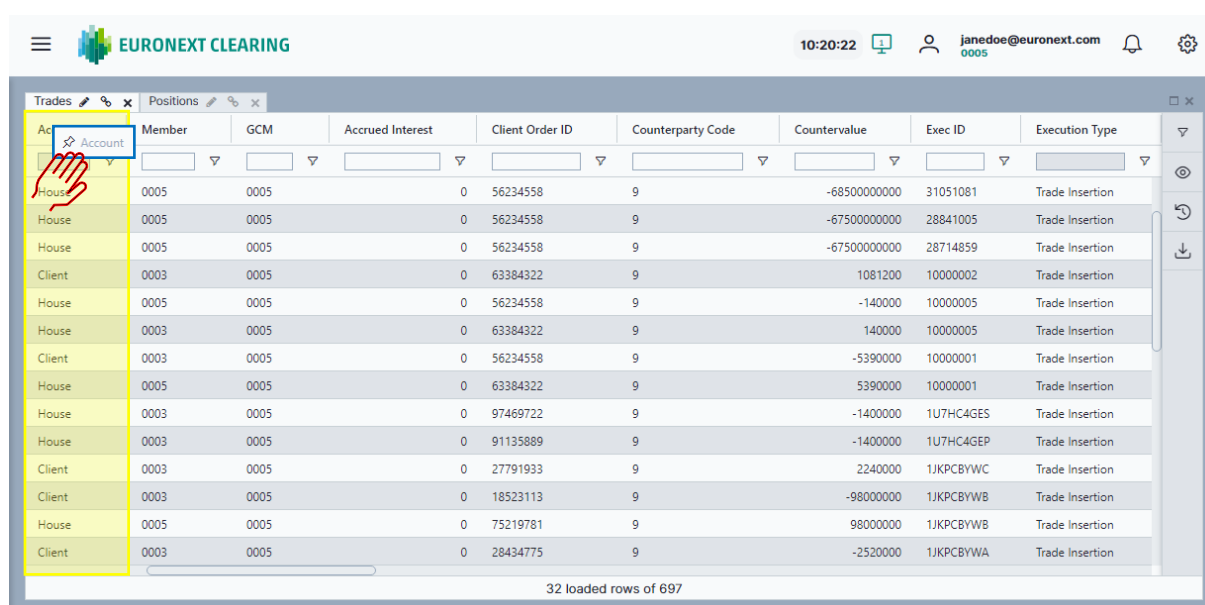


Member	GCM	Accrued Interest	Account	Client Order ID	Counterparty Code	Countervalue	Exec ID	Execution Type
0005	0005	0	House	56234558	9	-6850000000	31051081	Trade Insertion
0005	0005	0	House	56234558	9	-6750000000	28841005	Trade Insertion
0005	0005	0	House	56234558	9	-6750000000	28714859	Trade Insertion
0003	0005	0	Client	63384322	9	1081200	10000002	Trade Insertion
0005	0005	0	House	56234558	9	-140000	10000005	Trade Insertion
0003	0005	0	House	63384322	9	140000	10000005	Trade Insertion
0003	0005	0	Client	56234558	9	-5390000	10000001	Trade Insertion
0005	0005	0	House	63384322	9	5390000	10000001	Trade Insertion
0003	0005	0	House	97469722	9	-1400000	1U7HC4GES	Trade Insertion
0003	0005	0	House	91135889	9	-1400000	1U7HC4GEP	Trade Insertion
0003	0005	0	Client	27791933	9	2240000	1JKPCBYWC	Trade Insertion
0003	0005	0	Client	18523113	9	-98000000	1JKPCBYWB	Trade Insertion
0005	0005	0	House	75219781	9	98000000	1JKPCBYWB	Trade Insertion
0003	0005	0	Client	28434775	9	-2520000	1JKPCBYWA	Trade Insertion

32 loaded rows of 697

A pin icon appears next to the attribute's name once the selected attribute is dragged to the top of the list.

The displayed attribute is pinned to the left.



Account	Member	GCM	Accrued Interest	Client Order ID	Counterparty Code	Countervalue	Exec ID	Execution Type
House	0005	0005	0	56234558	9	-6850000000	31051081	Trade Insertion
House	0005	0005	0	56234558	9	-6750000000	28841005	Trade Insertion
House	0005	0005	0	56234558	9	-6750000000	28714859	Trade Insertion
Client	0003	0005	0	63384322	9	1081200	10000002	Trade Insertion
House	0005	0005	0	56234558	9	-140000	10000005	Trade Insertion
House	0003	0005	0	63384322	9	140000	10000005	Trade Insertion
Client	0003	0005	0	56234558	9	-5390000	10000001	Trade Insertion
House	0005	0005	0	63384322	9	5390000	10000001	Trade Insertion
House	0003	0005	0	97469722	9	-1400000	1U7HC4GES	Trade Insertion
House	0003	0005	0	91135889	9	-1400000	1U7HC4GEP	Trade Insertion
Client	0003	0005	0	27791933	9	2240000	1JKPCBYWC	Trade Insertion
Client	0003	0005	0	18523113	9	-98000000	1JKPCBYWB	Trade Insertion
House	0005	0005	0	75219781	9	98000000	1JKPCBYWB	Trade Insertion
Client	0003	0005	0	28434775	9	-2520000	1JKPCBYWA	Trade Insertion

32 loaded rows of 697

3.2.2 Size Columns Function

It is also possible to customise the display size of columns.

Either:

- Click the **Menu icon** and use the commands in the drop-down menu ("Autosize This Column"; "Autosize All Columns"; "Size Columns To Fit").



Or:

- Drag the borders** of the attributes in the frame manually to modify the column width.
- Use "Size Columns To Fit" to set the same width for each column.

The screenshot shows the Euronext Clearing web interface. A red box highlights the menu icon (three horizontal lines) in the top left corner. A red arrow points to the 'Size Columns To Fit' option in the drop-down menu. The table below shows 38 loaded rows of 73 columns.

Member	GCM	Accrued Interest	Account	Counterparty Code	Countervalue	Exchange Rate	Exec ID	Execution Type
0003	0005	0	Client		-91000000000	1	2000013	Trade Insertion
0005	0005	0	House		91000000000	1	2000013	Trade Insertion
0003	0005	0	Client		24000000000	1	3000003	Trade Insertion
0003	0005	0	Client		15200000000	1	5000003	Trade Insertion
0005	0005	0	House		13000000000	1	5000005	Trade Insertion
0003	0005	0	House		13199999200	1	7000013	Trade Insertion
0003	0005	0	Client	63384322	24000000000	1	66609237	Trade Insertion
0003	0005	0	Client	63384322	24000000000	1	66733898	Trade Insertion
0005	0005	0	House	56234558	-70000000000	1	67382042	Trade Insertion
0005	0005	0	House	56234558	-67500000000	1	67504145	Trade Insertion
0005	0005	0	House	56234558	-68500000000	1	67547221	Trade Insertion
0003	0005	0	House	63384322	148500000000	1	67590127	Trade Insertion
0005	0005	0	House	56234558	-12000000000	1	67634435	Trade Insertion
0003	0005	0	Client	56234558	-91000000000	1	67675024	Trade Insertion
0005	0005	0	House	63384322	91000000000	1	67675024	Trade Insertion
0003	0005	0	Client	63384322	98000000000	1	67719823	Trade Insertion
0003	0005	0	House	63384322	15495000000	1	67811467	Trade Insertion

The screenshot shows the Euronext Clearing web interface after the columns have been sized to fit. The table below shows 38 loaded rows of 73 columns.

Member	GCM	Accrued ...	Account	Client Or...	Counter...	Counter...	Exec ID	Executio...	French R...	Guarant...	ISIN	Main De...
0003	0005	0	Client	56234558	9	-91000000000	89335813	Trade Inserti...	No	True	FR00109106...	Euroclear Ba...
0005	0005	0	House	63384322	9	91000000000	89335813	Trade Inserti...	No	True	FR00109106...	Euroclear Ba...
0003	0005	0	Client	56234558	9	-91000000000	87212459	Trade Inserti...	No	True	FR00109106...	Euroclear Ba...
0005	0005	0	House	63384322	9	91000000000	87212459	Trade Inserti...	No	True	FR00109106...	Euroclear Ba...
0003	0005	0	Client	56234558	9	-91000000000	87086396	Trade Inserti...	No	True	FR00109106...	Euroclear Ba...
0005	0005	0	House	63384322	9	91000000000	87086396	Trade Inserti...	No	True	FR00109106...	Euroclear Ba...
0003	0005	0	Client	56234558	9	-91000000000	86345965	Trade Inserti...	No	True	FR00109106...	Euroclear Ba...
0005	0005	0	House	63384322	9	91000000000	86345965	Trade Inserti...	No	True	FR00109106...	Euroclear Ba...
0003	0005	0	Client	56234558	9	-91000000000	86284106	Trade Inserti...	No	True	FR00109106...	Euroclear Ba...
0005	0005	0	House	63384322	9	91000000000	86284106	Trade Inserti...	No	True	FR00109106...	Euroclear Ba...
0005	0005	0	House	63384322	9	13000000000	86162926	Trade Inserti...	No	True	ENXTCALXP...	Euroclear Ba...
0005	0005	0	House	63384322	9	13000000000	86105311	Trade Inserti...	No	True	ENXTCALXP...	Euroclear Ba...
0003	0005	0	Client	56234558	9	-91000000000	85388875	Trade Inserti...	No	True	FR00109106...	Euroclear Ba...
0005	0005	0	House	63384322	9	91000000000	85388875	Trade Inserti...	No	True	FR00109106...	Euroclear Ba...
0003	0005	0	Client	56234558	9	-91000000000	85263523	Trade Inserti...	No	True	FR00109106...	Euroclear Ba...
0005	0005	0	House	63384322	9	91000000000	85263523	Trade Inserti...	No	True	FR00109106...	Euroclear Ba...
0005	0005	0	House	56234558	9	-123443210	85051438	Trade Inserti...	No	True	ENXTCXAM...	Euroclear N...

- Use "Autosize This Column" to automatically set the width of the column to fit the name of the chosen attribute.

The screenshot shows the Euronext Clearing web interface. At the top, there is a header with the Euronext Clearing logo, a search bar, and user information (16:59:02, janedoe@euronext.com). Below the header, there are tabs for 'Trades' and 'Positions'. The main area displays a table with columns: Member, GCM, Accrued..., Account, Client Or..., Counter..., Counter..., French R..., Guarant..., ISIN, and Main De... A red box highlights the 'Counter...' column header, and a red arrow points to the 'Autosize This Column' option in the context menu that appears when clicking the column header. The table contains 38 rows of data, and the status bar at the bottom indicates '38 loaded rows of 73'.

The screenshot shows the Euronext Clearing web interface after the 'Autosize This Column' action has been performed. The 'Counter...' column is now wider, displaying the full values of the 'Counter...' column. The table contains 38 rows of data, and the status bar at the bottom indicates '38 loaded rows of 73'.

- Use “Autosize All Columns” to automatically set the width of all columns to fit all the attribute names.

The screenshot shows the Euronext Clearing web interface at 16:54:45. The user is logged in as janedoe@euronext.com. The interface displays a table with columns: Member, GCM, Accrued Interest, Account, Counterparty Code, Countervalue, Exchange Rate, Exec ID, and Execution Type. A context menu is open over the table, showing options: Pin Column, Autosize This Column, Autosize All Columns (highlighted in blue), Size Columns To Fit, and Reset Columns. A red arrow points to the 'Autosize All Columns' option. The table shows 38 loaded rows of 73.

The screenshot shows the Euronext Clearing web interface at 17:08:48. The user is logged in as janedoe@euronext.com. The table now includes an additional column, 'Client Order ID', and the 'French Registered Security' column. The columns are now properly sized to fit the content. The table shows 38 loaded rows of 73.

- Use "Reset Columns" to reset the columns to their default settings.

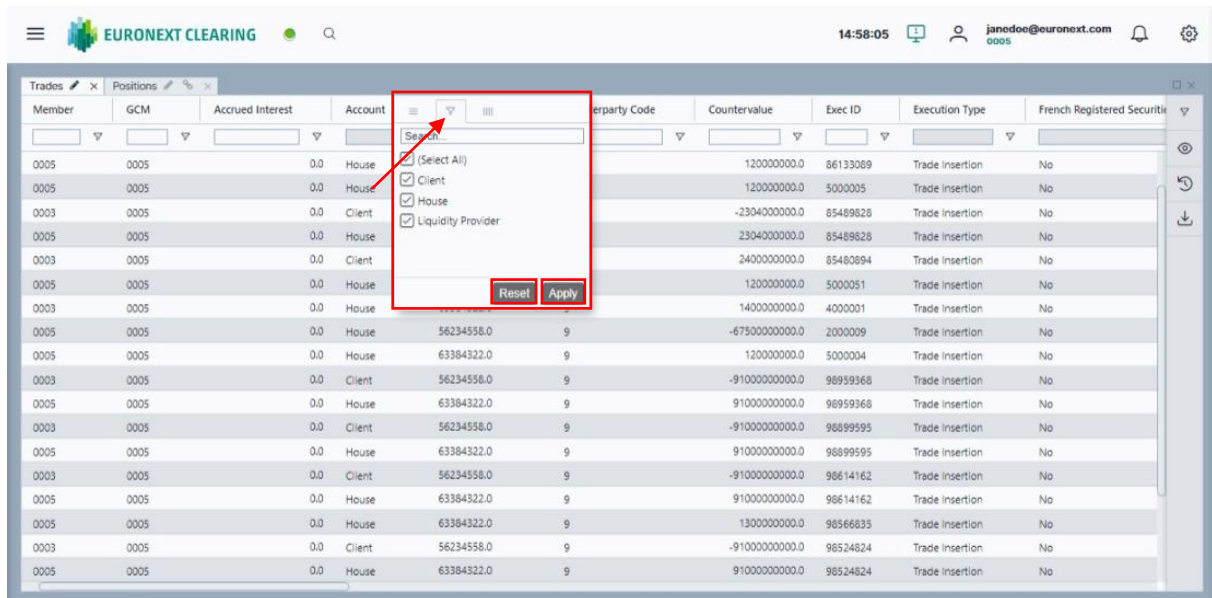
The screenshot displays the Euronext Clearing Web Interface. At the top, the header includes the Euronext Clearing logo, a search bar, the time 16:56:39, a user profile for janedoe@euronext.com, and a notification bell. Below the header, there are tabs for 'Trades' and 'Positions'. The main area contains a table with columns: Member, GCM, Accrued Interest, Account, Counterparty Code, Countervalue, Exec ID, Execution Type, and French Registered Securities. A context menu is open over the 'Account' column, showing options: Pin Column, Autosize This Column, Autosize All Columns, Size Columns To Fit, and Reset Columns (highlighted in blue). A red arrow points to the 'Reset Columns' option. The table shows 38 loaded rows of 73.

Member	GCM	Accrued Interest	Account	Counterparty Code	Countervalue	Exec ID	Execution Type	French Registered Securities
0003	0005	0	Client		-91000000000	89335813	Trade Insertion	No
0005	0005	0	House		91000000000	89335813	Trade Insertion	No
0003	0005	0	Client		-91000000000	87212459	Trade Insertion	No
0005	0005	0	House		91000000000	87212459	Trade Insertion	No
0003	0005	0	Client		-91000000000	87086396	Trade Insertion	No
0005	0005	0	House		91000000000	87086396	Trade Insertion	No
0003	0005	0	Client	56234558	-91000000000	86345965	Trade Insertion	No
0005	0005	0	House	63384322	91000000000	86345965	Trade Insertion	No
0003	0005	0	Client	56234558	-91000000000	86284106	Trade Insertion	No
0005	0005	0	House	63384322	91000000000	86284106	Trade Insertion	No
0005	0005	0	House	63384322	13000000000	86182926	Trade Insertion	No
0005	0005	0	House	63384322	13000000000	86105311	Trade Insertion	No
0003	0005	0	Client	56234558	-91000000000	85388875	Trade Insertion	No
0005	0005	0	House	63384322	91000000000	85388875	Trade Insertion	No
0003	0005	0	Client	56234558	-91000000000	85263523	Trade Insertion	No
0005	0005	0	House	63384322	91000000000	85263523	Trade Insertion	No
0005	0005	0	House	56234558	-123443210	85051438	Trade Insertion	No

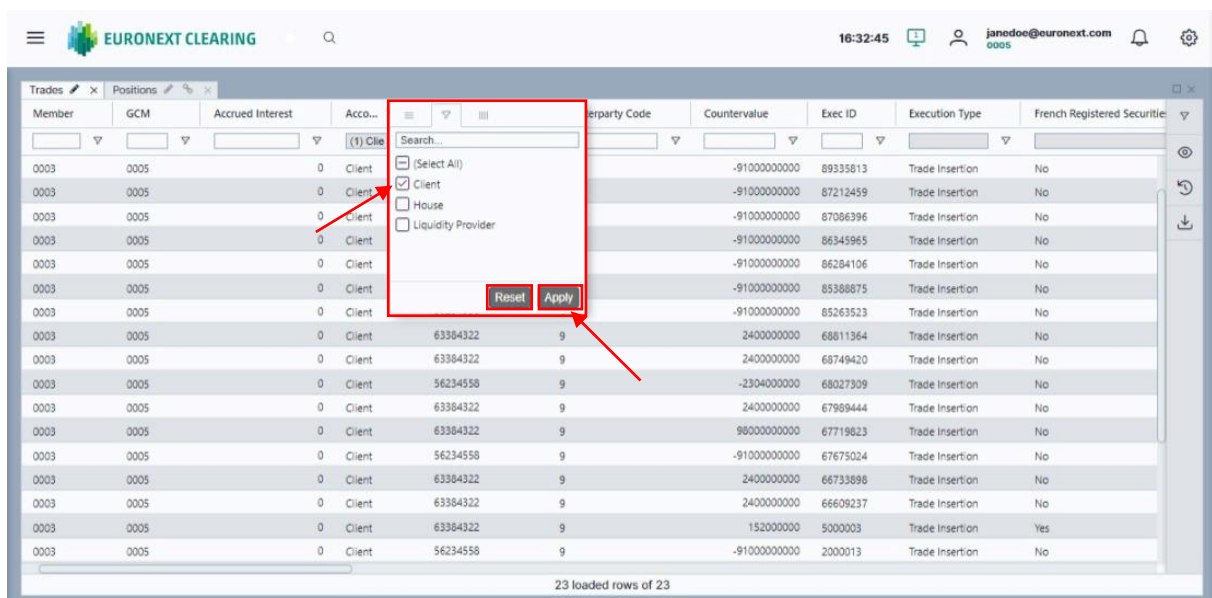
38 loaded rows of 73

3.2.3 Filter Data Function

Use the funnel-shaped **filter icon** to filter the attributes by data.



- Use the search bar to search directly for a data attribute, and flag or unflag the element to show or hide it.
- To end the filtering operation, click on "Apply" to confirm the search or "Reset" to return to the default display.



16:33:02 janedoe@euronext.com 0005

Member	GCM	Accrued Interest	Acco...	Client Order ID	Counterparty Code	Countervalue	Exec ID	Execution Type	French Registered Securities
0003	0005	0	Client	56234558	9	-9100000000	89335813	Trade Insertion	No
0003	0005	0	Client	56234558	9	-9100000000	87212459	Trade Insertion	No
0003	0005	0	Client	56234558	9	-9100000000	87066396	Trade Insertion	No
0003	0005	0	Client	56234558	9	-9100000000	86345965	Trade Insertion	No
0003	0005	0	Client	56234558	9	-9100000000	86284106	Trade Insertion	No
0003	0005	0	Client	56234558	9	-9100000000	85388875	Trade Insertion	No
0003	0005	0	Client	56234558	9	-9100000000	85263523	Trade Insertion	No
0003	0005	0	Client	63384322	9	2400000000	68811364	Trade Insertion	No
0003	0005	0	Client	63384322	9	2400000000	68749420	Trade Insertion	No
0003	0005	0	Client	56234558	9	-2304000000	68027309	Trade Insertion	No
0003	0005	0	Client	63384322	9	2400000000	67989444	Trade Insertion	No
0003	0005	0	Client	63384322	9	9800000000	67719823	Trade Insertion	No
0003	0005	0	Client	56234558	9	-9100000000	67675024	Trade Insertion	No
0003	0005	0	Client	63384322	9	2400000000	66733898	Trade Insertion	No
0003	0005	0	Client	63384322	9	2400000000	66609237	Trade Insertion	No
0003	0005	0	Client	63384322	9	1520000000	5000003	Trade Insertion	Yes
0003	0005	0	Client	56234558	9	-9100000000	2000013	Trade Insertion	No

23 loaded rows of 23

You can also use attributes to filter data according to a predefined factor. Note that there are small differences between attributes. See below some examples of using a predefined factor to filter data.²

15:27:31 janedoe@euronext.com 0005

Member	GCM	Accrued Interest	Account	Client Order ID	Counterparty Code	Countervalue	Exec ID	Execution Type	French Registered Securities
0003	0005	0	House	56234558	9	-140000			No
0005	0005	0	House	56234558	9	-49542000			No
0003	0005	0	Client	63384322	9	49542000			No
0005	0005	0	House	63384322	9	120000			No
0003	0005	0	House	63384322	9	140000			No
0003	0005	0	House	63384322	9	700000			No
0003	0005	0	House	63384322	9	15495000			No
0003	0005	0	Client	56234558	9	-2304000			No
0005	0005	0	House	63384322	9	2304000000	99928059	Trade Insertion	No
0005	0005	0	House	63384322	9	1800000000	99928060	Trade Insertion	Yes
0005	0005	0	House	56234558	9	-67500000000	99928062	Trade Insertion	No
0003	0005	0	Client	56234558	9	-91000000000	99928063	Trade Insertion	No
0005	0005	0	House	63384322	9	91000000000	99928063	Trade Insertion	No
0005	0005	0	House	63384322	9	1200000000	99928047	Trade Insertion	No
0003	0005	0	House	63384322	9	1400000000	99928049	Trade Insertion	No
0003	0005	0	House	56234558	9	-1400000000	99928050	Trade Insertion	No
0005	0005	0	House	56234558	9	-49542000000	99928051	Trade Insertion	No

38 loaded rows of 178

² This section may be subject to further updates.

15:14:10 janodoe@euronext.com 0005

Trades Positions

Member	GCM	Accrued Interest	Account	Client Order ID	Counterparty Code	Countervalue		French Registered Security
0003	0005	0	House	56234558	9	-1400000000	Equals	No
0005	0005	0	House	56234558	9	-495420000000	Filter...	No
0003	0005	0	Client	63384322	9	495420000000	Reset	No
0005	0005	0	House	63384322	9	1200000000	Apply	No
0003	0005	0	House	63384322	9	1400000000		No
0003	0005	0	House	63384322	9	7000000000		No
0003	0005	0	House	63384322	9	154950000000		No
0003	0005	0	Client	56234558	9	-23040000000		No
0005	0005	0	House	63384322	9	23040000000		No
0005	0005	0	House	63384322	9	1800000000		Yes
0005	0005	0	House	56234558	9	-675000000000		No
0003	0005	0	Client	56234558	9	-910000000000		No
0005	0005	0	House	63384322	9	910000000000		No
0005	0005	0	House	63384322	9	1200000000		No
0003	0005	0	House	63384322	9	1400000000		No
0003	0005	0	House	56234558	9	-14000000000		No
0005	0005	0	House	56234558	9	-495420000000		No

38 loaded rows of 178

15:14:34 janodoe@euronext.com 0005

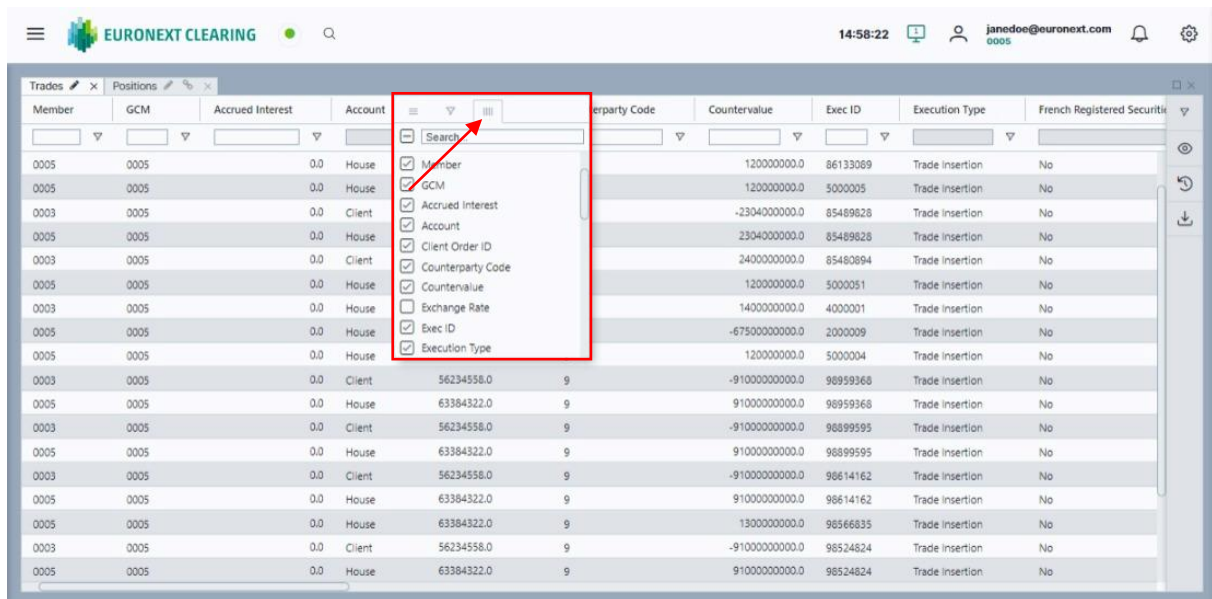
Trades Positions

Member	GCM	Accrued Interest	Account	Client Order ID	Counterparty Code	Countervalue		French Registered Security
0003	0005	0	House	56234558	9	-1400000000	In range	No
0005	0005	0	House	56234558	9	-495420000000	From	No
0003	0005	0	Client	63384322	9	495420000000	To	No
0005	0005	0	House	63384322	9	1200000000	Reset	No
0003	0005	0	House	63384322	9	1400000000	Apply	No
0003	0005	0	House	63384322	9	7000000000		No
0003	0005	0	House	63384322	9	154950000000		No
0003	0005	0	Client	56234558	9	-23040000000		No
0005	0005	0	House	63384322	9	23040000000		No
0005	0005	0	House	63384322	9	1800000000		Yes
0005	0005	0	House	56234558	9	-675000000000		No
0003	0005	0	Client	56234558	9	-910000000000		No
0005	0005	0	House	63384322	9	910000000000		No
0005	0005	0	House	63384322	9	1200000000		No
0003	0005	0	House	63384322	9	1400000000		No
0003	0005	0	House	56234558	9	-14000000000		No
0005	0005	0	House	56234558	9	-495420000000		No

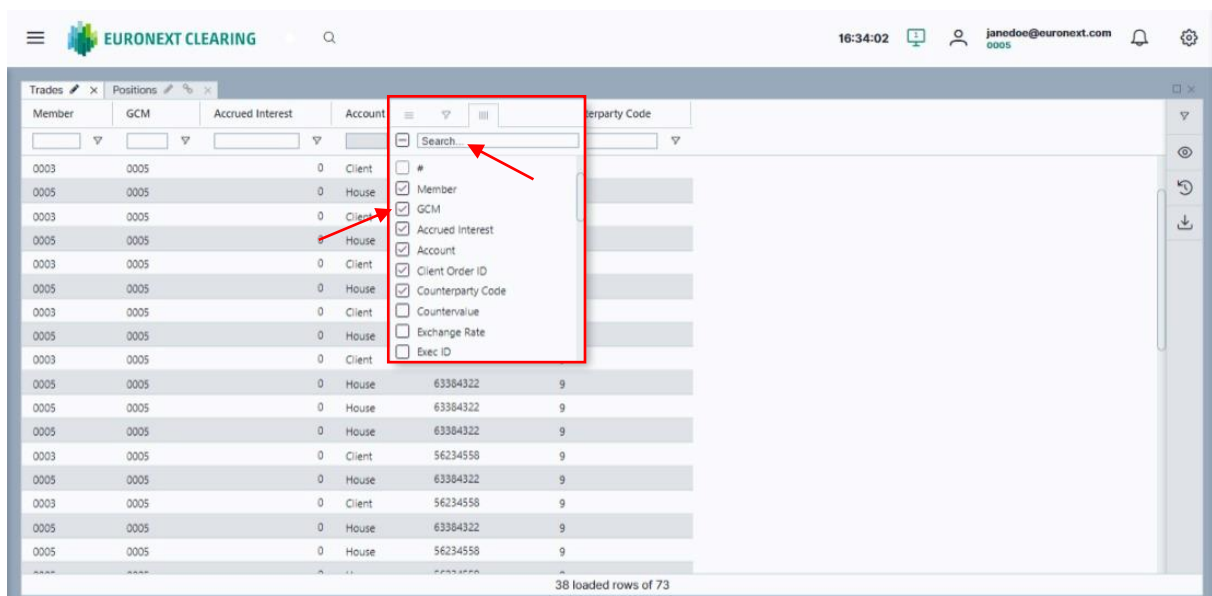
38 loaded rows of 178

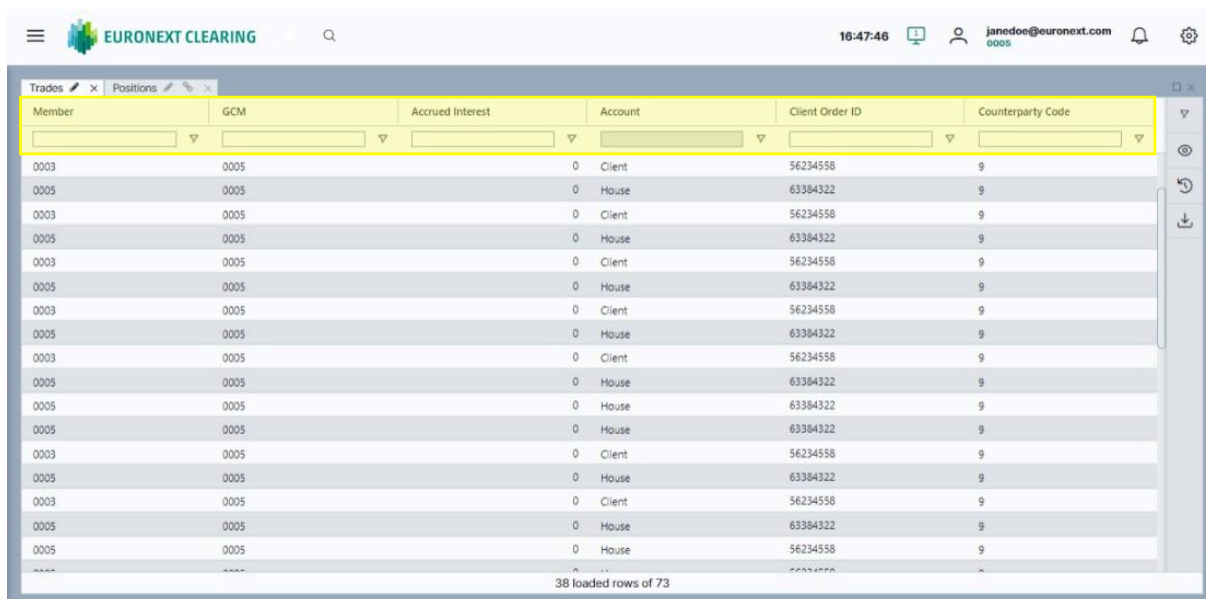
3.2.4 Filter Columns Function

Use the **Filter Columns icon** (four vertical lines) to change the visible attributes of the reference widget.



- Show or hide the attributes by flagging them in the drop-down menu.
- Search for a specific attribute via the search bar or simply by scrolling through the list below.



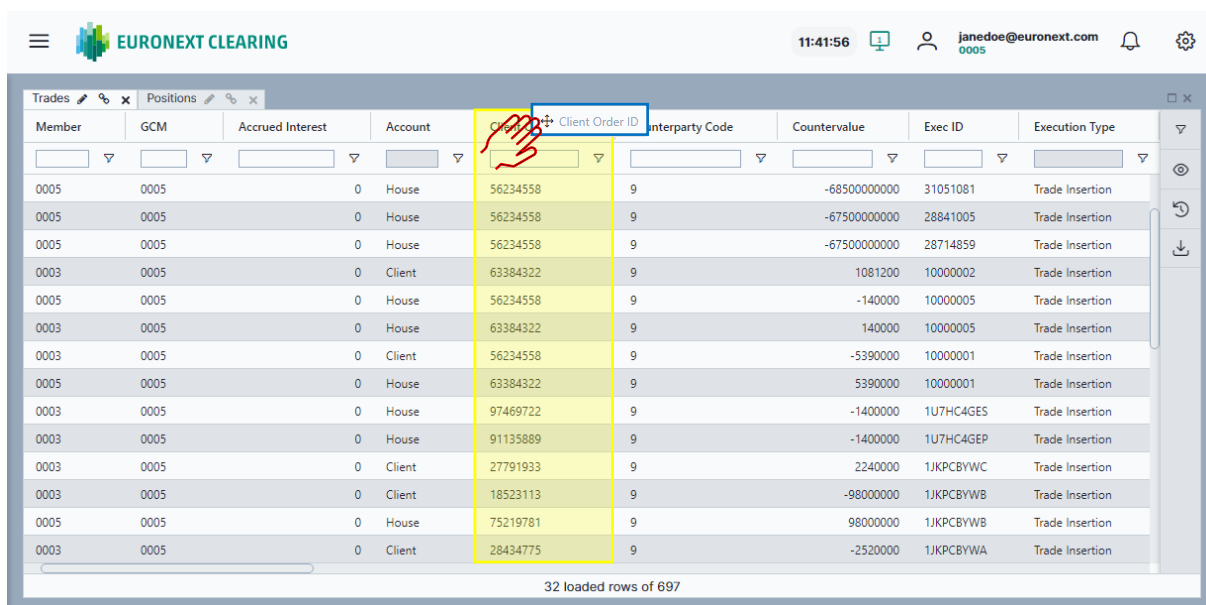


Member	GCM	Accrued Interest	Account	Client Order ID	Counterparty Code
0003	0005	0	Client	56234558	9
0005	0005	0	House	63384322	9
0003	0005	0	Client	56234558	9
0005	0005	0	House	63384322	9
0003	0005	0	Client	56234558	9
0005	0005	0	House	63384322	9
0003	0005	0	Client	56234558	9
0005	0005	0	House	63384322	9
0003	0005	0	Client	56234558	9
0005	0005	0	House	63384322	9
0005	0005	0	House	63384322	9
0005	0005	0	House	63384322	9
0003	0005	0	Client	56234558	9
0005	0005	0	House	63384322	9
0003	0005	0	Client	56234558	9
0005	0005	0	House	63384322	9
0005	0005	0	House	63384322	9
0005	0005	0	House	63384322	9
0003	0005	0	Client	56234558	9
0005	0005	0	House	63384322	9
0005	0005	0	House	63384322	9

38 loaded rows of 73

Another quick function for changing the reference widget's visible attributes.

- Select and drag the attribute to be hidden. When an attribute is "captured", it is displayed in a reduced form with arrows next to the title.



Member	GCM	Accrued Interest	Account	Client Order ID	Counterparty Code	Countervalue	Exec ID	Execution Type
0005	0005	0	House	56234558	9	-6850000000	31051081	Trade Insertion
0005	0005	0	House	56234558	9	-6750000000	28841005	Trade Insertion
0005	0005	0	House	56234558	9	-6750000000	28714859	Trade Insertion
0003	0005	0	Client	63384322	9	1081200	10000002	Trade Insertion
0005	0005	0	House	56234558	9	-140000	10000005	Trade Insertion
0003	0005	0	House	63384322	9	140000	10000005	Trade Insertion
0003	0005	0	Client	56234558	9	-5390000	10000001	Trade Insertion
0005	0005	0	House	63384322	9	5390000	10000001	Trade Insertion
0003	0005	0	House	97469722	9	-1400000	1U7HC4GES	Trade Insertion
0003	0005	0	House	91135889	9	-1400000	1U7HC4GEP	Trade Insertion
0003	0005	0	Client	27791933	9	2240000	1JKPCBYWC	Trade Insertion
0003	0005	0	Client	18523113	9	-98000000	1JKPCBYWB	Trade Insertion
0005	0005	0	House	75219781	9	98000000	1JKPCBYWB	Trade Insertion
0003	0005	0	Client	28434775	9	-2520000	1JKPCBYWA	Trade Insertion

32 loaded rows of 697

- When the selected attribute is dragged out of the frame, a different icon appears next to the attribute's name, and the attribute column disappears from the screen.

11:42:41 janedoe@euronext.com 0005

Member	GCM	Accrued Interest	Account	Counterparty Code	Countervalue	Exec ID	Execution Type	French Registered Security
0005	0005	0	House	9	-6850000000	31051081	Trade Insertion	No
0005	0005	0	House	9	-6750000000	28841005	Trade Insertion	No
0005	0005	0	House	9	-6750000000	28714859	Trade Insertion	No
0003	0005	0	Client	9	1081200	10000002	Trade Insertion	No
0005	0005	0	House	9	-140000	10000005	Trade Insertion	No
0003	0005	0	House	9	140000	10000005	Trade Insertion	No
0003	0005	0	Client	9	-5390000	10000001	Trade Insertion	No
0005	0005	0	House	9	5390000	10000001	Trade Insertion	No
0003	0005	0	House	9	-1400000	1U7HC4GES	Trade Insertion	No
0003	0005	0	House	9	-1400000	1U7HC4GEP	Trade Insertion	No
0003	0005	0	Client	9	2240000	1JKPCBYWC	Trade Insertion	No
0003	0005	0	Client	9	-98000000	1JKPCBYWB	Trade Insertion	No
0005	0005	0	House	9	98000000	1JKPCBYWB	Trade Insertion	No
0003	0005	0	Client	9	-2520000	1JKPCBYWA	Trade Insertion	No

32 loaded rows of 697

Most of the widget attributes have two further functions present in the dropdown menu: the **search bar** and the **filter**.

These have been placed below the attribute names to improve the usability of the content.

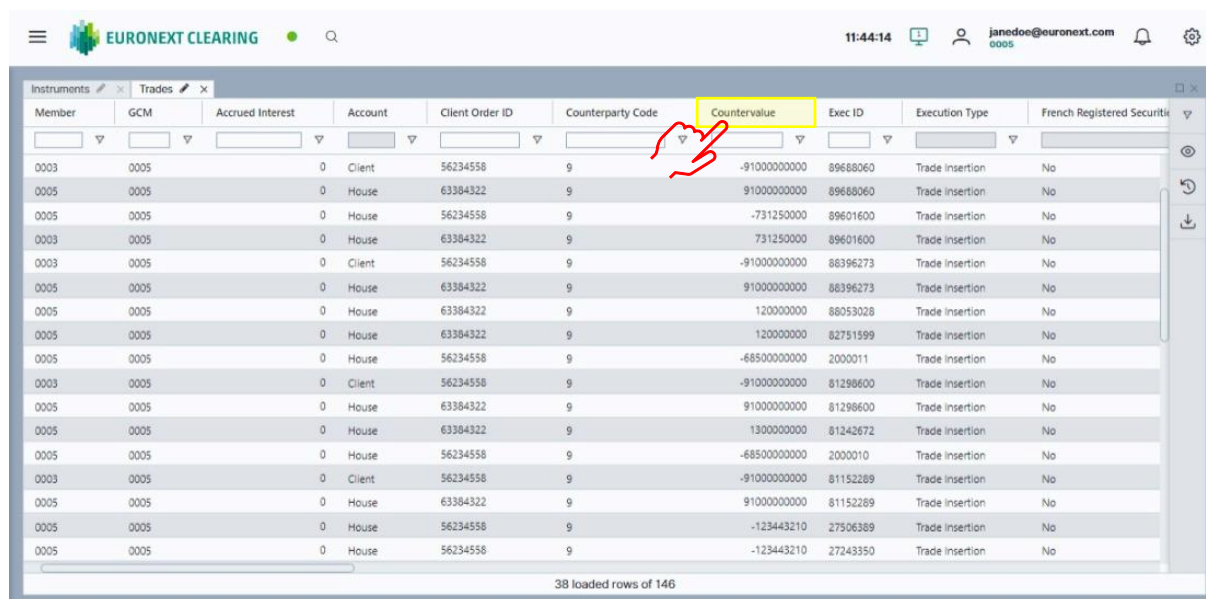
14:58:55 janedoe@euronext.com 0005

Member	GCM	Accrued Interest	Account	Client Order ID	Counterparty Code	Countervalue	Exec ID	Execution Type	French Registered Security
0005	0005	0.0	House			120000000.0	86133089	Trade Insertion	No
0005	0005	0.0	House			120000000.0	5000005	Trade Insertion	No
0003	0005	0.0	Client			-2304000000.0	85489828	Trade Insertion	No
0003	0005	0.0	House			2304000000.0	85489828	Trade Insertion	No
0003	0005	0.0	Client			2400000000.0	85480894	Trade Insertion	No
0005	0005	0.0	House			120000000.0	5000051	Trade Insertion	No
0003	0005	0.0	House			1400000000.0	4000001	Trade Insertion	No
0005	0005	0.0	House			-67500000000.0	2000009	Trade Insertion	No
0005	0005	0.0	House	63384322.0	9	120000000.0	5000004	Trade Insertion	No
0003	0005	0.0	Client	56234558.0	9	-91000000000.0	9899368	Trade Insertion	No
0005	0005	0.0	House	63384322.0	9	91000000000.0	9899368	Trade Insertion	No
0003	0005	0.0	Client	56234558.0	9	-91000000000.0	98899595	Trade Insertion	No
0005	0005	0.0	House	63384322.0	9	91000000000.0	98899595	Trade Insertion	No
0003	0005	0.0	Client	56234558.0	9	-91000000000.0	98614162	Trade Insertion	No
0005	0005	0.0	House	63384322.0	9	91000000000.0	98614162	Trade Insertion	No
0005	0005	0.0	House	63384322.0	9	13000000000.0	98566835	Trade Insertion	No
0003	0005	0.0	Client	56234558.0	9	-91000000000.0	98524824	Trade Insertion	No
0005	0005	0.0	House	63384322.0	9	91000000000.0	98524824	Trade Insertion	No

3.2.5 Ascending and Descending Data Order

You can quickly sort the data rows where there is a numeric value with an ascending or descending order, or where there is a non-numeric value with an alphabetical order.

- Double-click on the name of the attribute you want to reorder.

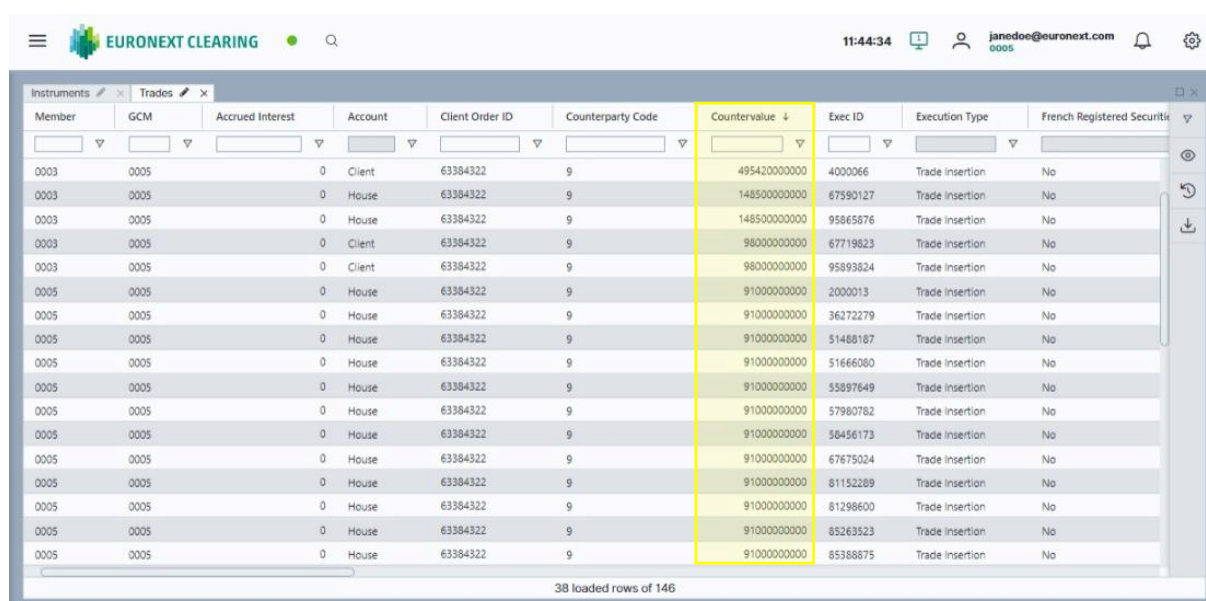


The screenshot shows the Euronext Clearing web interface with a table of trade data. The table has columns: Member, GCM, Accrued Interest, Account, Client Order ID, Counterparty Code, Countervalue, Exec ID, Execution Type, and French Registered Securities. The 'Countervalue' column header is highlighted in yellow, and a red double-click icon is shown over it, indicating the action to sort the data.

Member	GCM	Accrued Interest	Account	Client Order ID	Counterparty Code	Countervalue	Exec ID	Execution Type	French Registered Securities
0003	0005	0	Client	56234558	9	-9100000000	89688060	Trade Insertion	No
0005	0005	0	House	63384322	9	9100000000	89688060	Trade Insertion	No
0005	0005	0	House	56234558	9	-731250000	89601600	Trade Insertion	No
0003	0005	0	House	63384322	9	731250000	89601600	Trade Insertion	No
0003	0005	0	Client	56234558	9	-9100000000	86396273	Trade Insertion	No
0005	0005	0	House	63384322	9	9100000000	86396273	Trade Insertion	No
0005	0005	0	House	63384322	9	120000000	88053028	Trade Insertion	No
0005	0005	0	House	63384322	9	120000000	82751599	Trade Insertion	No
0005	0005	0	House	56234558	9	-6850000000	2000011	Trade Insertion	No
0003	0005	0	Client	56234558	9	-9100000000	81298600	Trade Insertion	No
0005	0005	0	House	63384322	9	9100000000	81298600	Trade Insertion	No
0005	0005	0	House	63384322	9	1300000000	81242672	Trade Insertion	No
0005	0005	0	House	56234558	9	-6850000000	2000010	Trade Insertion	No
0003	0005	0	Client	56234558	9	-9100000000	81152289	Trade Insertion	No
0005	0005	0	House	63384322	9	9100000000	81152289	Trade Insertion	No
0005	0005	0	House	56234558	9	-123443210	27506389	Trade Insertion	No
0005	0005	0	House	56234558	9	-123443210	27243350	Trade Insertion	No

38 loaded rows of 146

For numeric value, click on the title to change the order of the data (descending or ascending).



The screenshot shows the Euronext Clearing web interface with the same table of trade data, but now sorted by 'Countervalue' in descending order. The 'Countervalue' column header is highlighted in yellow and shows a downward arrow, indicating descending sort. The data rows are reordered based on this value.

Member	GCM	Accrued Interest	Account	Client Order ID	Counterparty Code	Countervalue	Exec ID	Execution Type	French Registered Securities
0003	0005	0	Client	63384322	9	49542000000	4000066	Trade Insertion	No
0003	0005	0	House	63384322	9	14850000000	67590127	Trade Insertion	No
0003	0005	0	House	63384322	9	14850000000	95865876	Trade Insertion	No
0003	0005	0	Client	63384322	9	98000000000	67719823	Trade Insertion	No
0003	0005	0	Client	63384322	9	98000000000	95893824	Trade Insertion	No
0005	0005	0	House	63384322	9	91000000000	2000013	Trade Insertion	No
0005	0005	0	House	63384322	9	91000000000	36272279	Trade Insertion	No
0005	0005	0	House	63384322	9	91000000000	51488187	Trade Insertion	No
0005	0005	0	House	63384322	9	91000000000	51666080	Trade Insertion	No
0005	0005	0	House	63384322	9	91000000000	55897649	Trade Insertion	No
0005	0005	0	House	63384322	9	91000000000	57980782	Trade Insertion	No
0005	0005	0	House	63384322	9	91000000000	58456173	Trade Insertion	No
0005	0005	0	House	63384322	9	91000000000	67675024	Trade Insertion	No
0005	0005	0	House	63384322	9	91000000000	81152289	Trade Insertion	No
0005	0005	0	House	63384322	9	91000000000	81298600	Trade Insertion	No
0005	0005	0	House	63384322	9	91000000000	85263523	Trade Insertion	No
0005	0005	0	House	63384322	9	91000000000	85388875	Trade Insertion	No

38 loaded rows of 146

EURONEXT CLEARING

11:44:48 janedoe@euronext.com 0005

Instruments Trades

Member	GCM	Accrued Interest	Account	Client Order ID	Counterparty Code	Countervalue ↑	Exec ID	Execution Type	French Registered Securities
0005	0005	0	House	56234558	9	-49542000000	4000066	Trade Insertion	No
0003	0005	0	Client	56234558	9	-91000000000	2000013	Trade Insertion	No
0003	0005	0	Client	56234558	9	-91000000000	51488187	Trade Insertion	No
0003	0005	0	Client	56234558	9	-91000000000	31666080	Trade Insertion	No
0003	0005	0	Client	56234558	9	-91000000000	55897649	Trade Insertion	No
0003	0005	0	Client	56234558	9	-91000000000	57980782	Trade Insertion	No
0003	0005	0	Client	56234558	9	-91000000000	58456173	Trade Insertion	No
0003	0005	0	Client	56234558	9	-91000000000	67675024	Trade Insertion	No
0003	0005	0	Client	56234558	9	-91000000000	81152289	Trade Insertion	No
0003	0005	0	Client	56234558	9	-91000000000	81298600	Trade Insertion	No
0003	0005	0	Client	56234558	9	-91000000000	85263523	Trade Insertion	No
0003	0005	0	Client	56234558	9	-91000000000	85388875	Trade Insertion	No
0003	0005	0	Client	56234558	9	-91000000000	86284106	Trade Insertion	No
0003	0005	0	Client	56234558	9	-91000000000	86345965	Trade Insertion	No
0003	0005	0	Client	56234558	9	-91000000000	87086396	Trade Insertion	No
0003	0005	0	Client	56234558	9	-91000000000	87212459	Trade Insertion	No
0003	0005	0	Client	56234558	9	-91000000000	88396273	Trade Insertion	No

38 loaded rows of 146

For descriptive text, click the arrow next to the title to change the order of the data (alphabetical order a-z or z-a).

EURONEXT CLEARING

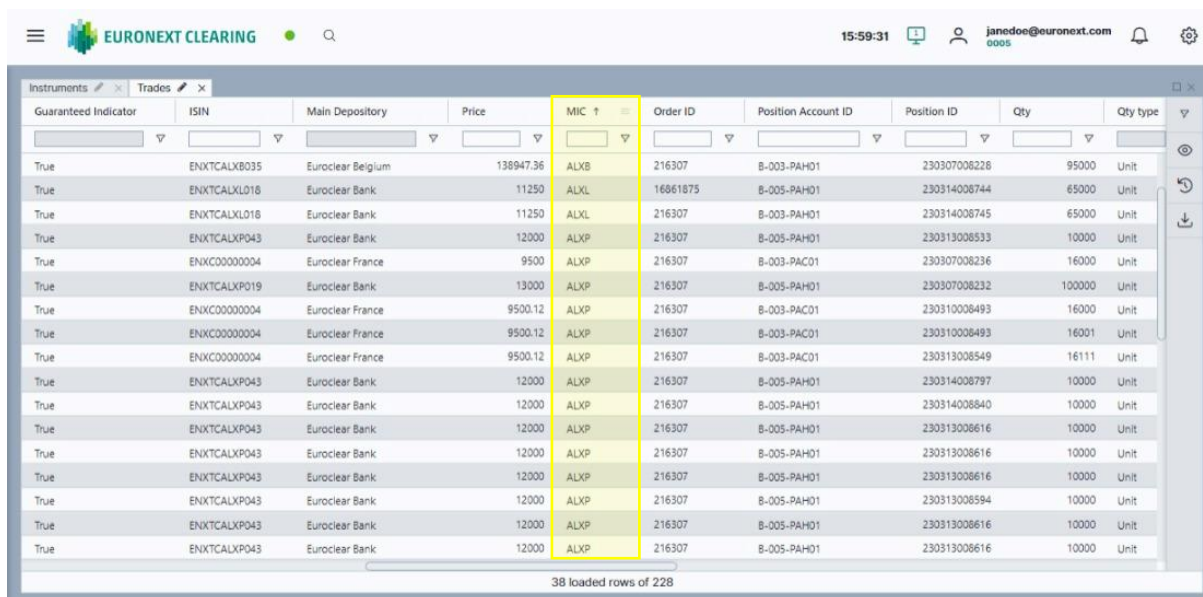
15:52:40 janedoe@euronext.com 0005

Instruments Trades

Guaranteed Indicator	ISIN	Main Depository	Price	MIC	Order ID	Position Account ID	Position ID	Qty	Qty type
True	ENXTCKLUS008	Euronext Securities Porto	140000	XLIS	16861875	B-003-PAH01	230314008804	10000	Unit
True	FR0010910646	Euroclear Bank	718000	XPAR	16861875	B-005-PAH01	230314008806	690000	Unit
True	FR0010910646	Euroclear Bank	718000	XPAR	216307	B-003-PAC01	230314008807	690000	Unit
True	ENXTCALXP043	Euroclear Bank	12000	ALXP	216307	B-005-PAH01	230314008797	10000	Unit
True	ENXTCKLUS008	Euronext Securities Porto	140000	XLIS	216307	B-003-PAH01	230314008803	10000	Unit
True	DE000CIMS0KU1	Euroclear Belgium	14000	XBRU	216307	B-003-PAH01	230314008818	500000	Unit
True	ENXTCKAMS011	Euroclear Nederland	154950	XAMS	216307	B-003-PAH01	230314008814	100000	Unit
True	FR0010910646	Euroclear Bank	128000	XPAR	16861875	B-003-PAC01	230314008810	18000	Unit
True	FR0010910646	Euroclear Bank	128000	XPAR	216307	B-005-PAH01	230314008811	18000	Unit
True	ENKCC0000004	Euroclear France	18000	XMLI	216307	B-005-PAH01	230314008816	100000	Unit
True	ENXTCKAMS003	Euroclear Nederland	135000	XAMS	16861875	B-005-PAH01	230314008808	500000	Unit
True	FR0010910646	Euroclear Bank	130000	XPAR	16861875	B-003-PAC01	230314008810	700000	Unit
True	FR0010910646	Euroclear Bank	130000	XPAR	216307	B-005-PAH01	230314008811	700000	Unit
True	ENXTCALXP043	Euroclear Bank	12000	ALXP	216307	B-005-PAH01	230314008797	10000	Unit
True	ENXTCKLUS008	Euronext Securities Porto	140000	XLIS	216307	B-003-PAH01	230314008803	10000	Unit
True	ENXTCKLUS008	Euronext Securities Porto	140000	XLIS	16861875	B-003-PAH01	230314008804	10000	Unit
True	FR0010910646	Euroclear Bank	718000	XPAR	16861875	B-005-PAH01	230314008806	690000	Unit

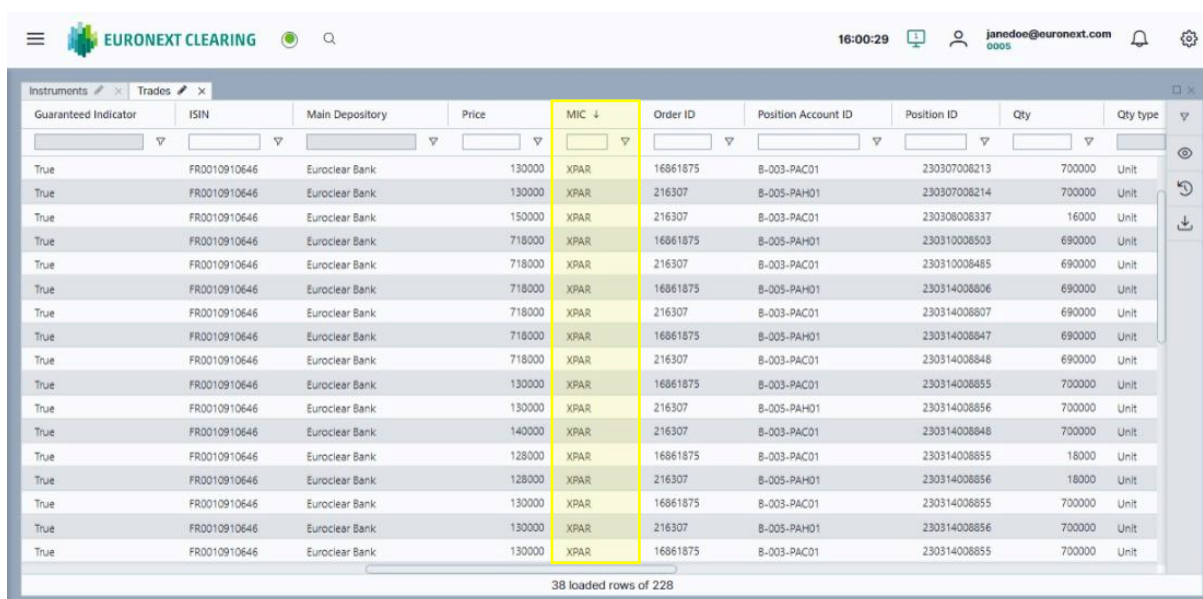
38 loaded rows of 178

Examples of alphabetically ordered data:



The screenshot shows the Euronext Clearing web interface at 15:59:31. The 'Instruments' tab is active, and the table is sorted by MIC in ascending order. The MIC column is highlighted in yellow, showing values ALXB, ALXL, and ALXP. The table displays 38 loaded rows of 228 total rows.

Guaranteed Indicator	ISIN	Main Depository	Price	MIC	Order ID	Position Account ID	Position ID	Qty	Qty type
True	ENXTCALXB035	Euroclear Belgium	138947.36	ALXB	216307	B-003-PAH01	230307008228	95000	Unit
True	ENXTCALXL018	Euroclear Bank	11250	ALXL	16861875	B-005-PAH01	230314008744	65000	Unit
True	ENXTCALXL018	Euroclear Bank	11250	ALXL	216307	B-003-PAH01	230314008745	65000	Unit
True	ENXTCALXP043	Euroclear Bank	12000	ALXP	216307	B-005-PAH01	230313008533	10000	Unit
True	ENXC00000004	Euroclear France	9500	ALXP	216307	B-003-PAC01	230307008236	16000	Unit
True	ENXTCALXP019	Euroclear Bank	13000	ALXP	216307	B-005-PAH01	230307008232	100000	Unit
True	ENXC00000004	Euroclear France	9500.12	ALXP	216307	B-003-PAC01	230310008493	16000	Unit
True	ENXC00000004	Euroclear France	9500.12	ALXP	216307	B-003-PAC01	230310008493	16001	Unit
True	ENXC00000004	Euroclear France	9500.12	ALXP	216307	B-003-PAC01	230313008549	16111	Unit
True	ENXTCALXP043	Euroclear Bank	12000	ALXP	216307	B-005-PAH01	230314008797	10000	Unit
True	ENXTCALXP043	Euroclear Bank	12000	ALXP	216307	B-005-PAH01	230314008840	10000	Unit
True	ENXTCALXP043	Euroclear Bank	12000	ALXP	216307	B-005-PAH01	230313008616	10000	Unit
True	ENXTCALXP043	Euroclear Bank	12000	ALXP	216307	B-005-PAH01	230313008616	10000	Unit
True	ENXTCALXP043	Euroclear Bank	12000	ALXP	216307	B-005-PAH01	230313008616	10000	Unit
True	ENXTCALXP043	Euroclear Bank	12000	ALXP	216307	B-005-PAH01	230313008616	10000	Unit
True	ENXTCALXP043	Euroclear Bank	12000	ALXP	216307	B-005-PAH01	230313008594	10000	Unit
True	ENXTCALXP043	Euroclear Bank	12000	ALXP	216307	B-005-PAH01	230313008616	10000	Unit
True	ENXTCALXP043	Euroclear Bank	12000	ALXP	216307	B-005-PAH01	230313008616	10000	Unit

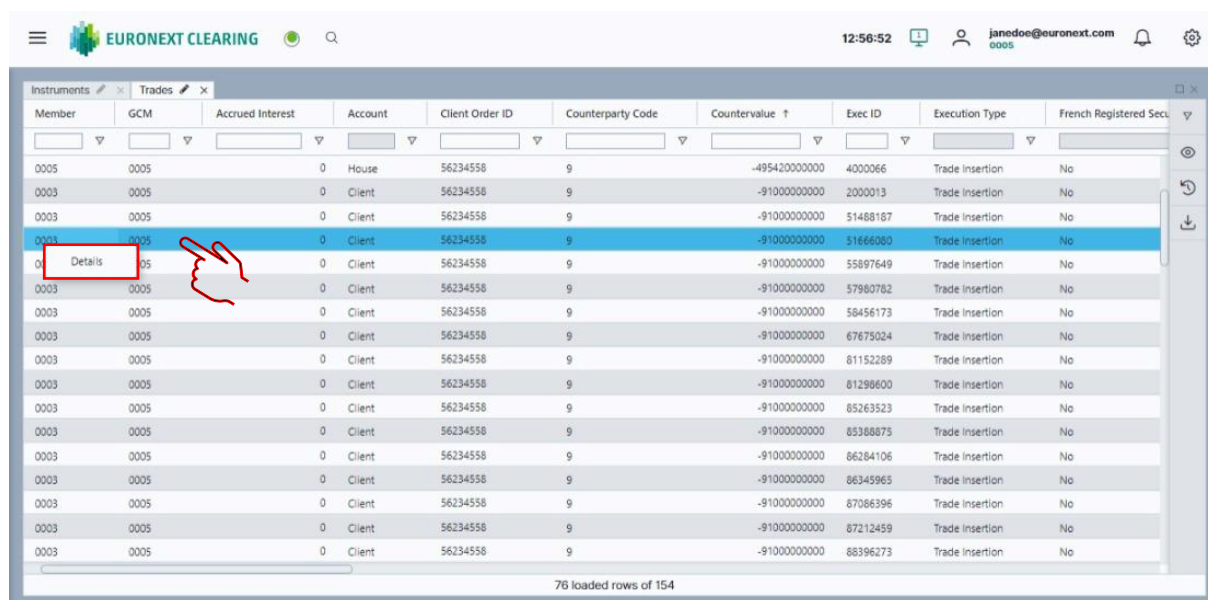


The screenshot shows the Euronext Clearing web interface at 16:00:29. The 'Instruments' tab is active, and the table is sorted by MIC in ascending order. The MIC column is highlighted in yellow, showing the value XPAR. The table displays 38 loaded rows of 228 total rows.

Guaranteed Indicator	ISIN	Main Depository	Price	MIC	Order ID	Position Account ID	Position ID	Qty	Qty type
True	FR0010910646	Euroclear Bank	130000	XPAR	16861875	B-003-PAC01	230307008213	700000	Unit
True	FR0010910646	Euroclear Bank	130000	XPAR	216307	B-005-PAH01	230307008214	700000	Unit
True	FR0010910646	Euroclear Bank	150000	XPAR	216307	B-003-PAC01	230308008337	16000	Unit
True	FR0010910646	Euroclear Bank	718000	XPAR	16861875	B-005-PAH01	230310008503	690000	Unit
True	FR0010910646	Euroclear Bank	718000	XPAR	216307	B-003-PAC01	230310008485	690000	Unit
True	FR0010910646	Euroclear Bank	718000	XPAR	16861875	B-005-PAH01	230314008806	690000	Unit
True	FR0010910646	Euroclear Bank	718000	XPAR	216307	B-003-PAC01	230314008807	690000	Unit
True	FR0010910646	Euroclear Bank	718000	XPAR	16861875	B-005-PAH01	230314008847	690000	Unit
True	FR0010910646	Euroclear Bank	718000	XPAR	216307	B-003-PAC01	230314008848	690000	Unit
True	FR0010910646	Euroclear Bank	130000	XPAR	16861875	B-003-PAC01	230314008855	700000	Unit
True	FR0010910646	Euroclear Bank	130000	XPAR	216307	B-005-PAH01	230314008856	700000	Unit
True	FR0010910646	Euroclear Bank	140000	XPAR	216307	B-003-PAC01	230314008848	700000	Unit
True	FR0010910646	Euroclear Bank	128000	XPAR	16861875	B-003-PAC01	230314008855	18000	Unit
True	FR0010910646	Euroclear Bank	128000	XPAR	216307	B-005-PAH01	230314008856	18000	Unit
True	FR0010910646	Euroclear Bank	130000	XPAR	16861875	B-003-PAC01	230314008855	700000	Unit
True	FR0010910646	Euroclear Bank	130000	XPAR	216307	B-005-PAH01	230314008856	700000	Unit
True	FR0010910646	Euroclear Bank	130000	XPAR	16861875	B-003-PAC01	230314008855	700000	Unit

3.2.6 Data Row Details

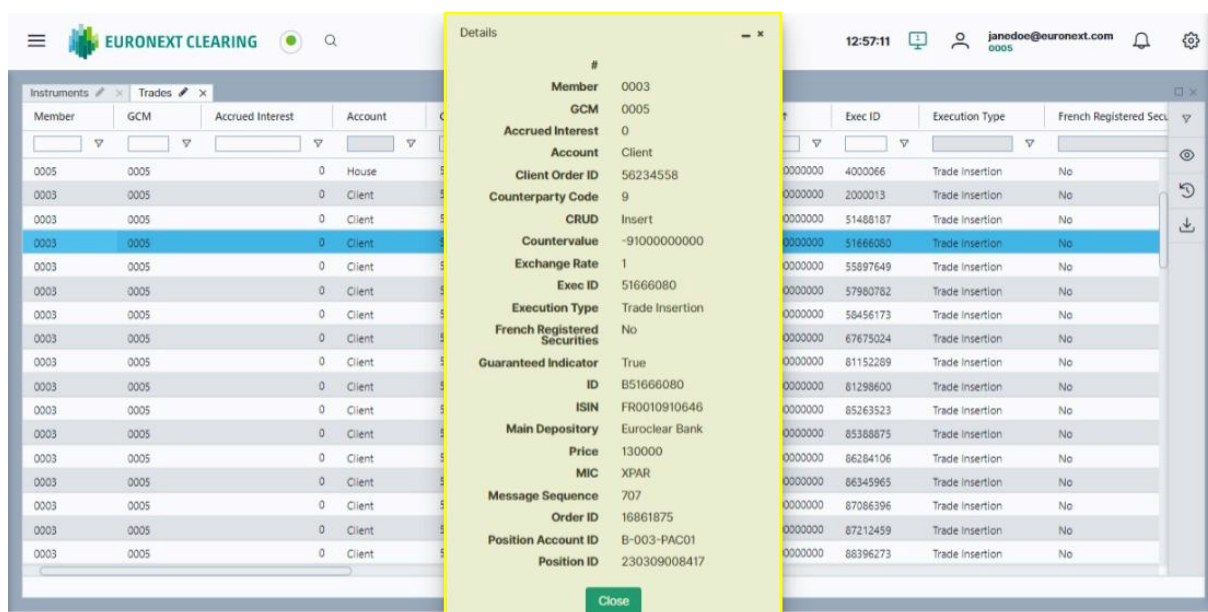
- Right-click anywhere in a row to see an overview of all the information present in the selected row.



The screenshot shows the Euronext Clearing web interface. At the top, there's a header with the Euronext Clearing logo, a search bar, and user information (12:56:52, janedoe@euronext.com, 0005). Below the header is a table with columns: Member, GCM, Accrued Interest, Account, Client Order ID, Counterparty Code, Countervalue, Exec ID, Execution Type, and French Registered Securities. The table contains 15 rows of data. The first row is highlighted in blue. A red box is drawn around the 'Details' button in the first row, and a red arrow points to it. The status bar at the bottom indicates '76 loaded rows of 154'.

Member	GCM	Accrued Interest	Account	Client Order ID	Counterparty Code	Countervalue	Exec ID	Execution Type	French Registered Securities
0005	0005	0	House	56234558	9	-495420000000	4000066	Trade Insertion	No
0003	0005	0	Client	56234558	9	-910000000000	2000013	Trade Insertion	No
0003	0005	0	Client	56234558	9	-910000000000	51488187	Trade Insertion	No
0003	0005	0	Client	56234558	9	-910000000000	51666080	Trade Insertion	No
0003	0005	0	Client	56234558	9	-910000000000	55897649	Trade Insertion	No
0003	0005	0	Client	56234558	9	-910000000000	57980782	Trade Insertion	No
0003	0005	0	Client	56234558	9	-910000000000	58456173	Trade Insertion	No
0003	0005	0	Client	56234558	9	-910000000000	67675024	Trade Insertion	No
0003	0005	0	Client	56234558	9	-910000000000	81152289	Trade Insertion	No
0003	0005	0	Client	56234558	9	-910000000000	81298600	Trade Insertion	No
0003	0005	0	Client	56234558	9	-910000000000	85263523	Trade Insertion	No
0003	0005	0	Client	56234558	9	-910000000000	85388875	Trade Insertion	No
0003	0005	0	Client	56234558	9	-910000000000	86284106	Trade Insertion	No
0003	0005	0	Client	56234558	9	-910000000000	86345965	Trade Insertion	No
0003	0005	0	Client	56234558	9	-910000000000	87086396	Trade Insertion	No
0003	0005	0	Client	56234558	9	-910000000000	87212459	Trade Insertion	No
0003	0005	0	Client	56234558	9	-910000000000	88396273	Trade Insertion	No

- Click "Details" to see an overview window with all the information in the selected row.



The screenshot shows the Euronext Clearing web interface with the 'Details' modal window open. The modal window displays the following information:

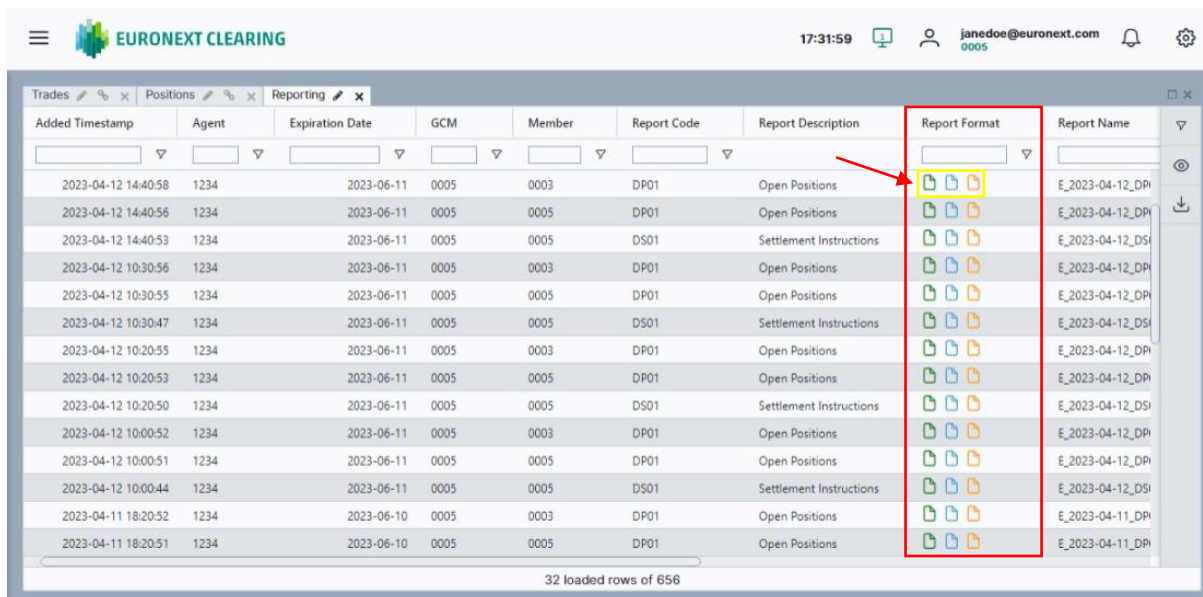
- Member: 0003
- GCM: 0005
- Accrued Interest: 0
- Account: Client
- Client Order ID: 56234558
- Counterparty Code: 9
- CRUD: Insert
- Countervalue: -910000000000
- Exchange Rate: 1
- Exec ID: 51666080
- Execution Type: Trade Insertion
- French Registered Securities: No
- Guaranteed Indicator: True
- ID: B51666080
- ISIN: FR0010910646
- Main Depository: Euroclear Bank
- Price: 130000
- MIC: XPAR
- Message Sequence: 707
- Order ID: 16861875
- Position Account ID: B-003-PAC01
- Position ID: 230309008417

The modal window has a 'Close' button at the bottom. The background table is partially visible, showing the same data as the previous screenshot.















3.2.7 Reports Download

The “Report Format” in the “Reporting” widget allows you to download reports directly from the display row.

The different colours shown (yellow, blue, red) refer to a specific document format (Excel Download, CSV Download, XML Download).³



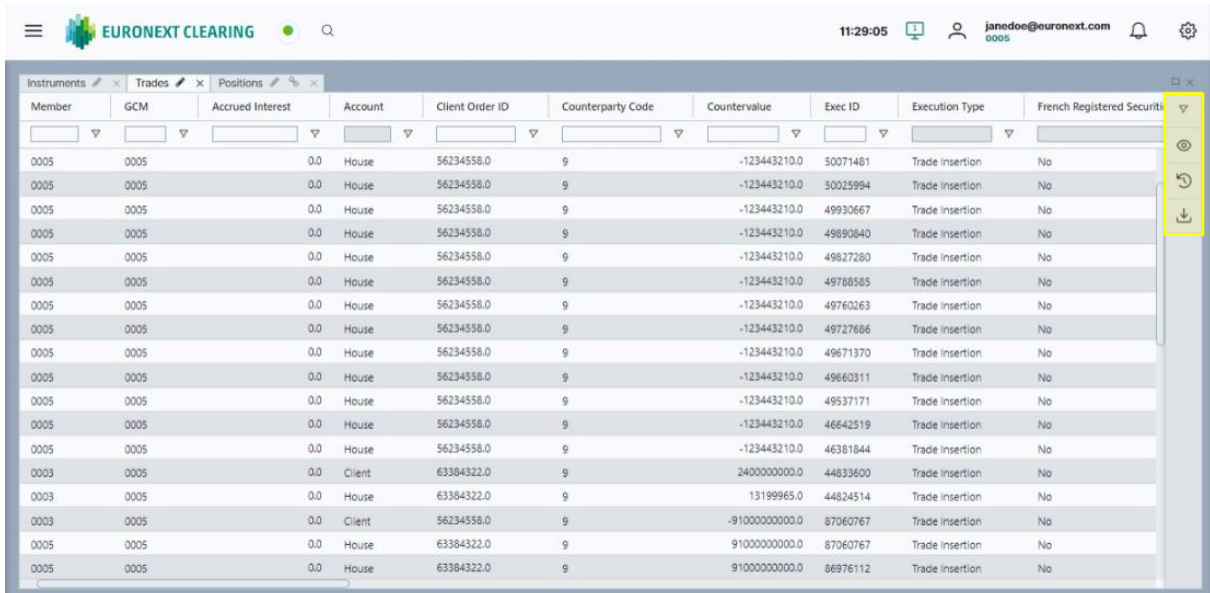
The screenshot shows the Euronext Clearing web interface. At the top, there's a header with the Euronext Clearing logo, a timestamp of 17:31:59, and a user profile for janedoe@euronext.com. Below the header, there are tabs for Trades, Positions, and Reporting. The Reporting tab is active, displaying a table with columns: Added Timestamp, Agent, Expiration Date, GCM, Member, Report Code, Report Description, Report Format, and Report Name. The Report Format column contains three colored icons: a yellow icon for Excel, a blue icon for CSV, and a red icon for XML. A red box highlights the Report Format column, and a red arrow points to the yellow Excel icon in the first row. The table shows 32 loaded rows of 656 total rows.

Added Timestamp	Agent	Expiration Date	GCM	Member	Report Code	Report Description	Report Format	Report Name
2023-04-12 14:40:58	1234	2023-06-11	0005	0003	DP01	Open Positions		E_2023-04-12_DP
2023-04-12 14:40:56	1234	2023-06-11	0005	0005	DP01	Open Positions		E_2023-04-12_DS
2023-04-12 14:40:53	1234	2023-06-11	0005	0005	DS01	Settlement Instructions		E_2023-04-12_DS
2023-04-12 10:30:56	1234	2023-06-11	0005	0003	DP01	Open Positions		E_2023-04-12_DP
2023-04-12 10:30:55	1234	2023-06-11	0005	0005	DP01	Open Positions		E_2023-04-12_DP
2023-04-12 10:30:47	1234	2023-06-11	0005	0005	DS01	Settlement Instructions		E_2023-04-12_DS
2023-04-12 10:20:55	1234	2023-06-11	0005	0003	DP01	Open Positions		E_2023-04-12_DP
2023-04-12 10:20:53	1234	2023-06-11	0005	0005	DP01	Open Positions		E_2023-04-12_DP
2023-04-12 10:20:50	1234	2023-06-11	0005	0005	DS01	Settlement Instructions		E_2023-04-12_DS
2023-04-12 10:00:52	1234	2023-06-11	0005	0003	DP01	Open Positions		E_2023-04-12_DP
2023-04-12 10:00:51	1234	2023-06-11	0005	0005	DP01	Open Positions		E_2023-04-12_DP
2023-04-12 10:00:44	1234	2023-06-11	0005	0005	DS01	Settlement Instructions		E_2023-04-12_DS
2023-04-11 18:20:52	1234	2023-06-10	0005	0003	DP01	Open Positions		E_2023-04-11_DP
2023-04-11 18:20:51	1234	2023-06-10	0005	0005	DP01	Open Positions		E_2023-04-11_DP

³ This section may be subject to further updates.

3.3 Last Frame Instructions

On the top right of the page there is a vertical bar that is customised for each widget, just below the 'Maximise/Minimise' and 'Close' function icons.



The screenshot displays the Euronext Clearing Web Interface. At the top, there is a header bar with the Euronext Clearing logo, a search icon, the time 11:29:05, a user profile icon for 'janedoe@euronext.com', and a notification bell icon. Below the header, there are tabs for 'Instruments', 'Trades', and 'Positions'. The 'Trades' tab is active, showing a table of trade data. The table has columns for Member, GCM, Accrued Interest, Account, Client Order ID, Counterparty Code, Countervalue, Exec ID, Execution Type, and French Registered Securities. The data is organized into rows, with the first 10 rows having a grey background. A vertical toolbar on the right side of the table contains icons for search, refresh, and download, which are highlighted with a yellow box.

Member	GCM	Accrued Interest	Account	Client Order ID	Counterparty Code	Countervalue	Exec ID	Execution Type	French Registered Securities
0005	0005	0.0	House	56234558.0	9	-123443210.0	50071481	Trade Insertion	No
0005	0005	0.0	House	56234558.0	9	-123443210.0	50025994	Trade Insertion	No
0005	0005	0.0	House	56234558.0	9	-123443210.0	49930667	Trade Insertion	No
0005	0005	0.0	House	56234558.0	9	-123443210.0	49890840	Trade Insertion	No
0005	0005	0.0	House	56234558.0	9	-123443210.0	49827280	Trade Insertion	No
0005	0005	0.0	House	56234558.0	9	-123443210.0	49788585	Trade Insertion	No
0005	0005	0.0	House	56234558.0	9	-123443210.0	49760263	Trade Insertion	No
0005	0005	0.0	House	56234558.0	9	-123443210.0	49727686	Trade Insertion	No
0005	0005	0.0	House	56234558.0	9	-123443210.0	49671370	Trade Insertion	No
0005	0005	0.0	House	56234558.0	9	-123443210.0	49660311	Trade Insertion	No
0005	0005	0.0	House	56234558.0	9	-123443210.0	49537171	Trade Insertion	No
0005	0005	0.0	House	56234558.0	9	-123443210.0	46642519	Trade Insertion	No
0005	0005	0.0	House	56234558.0	9	-123443210.0	46381844	Trade Insertion	No
0003	0005	0.0	Client	63384322.0	9	2400000000.0	44833600	Trade Insertion	No
0003	0005	0.0	House	63384322.0	9	13199965.0	44824514	Trade Insertion	No
0003	0005	0.0	Client	56234558.0	9	-9100000000.0	87060767	Trade Insertion	No
0005	0005	0.0	House	63384322.0	9	9100000000.0	87060767	Trade Insertion	No
0005	0005	0.0	House	63384322.0	9	9100000000.0	86976112	Trade Insertion	No

3.3.1 Filter Display Attributes

The **Filter functionality** has the same filter function as the drop-down menu next to the attribute name. A pop-up menu opens with a list of all the attributes of the widget.⁴

It also allows you to filter the data within an attribute.

- Use the search bar, to search directly for an attribute data, and flag or unflag the element to show or hide it.
- To end the filtering operation, click on "Apply" to confirm the search or "Reset" to return to the default display.

The screenshot displays the Euronext Clearing web interface. At the top, there is a header bar with the Euronext Clearing logo, a search icon, and the time 15:00:44. Below the header, there are tabs for Instruments, Trades, and Positions. The main area shows a table with columns: Member, GCM, Accrued Interest, Account, Client Order ID, Counterparty Code, Countervalue, Exec ID, and Execution Type. The table contains multiple rows of data. On the right side, there is a filter sidebar. The sidebar has a search bar at the top. Below it, there are sections for Member, GCM, Accrued Interest, Account, Client Order ID, Counterparty Code, Countervalue, Exchange Rate, and Exec ID. Each section has a 'Contains' dropdown and a 'Filter...' input field. At the bottom of each section, there are 'Reset' and 'Apply' buttons. Red arrows point to the search bar and the 'Reset' and 'Apply' buttons in the filter sidebar.

⁴ This section may be subject to further updates.

3.3.2 Customise Widgets View

The **Custom view functionality** allows you to create a customised widget view.

- In the pop-up menu it is possible to save and rename the customised layout.
- To save, click on the side icon '+Add'.

Note that the saved custom view can only be found in the attribute where it is saved.⁵

The screenshot shows the Euronext Clearing web interface. The main area displays a table with columns: Member, GCM, Accrued Interest, Account, Client Order ID, Counterparty Code, Countervalue, and Exec ID. The table contains 38 rows of data. On the right side, there is a 'Custom views' sidebar. A red box highlights the '+Add' button in the sidebar, which is used to create a new custom view.

This screenshot shows the 'Custom views' sidebar in more detail. A red box highlights the 'View name' input field, which contains the text 'xxx'. Next to the input field is a '+Add' button. Below the input field, there is a message 'Name empty or already used'. The sidebar also lists several example views (example 1, example 2, example 3) with edit and delete icons. A red box also highlights the 'xxx' view, which has a green checkmark and a red 'x' icon next to it.

⁵ This section may be subject to further updates.

3.3.3 Historical Data View

The **Historical Data functionality** allows you to retrieve data in a past date range.

- Enter the desired date range (you can request one year of historical data) in the pop-up menu from the calendar icon
- Click on "Submit" to generate the selection.⁶

The screenshot displays the Euronext Clearing web interface. The main table lists transaction data with columns: Member, GCM, Accrued Interest, Account, Client Order ID, Counterparty Code, Countervalue, and Exec ID. On the right, a 'Historical data' pop-up menu is visible, outlined in red. This menu prompts the user to 'Please select the historical date range:' and includes 'From' and 'To' date pickers, a 'Submit' button, and a list of recent date ranges (e.g., 2023/02/20 16:00:49, 2023/02/16 11:09:08, 2023/02/14 12:17:14) each marked with a red 'Error' status. A red arrow points to the calendar icon in the top right corner of the pop-up menu.

- You can select the reference period of the data you want to view using the calendar.

⁶ This section may be subject to further updates.

- Select the appropriate dates in the month view. Use the arrows at the top of the view to scroll between reference months.

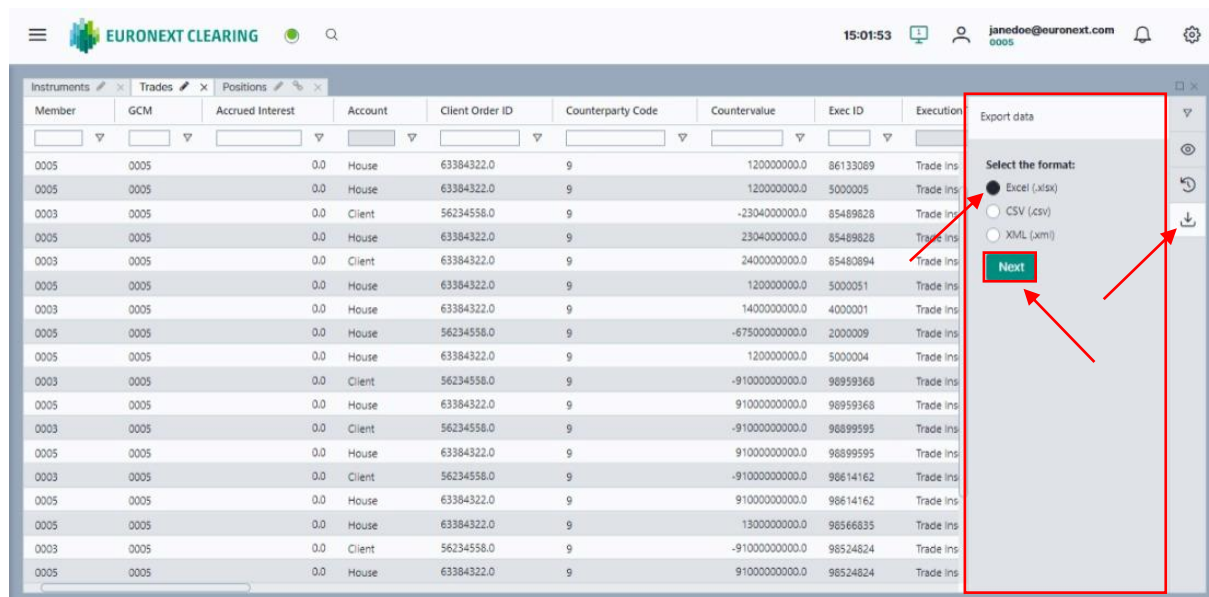
The screenshot displays the Euronext Clearing Web Interface. The main table lists instruments with columns: Member, GCM, Accrued Interest, Account, Client Order ID, Counterparty Code, Countervalue, and Exec ID. The table contains 20 rows of data. On the right side, there is a 'Historical data' panel. A red arrow points to the 'Please select the historical date range:' prompt. Below this, a calendar for March 2023 is shown, with the date '2' selected. The calendar has navigation arrows at the top and a 'Today' button at the bottom left.

Member	GCM	Accrued Interest	Account	Client Order ID	Counterparty Code	Countervalue	Exec ID
0005	0005	0.0	House	56234558.0	9	-123443210.0	50071481
0005	0005	0.0	House	56234558.0	9	-123443210.0	50025994
0005	0005	0.0	House	56234558.0	9	-123443210.0	49930667
0005	0005	0.0	House	56234558.0	9	-123443210.0	49890840
0005	0005	0.0	House	56234558.0	9	-123443210.0	49827280
0005	0005	0.0	House	56234558.0	9	-123443210.0	49788585
0005	0005	0.0	House	56234558.0	9	-123443210.0	49760263
0005	0005	0.0	House	56234558.0	9	-123443210.0	49727686
0005	0005	0.0	House	56234558.0	9	-123443210.0	49671370
0005	0005	0.0	House	56234558.0	9	-123443210.0	49660311
0005	0005	0.0	House	56234558.0	9	-123443210.0	49537171
0005	0005	0.0	House	56234558.0	9	-123443210.0	46642519
0005	0005	0.0	House	56234558.0	9	-123443210.0	46381844
0003	0005	0.0	Client	63384322.0	9	2400000000.0	44833600
0003	0005	0.0	House	63384322.0	9	13199965.0	44824514
0003	0005	0.0	Client	56234558.0	9	-9100000000.0	87060767
0005	0005	0.0	House	63384322.0	9	9100000000.0	87060767
0005	0005	0.0	House	63384322.0	9	9100000000.0	86976112

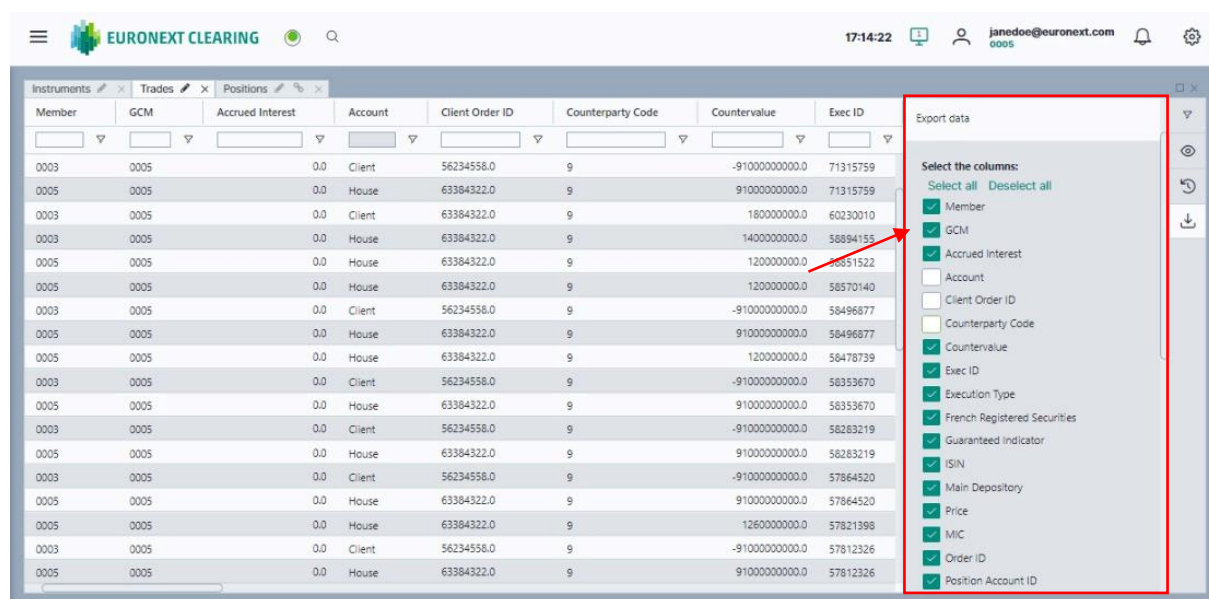
3.3.4 Download Data

The **Export functionality** allows you to export data.

- Select the document format you want (Excel, CSV, XML) and click “Next” to proceed.



- Select the attributes you want to download from the menu showing the complete list of reference widget attributes.



- Click on “Submit” at the bottom of the attributes list to begin the download.

EURONEXT CLEARING

17:32:17 janedoe@euronext.com 0005

Instruments Trades Positions

Member	GCM	Accrued Interest	Account	Client Order ID	Counterparty Code	Countervalue	Exec ID
0003	0005	0	Client	56234558	9	-91000000000	89335813
0005	0005	0	House	63384322	9	91000000000	89335813
0003	0005	0	Client	56234558	9	-91000000000	87212459
0005	0005	0	House	63384322	9	91000000000	87212459
0003	0005	0	Client	56234558	9	-91000000000	87086396
0005	0005	0	House	63384322	9	91000000000	87086396
0003	0005	0	Client	56234558	9	-91000000000	86345965
0005	0005	0	House	63384322	9	91000000000	86345965
0003	0005	0	Client	56234558	9	-91000000000	86284106
0005	0005	0	House	63384322	9	91000000000	86284106
0005	0005	0	House	63384322	9	13000000000	86182926
0005	0005	0	House	63384322	9	13000000000	86105311
0003	0005	0	Client	56234558	9	-91000000000	85388875
0005	0005	0	House	63384322	9	91000000000	85388875
0003	0005	0	Client	56234558	9	-91000000000	85263523
0005	0005	0	House	63384322	9	91000000000	85263523
0005	0005	0	House	56234558	9	-123443210	85051438

38 loaded rows of 73

Order ID
☒ Position Account ID
☒ Position ID
☒ Qty
☒ Qty type
☐ Settlement Currency
☐ Settlement Date
☐ Settlement Amount
☐ Settlement Period
☐ Settlement Reference
☐ Settlement System
☐ Side
☐ Symbol Index
☒ Text
☒ Trading Capacity
☒ Trading Currency
☒ Trade Date
☒ Trade Time

Submit Back

Download in progress.

EURONEXT CLEARING

17:30:35 janedoe@euronext.com 0005

Instruments Trades Positions

Member	GCM	Accrued Interest	Account	Client Order ID	Counterparty Code	Countervalue	Exec ID
0003	0005	0	Client	56234558	9	-91000000000	89335813
0005	0005	0	House	63384322	9	91000000000	89335813
0003	0005	0	Client	56234558	9	-91000000000	87212459
0005	0005	0	House	63384322	9	91000000000	87212459
0003	0005	0	Client	56234558	9	-91000000000	87086396
0005	0005	0	House	63384322	9	91000000000	87086396
0003	0005	0	Client	56234558	9	-91000000000	86345965
0005	0005	0	House	63384322	9	91000000000	86345965
0003	0005	0	Client	56234558	9	-91000000000	86284106
0005	0005	0	House	63384322	9	91000000000	86284106
0005	0005	0	House	63384322	9	13000000000	86182926
0005	0005	0	House	63384322	9	13000000000	86105311
0003	0005	0	Client	56234558	9	-91000000000	85388875
0005	0005	0	House	63384322	9	91000000000	85388875
0003	0005	0	Client	56234558	9	-91000000000	85263523

38 loaded rows of 73

Trades: export generation in progress

Order ID
☒ Position Account ID
☒ Position ID
☒ Qty
☒ Qty type
☐ Settlement Currency
☐ Settlement Date
☐ Settlement Amount
☐ Settlement Period
☐ Settlement Reference
☐ Settlement System
☐ Side
☐ Symbol Index
☒ Text
☒ Trading Capacity
☒ Trading Currency
☒ Trade Date
☒ Trade Time

When the download is finished, the document will be available in the downloads folder of your personal computer.

3.3.5 Deposit Operation

The **Import icon** is only available in the widget Collateral Deposit.⁷

- To proceed, select the options you want in all of the fields and click "Send request".

The screenshot shows the Euronext Clearing web interface with the 'Collateral Deposits' widget active. A modal form titled 'Deposit operation' is displayed on the right side. The form contains the following fields and options:

- Select a Collateral Account id: Test
- Select a SSI ID: 123456
- Select a Collateral Type: Cash
- Select currency: EUR
- Insert amount: 1.00
- Additional information: (empty text field)
- Send request button

Red arrows point to each of these fields and the 'Send request' button. The background shows a table with columns: Accrued Interest, Balance Hct, Balance Mtm, Clearing Currency, Collateral Account ID, Collateral Currency, Collateral Sub-Type, and Collateral Type. The status bar at the bottom indicates '0 loaded rows of 0'.

- A summary window with the selected options appears; click the "Confirm" button to proceed.

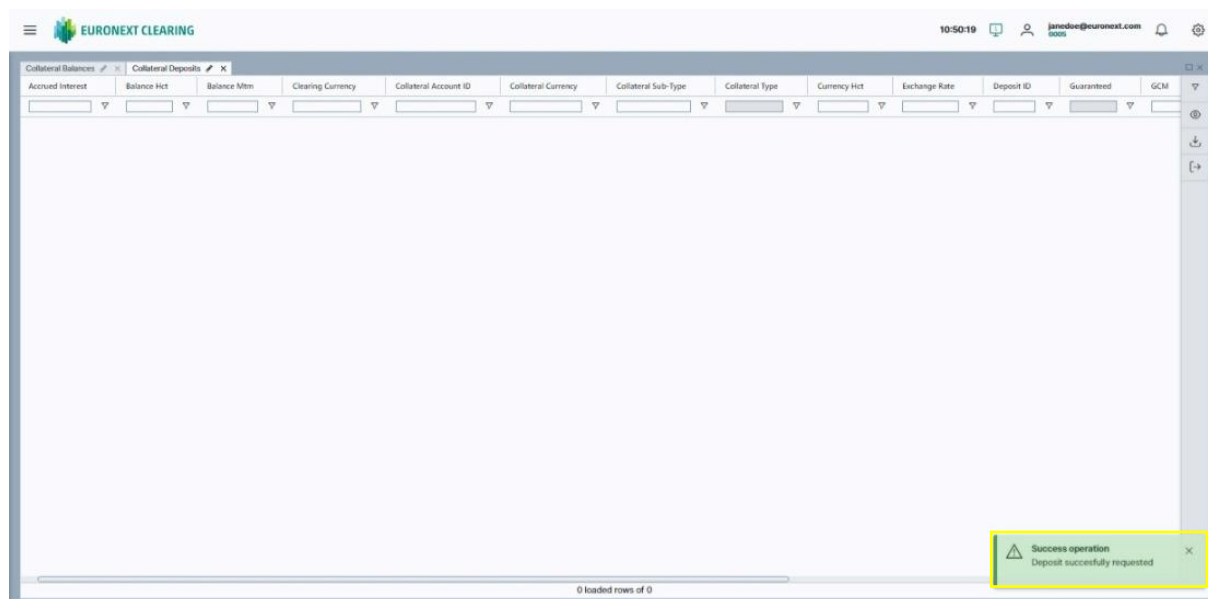
The screenshot shows the Euronext Clearing web interface with the 'Collateral Deposits' widget active. A summary modal titled 'Deposit operation' is displayed on the right side. The modal contains the following information:

- Operation: Deposit
- Collateral Account ID: Test
- SSI ID: 123456
- Collateral Type: Cash
- Currency: EUR
- Amount: 1
- Additional information: (empty text field)
- Back button
- Confirm button

A red arrow points to the 'Confirm' button. The background shows the same table and status bar as the previous screenshot.

⁷ This section may be subject to further updates.

- At the bottom, a successful request confirmation appears.



3.3.6 Contacts

For more information on using Euronext Clearing Web Interface, please contact:

Euronext Clearing - Client Services & Onboarding

ccp-readiness@euronext.com

For additional documentation about the Euronext Clearing migration, go to:

[Euronext Clearing | Connect](#)⁸

This document is for information purposes only. The information and materials contained in this document are provided 'as is' and This publication is for information purposes only and is not a recommendation to engage in investment activities. This publication is provided "as is" without representation or warranty of any kind. Whilst all reasonable care has been taken to ensure the accuracy of the content, Euronext does not guarantee its accuracy or completeness. Euronext will not be held liable for any loss or damages of any nature ensuing from using, trusting or acting on information provided. No information set out or referred to in this publication shall form the basis of any contract. The creation of rights and obligations in respect of financial products that are traded on the exchanges operated by Euronext's subsidiaries shall depend solely on the applicable rules of the market operator. All proprietary rights and interest in or connected with this publication shall vest in Euronext. No part of it may be redistributed or reproduced in any form without the prior written permission of Euronext.

Euronext refers to Euronext N.V. and its affiliates. Information regarding trademarks and intellectual property rights of Euronext is located at euronext.com/terms-use.

© 2023, Euronext N.V. - All rights reserved.

⁸ This section may be subject to further updates.



euronext.com/clearing