

Document title

# **EURONEXT CASH AND DERIVATIVES – OPTIQ MDG MESSAGES**

Document type or subject

**OPTIQ MDG MESSAGES – INTERFACE SPECIFICATION**

Version number

6.362.1

Date

14 Jan 2026

Number of pages

291

Author

IT Market Services

Related SBE Version

362

This publication is for information purposes only and is not a recommendation to engage in investment activities. This publication is provided "as is" without representation or warranty of any kind. Whilst all reasonable care has been taken to ensure the accuracy of the content, Euronext does not guarantee its accuracy or completeness. Euronext will not be held liable for any loss or damages of any nature ensuing from using, trusting or acting on information provided. No information set out or referred to in this publication shall form the basis of any contract. The creation of rights and obligations in respect of financial products that are traded on the exchanges operated by Euronext's subsidiaries shall depend solely on the applicable rules of the market operator. All proprietary rights and interest in or connected with this publication shall vest in Euronext. No part of it may be redistributed or reproduced in any form without the prior written permission of Euronext.

Euronext refers to Euronext N.V. and its affiliates. Information regarding trademarks and intellectual property rights of Euronext is located at [www.euronext.com/terms-use](http://www.euronext.com/terms-use).

© 2026, Euronext N.V. - All rights reserved.

|

## PREFACE

### PURPOSE

The purpose of this document is to describe the Optiq Market Data Gateway.

### TARGET AUDIENCE

This document should be read by Euronext's clients developing a Market Data Feed Handler.

### SCOPE

The scope of this document is listed below<sup>1</sup> (✓ In scope, ✗ Out of scope):

| OPTIQ SEGMENT                             | SEGMENT VALUE | IN/OUT OF SCOPE | SBE VERSIONS*   |
|---|---------------|-----------------|-----------------|
| Euronext Cash Market                      |               |                 |                 |
| Equities <span>EQ</span>                  | 1             | ✓               | 116 – 362       |
| Funds <span>FND</span>                    | 2             | ✓               | 116 – 362       |
| Fixed Income <span>FXI</span>             | 3             | ✓               | 116 – 362       |
| Warrants and Certificates <span>SP</span> | 4             | ✓               | 116 – 362       |
| Block <span>BLK</span>                    | 14            | ✓               | 110 – 362       |
| Irish Bonds and Funds <span>IBF</span>    | 16            | ✓               | 300 / 303 – 362 |
| Euronext Derivatives Market               |               |                 |                 |
| Commodity Derivatives <span>CMO</span>    | 8             | ✓               | 216 – 362       |
| Index Derivatives <span>IDD</span>        | 11            | ✓               | 216 – 362       |

<sup>1</sup> How to read the 'SBE versions' information provided in the table:

- When two version numbers are provided with '-' between them, it means that any version between those two versions can be used to access the Optiq segment (SBE forward/backward compatibility).
- When two version numbers are provided with '/' between them, it means that members must use the last version to access the Optiq segment because the SBE compatibility is broken between them.
- When only one version is provided, it means that this version only can be used to access the Optiq segment.

|  |    |   |           |
|--|----|---|-----------|
| 'Equity Derivatives <b>EOD</b>                           | 12 | ✓ | 216 – 362 |
| Euronext Indices   |    |   |           |
| Indices <b>Indices</b>                                   | 9  | ✓ | 109 – 362 |
| Euronext Approved Publication Arrangement (APA) Facility |    |   |           |
| Trade Reporting and Publication <b>TRP</b>               | 10 | ✓ | 5 – 362   |
| Other Markets  |    |   |           |
| Luxembourg Stock Exchange <b>BDL</b>                     | 5  | ✓ | 116 – 362 |

## SUPPORT

Please find below the contact details:

- ◆ Operational Client Services Desk: [clientsupport@euronext.com](mailto:clientsupport@euronext.com)
- ◆ Belgium +32 2 620 0585
- ◆ France +33 1 8514 8585
- ◆ Ireland +353 1 617 4289
- ◆ Italy +39 02 7242 6080
- ◆ Netherlands +31 20 721 9585
- ◆ Portugal +351 2 1060 8585
- ◆ UK +44 20 7660 8585

## WHAT'S NEW?

The following lists only the most recent modification made to this revision/version. For the Document History table, see the [Appendix](#).

| VERSION NO.             | CHANGE DESCRIPTION   |
|-------------------------|--|
| <a href="#">6.362.1</a> | <p>The following changes have been made to this version of the document:</p> <ul style="list-style-type: none"> <li>▪ <a href="#">Section 1.4 Access to Market Data: channels 4, 41, and 43 within the Warrants 1Gb data pack on MDG are compressed.</a></li> <li>▪ <a href="#">Section 2.1.3.3 Real Time Channels for Equities Derivatives, Indices Derivatives, Commodities, Warrants and Certificates: channels 4, 41, and 43 within the Warrants 1Gb data pack on MDG are compressed;</a></li> </ul> |

## ASSOCIATED DOCUMENTS

The following lists the associated documents, which either should be read in conjunction with this document or which provide other relevant information for the user:

- Optiq OEG FIX 5.0 Messages - Interface Specification - Euronext Cash and Derivatives Markets
- Optiq OEG MDG - Kinematics Specification - Euronext Cash Markets
- Optiq OEG MDG - Kinematics Specification - Euronext Derivatives Markets
- Optiq OEG TCS Error List – Technical Specification - Euronext Cash and Derivatives Markets (.csv)
- Optiq MDG EUA Connectivity - Euronext Cash and Derivatives Markets - External
- Optiq MDG Production Connectivity - Euronext Cash and Derivatives Markets - External
- Optiq Files - Interface Specification - Euronext Cash and Derivatives Markets
- Optiq Technical Note SBE
- Optiq OEG Connectivity Specifications - Euronext Markets

Clients are additionally advised to also refer to the Euronext Rules and Regulations documents for more details.

For the latest version of documentation please visit the [IT Documentation page](#).

## CONTENTS

|           |   |             |
|-----------|---|-------------|
| <b>1.</b> | <b>EURONEXT OPTIQ MARKET DATA GATEWAY SOLUTION.....</b> | <b>98</b>   |
| 1.1       | Introduction .....                                      | 98          |
| 1.2       | EU and UK MiFID II .....                                | 98          |
| 1.3       | Glossary .....  | 98          |
| 1.4       | Access to Market Data.....                              | 109         |
| 1.5       | Messaging Protocol and Publishing Model .....           | 1211        |
| 1.6       | Future Use .....  | 1211        |
| <b>2.</b> | <b>MARKET DATA CHANNELS.....</b>                        | <b>1312</b> |
| 2.1       | Type of Market Data Channels.....                       | 1312        |
| 2.1.1     | Market Data Channels.....                               | 1312        |
| 2.1.2     | Client Connectivity .....                               | 1615        |
| 2.1.3     | Market Data Messages per Channel .....                  | 1615        |
| <b>3.</b> | <b>MARKET DATA GATEWAY FEATURES .....</b>               | <b>3332</b> |
| 3.1       | Start and End of Day .....                              | 3332        |
| 3.2       | Book Retransmission .....                               | 3332        |
| 3.2.1     | Clear the Book.....                                     | 3332        |
| 3.2.2     | Morning Book Retransmission .....                       | 3433        |
| 3.2.3     | Intraday Book Retransmission .....                      | 3534        |
| 3.3       | Snapshots.....  | 3534        |
| 3.4       | Compression .....                                       | 4443        |
| 3.5       | Shaping .....   | 4443        |
| 3.6       | Gap Detection and Line Arbitration.....                 | 4443        |
| 3.7       | System Failures .....                                   | 4544        |
| 3.8       | Trade Retransmission .....                              | 4645        |
| 3.9       | Health Status Mechanism .....                           | 4645        |
| 3.10      | Production Timetable .....                              | 4746        |
| 3.10.1    | Euronext Cash and Derivatives Markets .....             | 4746        |
| 3.11      | Multicast Group Unjoining .....                         | 4847        |
| <b>4.</b> | <b>MESSAGING PROTOCOL .....</b>                         | <b>4948</b> |
| 4.1       | Overview .....  | 4948        |
| 4.2       | Market Data Packet Header.....                          | 4948        |
| 4.3       | SBE Message Structure .....                             | 5049        |
| 4.4       | SBE Backward and Forward Compatibility.....             | 5251        |
| <b>5.</b> | <b>MESSAGE OVERVIEW .....</b>                           | <b>5453</b> |
| 5.1       | Technical Format Fields .....                           | 5453        |
| 5.2       | Date and Time Conventions .....                         | 5554        |
| 5.3       | Sequence Numbers.....                                   | 5655        |
| 5.3.1     | The Packet Sequence Number (PSN) .....                  | 5655        |
| 5.3.2     | The Market Data Sequence Number.....                    | 5655        |
| 5.4       | Price, Quantity, Ratio and Amount Formats .....         | 5756        |
| 5.5       | Trading Day Schedule: Timetable Mechanism.....          | 5756        |

|           |   |             |
|-----------|---|-------------|
| 5.5.1     | Trading Cycle .....   | 5756        |
| 5.5.2     | Broadcast Information .....   | 5857        |
| 5.6       | Instrument Ticks .....  | 5958        |
| 5.7       | Instrument Identifiers .....  | 5958        |
| 5.7.1     | Symbol Index .....  | 5958        |
| 5.7.2     | Automated Market Reference (AMR) .....  | 5958        |
| 5.7.3     | MiFID Instrument ID .....   | 6160        |
| <b>6.</b> | <b>HOW TO ... .....</b>   | <b>6261</b> |
| 6.1       | ... Process Cancellations .....   | 6261        |
| 6.1.1     | Trade Cancellation .....  | 6261        |
| 6.1.2     | Quote Cancellation .....  | 6261        |
| 6.1.3     | Order Cancellation with Order Update message .....  | 6261        |
| 6.1.4     | Limit Cancellation with Market Update message .....   | 6261        |
| 6.2       | APA Full Trade Information (1028) - Deprecated... Determine the message type<br>6261            |             |
| 6.3       | ... Determine the number of repeating sections in a message .....                               | 6362        |
| 6.4       | ... Determine the length of a packet .....  | 6362        |
| 6.5       | ... Determine the length of a message .....   | 6362        |
| 6.6       | ... Manage a new version of a message if the client has not implemented the new<br>fields 6362  |             |
| 6.7       | ... Look for a trade .....  | 6362        |
| 6.8       | ... Look for an order .....   | 6362        |
| 6.9       | ... Resynchronize with snapshot after packet loss .....   | 6362        |
| 6.10      | ... Manage BBO .....  | 6463        |
| 6.11      | ... Derive Implied Prices Volume from the Aggregated BBO .....                                  | 6463        |
| 6.12      | ... Build the book .....  | 6463        |
| 6.13      | ... Determine a Closing Price .....   | 6564        |
| 6.14      | ... Determine the Option Underlying Expiry .....  | 6564        |
| 6.15      | ... Determine Round Lot With Quantity Notation .....  | 6564        |
| 6.16      | ... Use an Execution Summary Message .....  | 6564        |
|           | ... Determine the Statistics On and Off-Book for an instruments (COB, Wholesales & RFC)<br>6665 |             |
| 6.17      | ... Determine the TVTIC .....   | 6766        |
| <b>7.</b> | <b>MESSAGES .....</b>   | <b>6968</b> |
| 7.1       | Technical Messages .....  | 6968        |
| 7.1.1     | Start Of Day (1101) .....   | 6968        |
| 7.1.2     | End Of Day (1102) .....   | 7069        |
| 7.1.3     | Health Status (1103) .....  | 7069        |
| 7.1.4     | Technical Notification (1106) .....   | 7170        |
| 7.2       | Referential Messages .....  | 7271        |
| 7.2.1     | Timetable (1006) .....  | 7271        |
| 7.2.2     | Standing Data (1007) .....  | 7473        |
| 7.2.3     | Contract Standing Data (1013) .....   | 8281        |
| 7.2.4     | Outright Standing Data (1014) .....   | 8887        |

|           |   |               |
|-----------|---|---------------|
| 7.2.5     | Strategy Standing Data (1012)           | 9190          |
| 7.2.6     | BF Instrument Reference (1201)          | 9392          |
| 7.3       | Application Messages                    | 9594          |
| 7.3.1     | Market Update (1001)                    | 9594          |
| 7.3.2     | Order Update (1002)                     | 110109        |
| 7.3.3     | Long Order Update (1015)                | 113112        |
| 7.3.4     | Price Update (1003)                     | 115114        |
| 7.3.5     | Full Trade Information (1004)           | 119118        |
| 7.3.6     | BF Trade (1202)                         | 129128        |
| 7.3.7     | BF NAV (1203)                           | 131130        |
| 7.3.8     | LIS Package Structure (1016)            | 132131        |
| 7.3.9     | Market Status Change (1005)             | 134133        |
| 7.3.10    | BF Instrument Suspension (1204)         | 142141        |
| 7.3.11    | Statistics (1009)                       | 143142        |
| 7.3.12    | Real Time Index (1008)                  | 147146        |
| 7.3.13    | Index Summary (1011)                    | 152151        |
| 7.4       | Snapshot messages                       | 154153        |
| 7.4.1     | Technical messages in Snapshot channels | 155154        |
| 7.4.2     | Snapshot Sequence behaviour             | 156155        |
| 7.4.3     | Start Of Snapshot (2101)                | 156155        |
| 7.4.4     | End Of Snapshot (2102)                  | 157156        |
| <b>8.</b> | <b>FIELD DESCRIPTION</b>                | <b>158157</b> |



---

# 1. EURONEXT OPTIQ MARKET DATA GATEWAY SOLUTION

---

## 1.1 INTRODUCTION

The Euronext Optiq Market Data Gateway (MDG) provides high-speed, real-time market data for Euronext markets.

The data feed has the following high-level features:

- Multicast technology
- Ultra-low latency
- EU and UK MiFID II compliance
- Cash & Derivatives message harmonization
- Optimized feed for each type of connectivity
- High availability
- Reliable network solution
- High level of scalability
- Access to a wide range of European market data sets

This document provides detailed information about the features of the feed to support the development of client applications.

The APA/ARM sections of this document comply with the governance requirements under the UK DRSP regulatory framework.

---

## 1.2 EU AND UK MIFID II

Markets in Financial Instruments Directive 2 (MiFID II) is a European Commission set of new regulations to reduce systemic risk and guarantee more transparency for clients. The laws and regulations of EU MiFID II will be effective as of January 3, 2018. It has been amended and transposed into the laws of the United Kingdom pursuant to the European Union (Withdrawal) Act 2018 and the European Union (Withdrawal Agreement) Act 2020, is referred to as "UK MiFID II" and has been effective since January 1, 2021.

Euronext Optiq Market Data Gateway is EU and UK MiFID II compliant by offering:

- Market Data channel disaggregation
  - Each multicast channel published by MDG is disaggregated as follows: asset class, currency and country. Additionally, there are dedicated channels for pre-trade and post-trade.
- Higher Transparency
  - The Full Trade Information message (1004) delivered by Optiq MDG will carry MMT Trade flags and other fields as required by EU and UK MiFID II.

---

## 1.3 GLOSSARY

Euronext Approved Publication Arrangement (APA):

It is an EU and UK MiFID II Regulatory trade publication facility allowing clients to receive required trade reporting data through a Market Data Feed Handler for APA publication. Also applicable in the United Kingdom onshored regulations.

Euronext Synapse:

It is a Multilateral Trading Facility (MTF) that connects pools of liquidity and market participants within a new anonymous inter-dealer centralised market place. It links banks and their customers together for liquidity, execution and reporting services with the appropriate level of protection for fixed income markets. When using this facility clients are subscribed to Euronext Synapse Market Data.

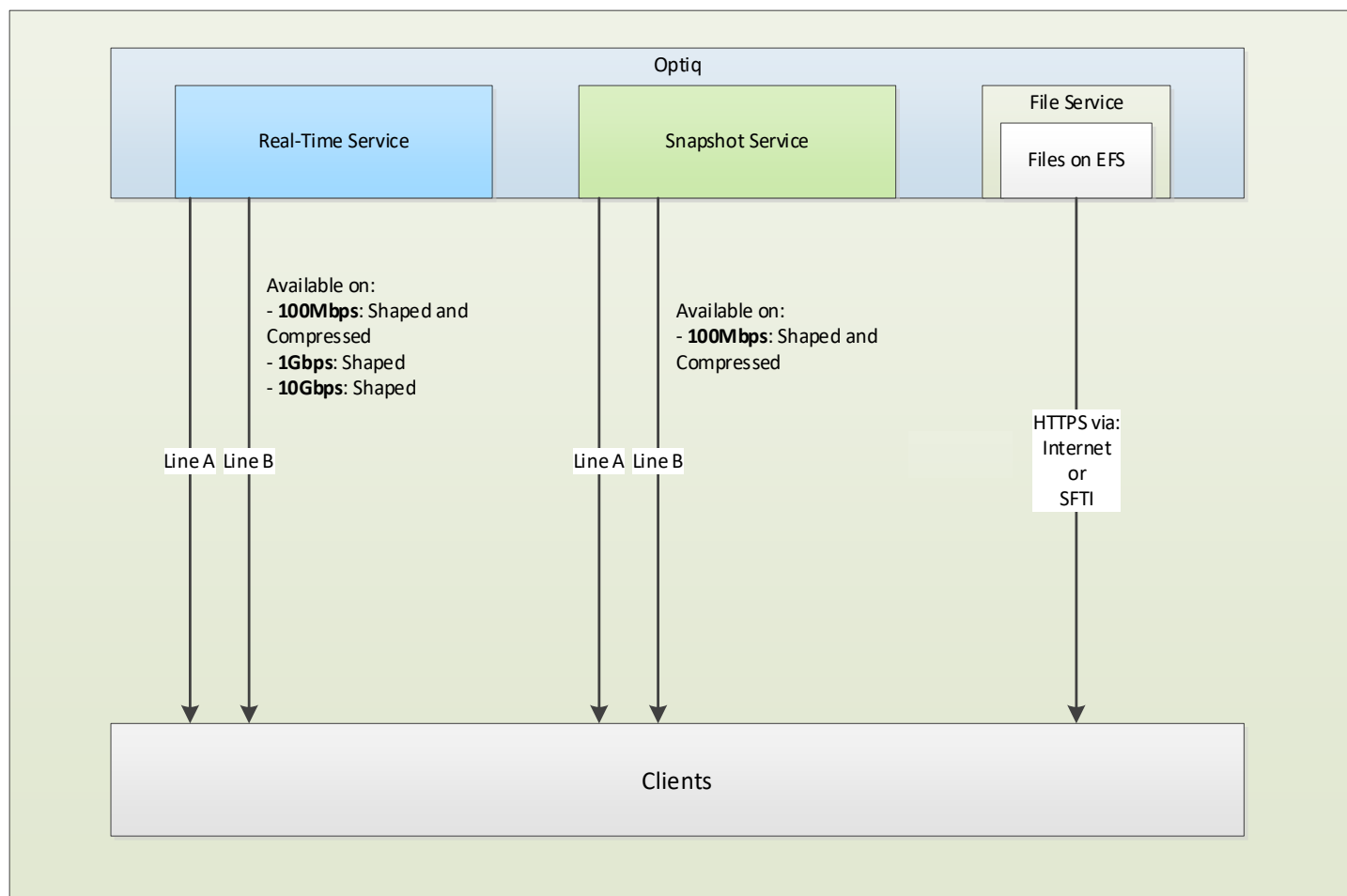
The table below provides the mapping between Euronext field name and ESMA name in order to facilitate the aggregation of datas by Market Data consumers.

| Euronext Name                          | ESMA Name                                    |
|--|--|
| Trading Date Time                      | Trading date and time                        |
| MiFID Instrument ID                    | Instrument identification code               |
| MiFID Price                            | Price  |
| Missing Price                          | Missing Price                                |
| MiFID Currency                         | Price currency                               |
| MiFID Price Notation                   | Price notation                               |
| MiFID Quantity                         | Quantity                                     |
| Venue                                  | Venue of execution                           |
| Publication Date Time                  | Publication date and time                    |
| Trade Unique Identifier                | Transaction identification code              |
| MiFID Quantity Measurement Unit        | Quantity in measurement unit                 |
| MiFID Qty in Measurement Unit Notation | Notation of the quantity in measurement unit |
| MiFID Notional Amount                  | Notional amount                              |
| Notional Currency                      | Notional currency                            |
| MiFID Emission Allowance Type          | Type   |
| MiFID Clearing Flag                    | Transaction to be cleared                    |

---

## 1.4 ACCESS TO MARKET DATA

The following diagram presents the Optiq MDG services:



Clients access Market Data as follows:

- **Real-Time service**: Clients connect to multicast UDP/IP channels to receive Market Data messages in real-time
- **Snapshot service**: Clients connect to multicast UDP/IP channels to receive unsolicited Snapshots sent periodically on dedicated multicast channels to recover from packet loss or for intraday starts.
- **File service**: Clients connect to a file server every morning to download XML files containing static and daily data (Standing Data, Timetables, Tick Tables, XML SBE template, Pattern IDs and Feed Configurations).

Market Data are available in the following modes:

- **Shaped**: Allow optimized emission of Market Data with low latency, optimized bandwidth use and packet loss prevention (service available on the 100 Mbps, 1 Gbps and 10 Gbps lines)
- **Compressed**: Messages are compressed in order to reduce the use of bandwidth (available on 100 Mbps lines, and on 1 Gbps channels for Warrants).

*Other methods could be available in the future upon performance analysis study.*

Two recovery mechanisms are available:

- **Line arbitration**: Identical packets are sent on two lines (line A and line B). Clients are strongly invited to use this first recovery mechanism in case of message loss
- **Snapshot service**: If messages are lost on both lines or if a client connects intra-day

---

## 1.5 MESSAGING PROTOCOL AND PUBLISHING MODEL

Real-time and Snapshot Market Data are message-based over the UDP/IP protocol with SBE (Simple Binary Encoding). This binary encoding is optimized for low latency encoding and decoding while keeping bandwidth utilization reasonably small and is used across all asset classes.

The process of subscribing to a multicast group ID is also known as “joining” a multicast group. Upon session termination, the member’s host system should issue an “unjoin” message. This will terminate delivery of data to that local host network. If a client application terminates without issuing an “unjoin” message, the network will eventually issue a “timeout” for the multicast group subscription that will automatically terminate delivery of the multicast packets to the local host network. The “join” and “unjoin” processes are standard functions. No specific instructions are provided here, as they are specific to the user’s operating system and programming language.

Using the push-based publishing model, data will be published as soon as it is available.

---

## 1.6 FUTURE USE

In preparation for various functionalities expected to be implemented in the future on Optiq, a number of fields and values were added and flagged ‘For Future Use’.

Details of functionalities flagged in the specifications as for ‘Future Use’ are provided for information purposes only, and may change significantly until such time as the finalised specifications for the relevant service are communicated to clients.

The effective use of fields and/or values will not be technically supported until the announced date for implementation of these functionalities.

**Note:** Fields and Values for future in the messages structures are represented in *italic and in grey*.

## 2. MARKET DATA CHANNELS

### 2.1 TYPE OF MARKET DATA CHANNELS

#### 2.1.1 Market Data Channels

Euronext offers real-time and snapshot Market Data through different channels that clients can subscribe to. Each channel is linked to a unique IP multicast group address and a unique port.

Channels are split according to the following criteria:

- **Asset Class:** EU and UK MiFID II requirement
- **Country of issue:** EU and UK MiFID II requirement
- **Currency:** EU and UK MiFID II requirement
- **Real-time or Snapshot:** Real-time and snapshot messages are sent through different channels
- **Types of data:**
  - Full Order Book Market Update pack (FBMU) provides Market by Limit (full price limit depth) and BBO using the Market Update message.
  - Full Order Book Order Update pack (FBOU) provides Market by Order (full order book depth) using the Order Update message and BBO with Market Update.
  - Best Bid and Offer pack (BBBO) will only provide the best limits when they are updated.
  - Reference Data and Full Trade Information pack (REFT) provides all instrument characteristics, scheduled phases, market administration messages and EU and UK MiFID II compliant trade messages. Index messages are included in this channel only for Luxembourg Stock Exchange (LuxSE).
  - Reference Data and Index Package pack (REFI) provides all instrument characteristics, scheduled phases, market administration messages and Index messages.
  - Reference Data and Trade & NAV Information and Instrument Suspension pack (IBFR) provides Non Traded Bonds and Funds characteristics, Trade, NAV and instrument State Information.
  - APA Trade Reporting and Referential pack (APRT) provides all instrument characteristics, scheduled phases, market administration messages and EU and UK MiFID II compliant trade messages. It also includes trade from Euronext Synapse.
  - APA Systematic Internalized Quotes and Referential pack (APSI) provides all instrument characteristics and quotes.
- **Scalability:** For performance reasons, a feed can be split into several channels. It is also possible for an instrument to move from one channel to another, although intraday changes will not occur. Such changes would be communicated to clients with advance notice.

#### Note:

On-Exchange Off-Book (OEOB) covers multiple types of activity, that are identified in the *EMM* field. References to OEOB below comprise the following EMMs:

- For the Cash markets: 5 (Cash On Exchange Off book)
- For the Derivatives markets: 4 (Derivative Wholesales) and 7 (Derivative On Exchange Off book)

The mentioned channels are available for COB and On-Exchange Off-Book (OEOB). These are described by Asset Classes and organized in the table below by EU and UK MiFID II disaggregation of Asset Class + Currency + Country (and in several cases, + sub-segment MIC):

| ASSET CLASS   SEGMENT   | MARKET MECHANISM   | CURRENCY | COUNTRY [+MIC] SPLIT  | MDG SET OF CHANNELS ID |
|-------------------------|--------------------|----------|---|------------------------|
| Equities                | COB & OEOB         | All      | Netherlands   | 6                      |
|                         |                    |          | France  | 5                      |
|                         |                    |          | Belgium   | 7                      |
|                         |                    |          | Portugal  | 8                      |
|                         |                    |          | Ireland   | 9                      |
|                         |                    |          | Norway  | 10                     |
|                         |                    |          | Italy [MTAA, MIVX, EXGM]  | 18                     |
|                         |                    |          | Italy GEM [BGEM]  | 45                     |
|                         |                    |          | Italy [ETLX]  | 44                     |
|                         | Best of Book (BoB) | All      | All   | 11                     |
| Funds                   | COB & OEOB         | All      | Netherlands, France, Belgium, Portugal, Norway, Ireland, Italy [ETFP] | 1                      |
|                         |                    |          | Italy [ATFX]  | 39                     |
|                         | ETFs Access        | All      | All   | 32                     |
|                         | Best of Book (BoB) | All      | All   | 31                     |
| Fixed Income            | COB & OEOB         | All      | Netherlands, France, Belgium, Portugal, Norway, Ireland               | 2                      |
|                         |                    |          | Norway Nordic ABM [XOAM]  | 12                     |
|                         |                    |          | Italy [MOT/extraMOT]  | 40                     |
|                         |                    |          | Italy [ETLX (Bond-X)]   | 42                     |
| Warrants & Certificates | COB & OEOB         | All      | Netherlands, France, Belgium, Portugal, Norway, Ireland               | 4                      |
|                         |                    |          | Italy [SEDEX]   | 41                     |
|                         |                    |          | Italy [ETLX (Cert-X)]   | 43                     |
| Block                   | Block              | All      | All   | 33                     |
|                         | COB                | All      | Italy TAH [MTAH]  | 19                     |

|                                 |                                |     |   |             |
|---------------------------------|--------------------------------|-----|---|-------------|
|                                 | COB                            | All | Equities IPO France <sup>2</sup>                            | 46          |
| Indices                         | N/A                            | All | Netherlands, France, Belgium, Portugal, Norway <sup>3</sup> | 13          |
|                                 |                                |     | Ireland   | 15          |
| iNAVs                           | N/A                            | All | Netherlands, France, Belgium, Portugal                      | 14          |
| Commodity Derivatives           | COB & OEOB                     | All | All   | 16          |
|                                 |                                |     | Netherlands Nordic Power Derivatives [XEUC]                 | 38          |
| Equity Derivatives              | COB & OEOB                     | All | Netherlands   | 21          |
|                                 |                                |     | France  | 20          |
|                                 |                                |     | Belgium, Portugal, Norway                                   | 22          |
|                                 |                                |     | Italy   | 36          |
| Index Derivatives               | Options – COB & OEOB           | All | Netherlands   | 24          |
|                                 |                                |     | France  | 23          |
|                                 |                                |     | Italy   | 37          |
|                                 | Options & Futures – COB & OEOB |     | Belgium, Portugal, Norway                                   | 25          |
|                                 |                                |     | Futures – COB & OEOB  | Netherlands |
|                                 | France                         |     |   | 26          |
|                                 | Italy                          |     |   | 28          |
|                                 | Irish Bonds and Funds          |     | N/A   | All         |
| Trade Reporting and Publication | N/A                            | All | All   | 30          |
| Luxembourg Stock Exchange       | COB & OEOB                     | All | All   | 3           |

<sup>2</sup> While Equities IPO France concerns equities instruments, it is hosted for technical reasons in the BLK (Blocks) Optiq segment

<sup>3</sup> Italian indices are not disseminated via MDG

## Example of Market Data Channels:

- Equities – France – All currency – Unshaped – Real-time – FBMU

### 2.1.2 Client Connectivity

The subscription to a set of channels depends on the type of client connectivity. For example, if a client has a 100 Mbps line, then he cannot subscribe to the shaped channels on 10 Gbps nor subscribe to the shaped BBO channels for example, which are only available on 1 Gbps lines. 1 Gbps clients cannot subscribe to the 10 Gbps lines. Conversely, a client with a 10 Gbps line can subscribe to all available channels like the Full Order Book channels (either shaped (10 Gbps or 1 Gbps) as well as to the compressed and shaped channels (100 Mbps).

### 2.1.3 Market Data Messages per Channel

Optiq MDG will provide the Full Order Book (FOB) in two different ways based on instrument type:

- **Market by Order (FBOU - Full Book Order Update):** The **Order Update** (1002) message will be disseminated for each new order, modification or cancellation.
- **Market by Limit (FBMU – Full Book Market Update):** Price levels with aggregated volume and associated number of orders are published using the **Market Update** (1001) message.

#### Note:

- On FBOU: updates are only applicable on Optiq segments where the order book and its market data are provided by orders
- On FBOU and FBMU: BBO is provided through **MarketUpdate** (1001) messages

The following table provides an overview of all Optiq MDG messages. The aim is to provide a better understanding of the message types per channel table.

| MESSAGE NAME           | MESSAGE TYPE | DESCRIPTION   |
|------------------------|--------------|---|
| Start Of Day           | 1101         | First message of the day sent by the Market Data Gateway                                    |
| End Of Day             | 1102         | Last message of the day sent by the Market Data Gateway                                     |
| Health Status          | 1103         | Heartbeat message sent at regular intervals throughout the day                              |
| Technical Notification | 1106         | Informs on the start or end retransmission  |
| Timetable              | 1006         | Scheduled Trading Mode and Phase Types for each instrument                                  |
| Market Status Change   |              | Indicates the change in the state of an instrument (either scheduled or manually processed) |
| Standing Data          | 1007         | Provides characteristics for all instruments on Cash  |
| Contract Standing Data | 1013         | Provides characteristics for all contracts on Derivatives                                   |



| MESSAGE NAME               | MESSAGE TYPE | DESCRIPTION   |
|----------------------------|--------------|---|
| Outright Standing Data     | 1014         | Provides characteristics for all instruments on Derivatives                             |
| Strategy Standing Data     | 1012         | Provides characteristics for all strategies on Derivatives                              |
| BF Instrument Reference    | 1201         | Provides characteristics for all instrument on IBF segment                              |
| Market Update              | 1001         | Provides information generated by market events, including limit updates and trades     |
| Order Update               | 1002         | Indicates new orders, modifications, cancellations or retransmissions                   |
| Long Order Update          | 1015         | Indicates new orders, modifications, cancellations or retransmissions with more details |
| Price Update               | 1003         | Provides all updated reference prices   |
| LIS Package Structure      | 1016         | Provides with the structure of an off book negotiated LIS Package                       |
| Full Trade Information     | 1004         | Contains trade information, including all EU and UK MiFID II regulatory fields          |
| BF Trade                   | 1202         | Contains trade information on IBF segment   |
| BF NAV                     | 1203         | Contains Net Asset Value information on IBF segment                                     |
| Real Time Index            | 1008         | Provides all Index-related statistics   |
| BF Instrument Suspension   | 1204         | Provides information on instrument status on IBF segment                                |
| Statistics                 | 1009         | Provides statistics on prices and volumes on an instrument                              |
| Index Summary              | 1011         | Provides index level summaries in closing phases  |
| Start Of Snapshot          | 2101         | Identifies the beginning of a snapshot sequence   |
| End Of Snapshot            | 2102         | Identifies the end of a snapshot sequence   |
| APA Standing Data          | 1027         | Provides minimal instrument characteristics to be identified                            |
| APA Full Trade Information | 1028         | Contains trade information, including all EU and UK MiFID II regulatory fields          |
| APA Quotes                 | 1026         | Provides systematic internaliser quotes   |

### 2.1.3.1 Real Time Channels for Equities, Fixed Income and Funds Central Order Book

The following table explains which message types are available for each real-time channel.

|   |  |                                |  |
|---|--|--------------------------------|--|
| 10 Gbps Shaped<br>Only available for Equities France, Italy and Netherlands and ETF's | 1 Gbps<br><u>Compressed<sup>1</sup> and Shaped</u> | 100 Mbps Compressed and Shaped |  |
|   |  |                                |  |
| Pre-Trade   |  | Post-Trade                     |  |

|                                 | Full Order Book Order Update | Full Order Book Order Update | Full Order Book Market Update | Full Order Book Order Update | Full Order Book Market Update | Reference <u>Data<sup>2</sup></u> and Full Trade Information |
|---------------------------------|------------------------------|------------------------------|-------------------------------|------------------------------|-------------------------------|--|
| Start Of Day (1101)             | X                            | X                            | X                             | X                            | X                             | X  |
| End Of Day (1102)               | X                            | X                            | X                             | X                            | X                             | X  |
| Health Status (1103)            | X                            | X                            | X                             | X                            | X                             | X  |
| Technical Notification (1106)   | X                            | X                            | X                             | X                            | X                             | X  |
| Timetable (1006)                |                              |                              |                               |                              |                               | X  |
| Market Status Change (1005)     | X                            | X                            | X                             | X                            | X                             |  |
| Standing Data (1007)            |                              |                              |                               |                              |                               | X  |
| Contract Standing Data (1013)   |                              |                              |                               |                              |                               |  |
| Outright Standing Data (1014)   |                              |                              |                               |                              |                               |  |
| Strategy Standing Data (1012)   |                              |                              |                               |                              |                               |  |
| BF Instrument Reference (1201)  |                              |                              |                               |                              |                               |  |
| Market Update (1001)            | <u>X<sup>23</sup></u>        | <u>X<sup>23</sup></u>        | X                             | <u>X<sup>23</sup></u>        | X                             |  |
| Order Update (1002)             | X                            | X                            |                               | X                            |                               |  |
| Long Order Update (1015)        | X                            | X                            |                               | X                            |                               |  |
| Price Update (1003)             | <u>X<sup>34</sup></u>        | <u>X<sup>34</sup></u>        | <u>X<sup>34</sup></u>         | <u>X<sup>34</sup></u>        | <u>X<sup>34</sup></u>         | <u>X<sup>45</sup></u>  |
| LIS Package Structure (1016)    |                              |                              |                               |                              |                               | X  |
| Full Trade Information (1004)   |                              |                              |                               |                              |                               | X  |
| BF Trade (1202)                 |                              |                              |                               |                              |                               |  |
| BF NAV (1203)                   |                              |                              |                               |                              |                               |  |
| Real Time Index (1008)          |                              |                              |                               |                              |                               |  |
| BF Instrument Suspension (1204) |                              |                              |                               |                              |                               |  |
| Statistics (1009)               |                              |                              |                               |                              |                               | X  |
| Index Summary (1011)            |                              |                              |                               |                              |                               |  |

~~<sup>†</sup> Channels 4, 41, and 43 within the Warrants 1Gb data pack are compressed~~

<sup>12</sup> Reference Data represents: all instruments characteristics, scheduled phases and market administration messages.

<sup>23</sup> This message will not provide: New Bid (3)/New Offer (4), Updated Bid (5) /Updated Offer (6), New Bid With Liquidity Provider (58)/New Offer With Liquidity Provider (59), Updated Bid With Liquidity Provider(60)/ Updated Offer With Liquidity Provider (61), New Bid RLP (Retail Liquidity Provider) (16)/ New Offer RLP (Retail Liquidity Provider) (17) and Updated Bid RLP (Retail Liquidity Provider) (18)/ Updated Offer RLP (Retail Liquidity Provider) (19).

<sup>34</sup> This message will only provide: Indicative Matching Price (14)

<sup>45</sup> This message will not provide: Indicative Matching Price (14)

### 2.1.3.2 Real Time Channels for Equities Best of Book

The following table explains which message types are available for each real-time channel.

|                                 | 1 Gbps Shaped       | 100 Mbps Compressed and Shaped |
|---------------------------------|---------------------|--------------------------------|
|                                 | Pre-Trade           |                                |
|                                 | Full Order Book BoB | Full Order Book BoB            |
| Start Of Day (1101)             | X                   | X                              |
| End Of Day (1102)               | X                   | X                              |
| Health Status (1103)            | X                   | X                              |
| Technical Notification (1006)   | X                   | X                              |
| Timetable (1006)                |                     |                                |
| Market Status Change (1005)     |                     |                                |
| Standing Data (1007)            |                     |                                |
| Contract Standing Data (1013)   |                     |                                |
| Outright Standing Data (1014)   |                     |                                |
| Strategy Standing Data (1012)   |                     |                                |
| BF Instrument Reference (1201)  |                     |                                |
| Market Update (1001)            | X <sup>1</sup>      | X <sup>1</sup>                 |
| Order Update (1002)             |                     |                                |
| Long Order Update (1015)        |                     |                                |
| Price Update (1003)             |                     |                                |
| LIS Package Structure (1016)    |                     |                                |
| Full Trade Information (1004)   |                     |                                |
| BF Trade (1202)                 |                     |                                |
| BF NAV (1203)                   |                     |                                |
| Real Time Index (1008)          |                     |                                |
| BF Instrument Suspension (1204) |                     |                                |
| Statistics (1009)               |                     |                                |
| Index Summary (1011)            |                     |                                |

<sup>1</sup> This message will provide only: New Bid RLP (Retail Liquidity Provider) (16)/ New Offer RLP (Retail Liquidity Provider) (17), Updated Bid RLP Retail Liquidity Provider) (18)/ Updated Offer RLP (Retail Liquidity Provider) (19) or Clear-Book (254).

### 2.1.3.3 Real Time Channels for Equities Derivatives, Indices Derivatives, Commodities, Warrants and Certificates

The following table explains which message types are available for each real-time channel.

|                                | 10 Gbps Shaped Available for Equities, Indices, and Commodities | 1 Gbps <a href="#">Compressed<sup>1</sup></a> and Shaped |                    | 100 Mbps Compressed and Shaped |                    |   |
|--------------------------------|---|--|--------------------|--------------------------------|--------------------|---|
|                                | Pre-Trade   |  |                    |                                |                    | Post-Trade  |
|                                | Full Order Book Market Update                                   | Full Order Book Market Update                            | Best Bid and Offer | Full Order Book Market Update  | Best Bid and Offer | Reference Data <sup>12</sup> and Full Trade Information |
| Start Of Day (1101)            | X   | X  | X                  | X                              | X                  | X   |
| End Of Day (1102)              | X   | X  | X                  | X                              | X                  | X   |
| Health Status (1103)           | X   | X  | X                  | X                              | X                  | X   |
| Technical Notification (1106)  | X   | X  | X                  | X                              | X                  | X   |
| Timetable (1006)               |   |  |                    |                                |                    | X   |
| Market Status Change (1005)    | X   | X  | X                  | X                              | X                  |   |
| Standing Data (1007)           |   |  |                    |                                |                    |   |
| Contract Standing Data (1013)  |   |  |                    |                                |                    | X   |
| Outright Standing Data (1014)  |   |  |                    |                                |                    | X   |
| Strategy Standing Data (1012)  |   |  |                    |                                |                    | X   |
| BF Instrument Reference (1201) |   |  |                    |                                |                    |   |
| Market Update (1001)           | X   | X  | X <sup>23</sup>    | X                              | X <sup>23</sup>    |   |
| Order Update (1002)            |   |  |                    |                                |                    |   |
| Long Order Update (1015)       |   |  |                    |                                |                    |   |
| Price Update (1003)            | X   | X  | X                  | X                              | X                  | X   |
| LIS Package Structure (1016)   |   |  |                    |                                |                    | X   |
| Full Trade Information (1004)  |   |  |                    |                                |                    | X   |
| BF Trade (1202)                |   |  |                    |                                |                    |   |
| BF NAV (1203)                  |   |  |                    |                                |                    |   |
| Real Time Index (1008)         |   |  |                    |                                |                    |   |

|                                 |  |  |  |  |  |   |
|---------------------------------|--|--|--|--|--|---|
| BF Instrument Suspension (1204) |  |  |  |  |  |   |
| Statistics (1009)               |  |  |  |  |  | X |
| Index Summary (1011)            |  |  |  |  |  |   |

<sup>1</sup> Channels 4, 41, and 43 within the Warrants 1Gb data pack are compressed

<sup>2</sup> Reference Data represents: all instruments characteristics, scheduled phases and market administration messages. ~~<sup>1</sup> Channels 4, 41, and 43 within the Warrants 1Gb data pack are compressed~~

<sup>3</sup> This message will not provide: New Bid (3)/New Offer (4), Updated Bid (5) /Updated Offer (6), New Bid With Liquidity Provider (58)/New Offer With Liquidity Provider (59), Updated Bid With Liquidity Provider(60)/ Updated Offer With Liquidity Provider (61), New Bid RLP (Retail Liquidity Provider) (16)/ New Offer RLP (Retail Liquidity Provider) (17) and Updated Bid RLP Retail Liquidity Provider) (18)/ Updated Offer RLP (Retail Liquidity Provider) (19).

#### 2.1.3.4 Real Time Channels for Indices

|                                | 100 Mbps Compressed and Shaped Reference Data and Index Package |
|--------------------------------|---|
| Start Of Day (1101)            | X   |
| End Of Day (1102)              | X   |
| Health Status (1103)           | X   |
| Technical Notification (1106)  |   |
| Timetable (1006)               |   |
| Market Status Change (1005)    |   |
| Standing Data (1007)           | X   |
| Contract Standing Data (1013)  |   |
| Outright Standing Data (1014)  |   |
| Strategy Standing Data (1012)  |   |
| BF Instrument Reference (1201) |   |
| Market Update (1001)           |   |
| Order Update (1002)            |   |
| Long Order Update (1015)       |   |
| Price Update (1003)            |   |
| Full Trade Information (1004)  |   |
| BF Trade (1202)                |   |
| BF NAV (1203)                  |   |
| Real Time Index (1008)         | X   |

|                                 |   |
|---------------------------------|---|
| BF Instrument Suspension (1204) |   |
| Statistics (1009)               | X |
| Index Summary (1011)            | X |

### 2.1.3.5 Real Time Channels for Block

|                                 | 100 Mbps Compressed and Shaped Reference Data <sup>1</sup> , Full Trade Information and Market Status Change |
|---------------------------------|--|
| Start Of Day (1101)             | X  |
| End Of Day (1102)               | X  |
| Health Status (1103)            | X  |
| Technical Notification (1106)   | X  |
| Timetable (1006)                | X  |
| Market Status Change (1005)     | X  |
| Standing Data (1007)            | X  |
| Contract Standing Data (1013)   |  |
| Outright Standing Data (1014)   |  |
| Strategy Standing Data (1012)   |  |
| BF Instrument Reference (1201)  |  |
| Market Update (1001)            |  |
| Order Update (1002)             |  |
| Long Order Update (1015)        |  |
| Price Update (1003)             |  |
| Full Trade Information (1004)   | X  |
| BF Trade (1202)                 |  |
| BF NAV (1203)                   |  |
| LIS Package Structure (1016)    |  |
| Real Time Index (1008)          |  |
| BF Instrument Suspension (1204) |  |
| Statistics (1009)               |  |
| Index Summary (1011)            |  |

<sup>1</sup> Reference Data represents: all instruments characteristics, scheduled phases and market administration messages.

### 2.1.3.6 Real Time Channels for IBF

|                                    | 100 Mbps Compressed and Shaped<br>Reference Data <sup>1</sup> , Trade & NAV Information and<br>Instrument Suspension |
|------------------------------------|--|
| Start Of Day (1101)                | X  |
| End Of Day (1102)                  | X  |
| Health Status (1103)               | X  |
| Technical Notification<br>(1106)   | X  |
| Timetable (1006)                   |  |
| Market Status Change<br>(1005)     |  |
| Standing Data (1007)               |  |
| Contract Standing<br>Data (1013)   |  |
| Outright Standing<br>Data (1014)   |  |
| Strategy Standing<br>Data (1012)   |  |
| BF Instrument<br>Reference (1202)  | X  |
| Market Update (1001)               |  |
| Order Update (1002)                |  |
| Long Order Update<br>(1015)        |  |
| Price Update (1003)                |  |
| Full Trade Information<br>(1004)   |  |
| BF Trade (1202)                    | X  |
| BF NAV (1203)                      | X  |
| LIS Package Structure<br>(1016)    |  |
| Real Time Index<br>(1008)          |  |
| BF Instrument<br>Suspension (1204) | X  |
| Statistics (1009)                  |  |
| Index Summary<br>(1011)            |  |

<sup>1</sup> Reference Data represents all Irish bonds, ETFs and funds characteristics.

### 2.1.3.7 Real Time Channels for Cash LuxSE

|  | 1 Gbps Shaped | 100 Mbps Compressed and<br>Shaped |
|--|---------------|-----------------------------------|
|  | Pre-Trade     | Post-Trade                        |

|                               | Full Order Book Order Update | Full Order Book Market Update | Full Order Book Order Update | Full Order Book Market Update | Reference Data <sup>1</sup> and Full Trade Information |
|-------------------------------|------------------------------|-------------------------------|------------------------------|-------------------------------|--|
| Start Of Day (1101)           | X                            | X                             | X                            | X                             | X  |
| End Of Day (1102)             | X                            | X                             | X                            | X                             | X  |
| Health Status (1103)          | X                            | X                             | X                            | X                             | X  |
| Technical Notification (1106) | X                            | X                             | X                            | X                             | X  |
| Timetable (1006)              |                              |                               |                              |                               | X  |
| Market Status Change (1005)   | X                            | X                             | X                            | X                             |  |
| Standing Data (1007)          |                              |                               |                              |                               | X  |
| Market Update (1001)          | X <sup>2</sup>               | X                             | X <sup>2</sup>               | X                             |  |
| Order Update (1002)           | X                            |                               | X                            |                               |  |
| Long Order Update (1015)      | X                            |                               | X                            |                               |  |
| Price Update (1003)           | X <sup>3</sup>               | X <sup>3</sup>                | X <sup>3</sup>               | X <sup>3</sup>                | X <sup>4</sup>   |
| Full Trade Information (1004) |                              |                               |                              |                               | X  |
| Real Time Index (1008)        |                              |                               |                              |                               | X  |
| Statistics (1009)             |                              |                               |                              |                               | X  |
| Index Summary (1011)          |                              |                               |                              |                               | X  |

<sup>1</sup> Reference Data represents: all instruments characteristics, scheduled phases and market administration messages.

<sup>2</sup> This message will not provide: New Bid (3)/New Offer (4), Updated Bid (5) /Updated Offer (6), New Bid With Liquidity Provider (58)/New Offer With Liquidity Provider (59), Updated Bid With Liquidity Provider(60)/ Updated Offer With Liquidity Provider (61), New Bid RLP (Retail Liquidity Provider) (16)/ New Offer RLP (Retail Liquidity Provider) (17) and Updated Bid RLP Retail Liquidity Provider) (18)/ Updated Offer RLP (Retail Liquidity Provider) (19).

<sup>3</sup> This message will only provide: Indicative Matching Price (14)

<sup>4</sup> This message will **not** provide: Indicative Matching Price (14)

### 2.1.3.8 Snapshot Channels for Equities, Fixed Income and Funds Central Order Book

|                          | Compressed and Shaped        |                               |  |
|--------------------------|------------------------------|-------------------------------|--|
|                          | 100 Mbps                     |                               |  |
|                          | Full Order Book Order Update | Full Order Book Market Update | Reference Data <sup>1</sup> and Full Trade Information |
| Start Of Day (1101)      | X                            | X                             | X  |
| End Of Day (1102)        | X                            | X                             | X  |
| Health Status (1103)     | X                            | X                             | X  |
| Start Of Snapshot (2101) | X                            | X                             | X  |



|                                 |                |   |   |
|---------------------------------|----------------|---|---|
| End Of Snapshot (2102)          | X              | X | X |
| Technical Notification (1106)   |                |   |   |
| Timetable (1006)                |                |   | X |
| Market Status Change (1005)     | X              | X |   |
| Standing Data (1007)            |                |   |   |
| Contract Standing Data (1013)   |                |   |   |
| Outright Standing Data (1014)   |                |   |   |
| Strategy Standing Data (1012)   |                |   |   |
| BF Instrument Reference (1201)  |                |   |   |
| Market Update (1001)            | X <sup>2</sup> | X |   |
| Order Update (1002)             | X              |   |   |
| Long Order Update (1015)        | X              |   |   |
| Price Update (1003)             | X              | X | X |
| LIS Package Structure (1016)    |                |   | X |
| Full Trade Information (1004)   |                |   | X |
| BF Trade (1202)                 |                |   |   |
| BF NAV (1203)                   |                |   |   |
| Real Time Index (1008)          |                |   |   |
| BF Instrument Suspension (1204) |                |   |   |
| Statistics (1009)               |                |   | X |
| Index Summary (1011)            |                |   |   |

<sup>1</sup> Reference Data represents: all instruments characteristics, scheduled phases and market administration messages.

<sup>2</sup> This message will not provide: New Bid (3)/New Offer (4), Updated Bid (5) /Updated Offer (6), New Bid With Liquidity Provider (58)/New Offer With Liquidity Provider (59), Updated Bid With Liquidity Provider(60)/ Updated Offer With Liquidity Provider (61), New Bid RLP (Retail Liquidity Provider) (16)/ New Offer RLP (Retail Liquidity Provider) (17) and Updated Bid RLP (Retail Liquidity Provider) (18)/ Updated Offer RLP (Retail Liquidity Provider) (19).

### 2.1.3.9 Snapshot Channels for Equities Best of Book

|                                 | 100 Mbps<br>Compressed and<br>Shaped |
|---------------------------------|--------------------------------------|
|                                 | Full Order Book BoB                  |
| Start Of Day (1101)             | X                                    |
| End Of Day (1102)               | X                                    |
| Health Status (1103)            | X                                    |
| Start Of Snapshot (2101)        | X                                    |
| End Of Snapshot (2102)          | X                                    |
| Technical Notification (1106)   |                                      |
| Timetable (1006)                |                                      |
| Market Status Change (1005)     |                                      |
| Standing Data (1007)            |                                      |
| Contract Standing Data (1013)   |                                      |
| Outright Standing Data (1014)   |                                      |
| Strategy Standing Data (1012)   |                                      |
| BF Instrument Reference (1201)  |                                      |
| Market Update (1001)            | X <sup>1</sup>                       |
| Order Update (1002)             |                                      |
| Long Order Update (1015)        |                                      |
| Price Update (1003)             |                                      |
| LIS Package Structure (1016)    |                                      |
| Full Trade Information (1004)   |                                      |
| BF Trade (1202)                 |                                      |
| BF NAV (1203)                   |                                      |
| Real Time Index (1008)          |                                      |
| BF Instrument Suspension (1204) |                                      |
| Statistics (1009)               |                                      |
| Index Summary (1011)            |                                      |

<sup>1</sup> This message will provide only: New Bid RLP (Retail Liquidity Provider) (16)/ New Offer RLP (Retail Liquidity Provider) (17), Updated Bid RLP Retail Liquidity Provider) (18)/ Updated Offer RLP (Retail Liquidity Provider) (19) or Clear-Book (254).

### 2.1.3.10 Snapshot Channels for Equities Derivatives, Indices Derivatives, Commodities

|                                 | Compressed and Shaped         |                    |  |
|---------------------------------|-------------------------------|--------------------|--|
|                                 | 100 Mbps                      |                    |  |
|                                 | Full Order Book Market Update | Best Bid and Offer | Reference Data <sup>1</sup> and Full Trade Information |
| Start Of Day (1101)             | X                             | X                  | X  |
| End Of Day (1102)               | X                             | X                  | X  |
| Health Status (1103)            | X                             | X                  | X  |
| Start Of Snapshot (2101)        | X                             | X                  | X  |
| End Of Snapshot (2102)          | X                             | X                  | X  |
| Technical Notification (1106)   |                               |                    |  |
| Timetable (1006)                |                               |                    | X  |
| Market Status Change (1005)     | X                             | X                  |  |
| Standing Data (1007)            |                               |                    |  |
| Contract Standing Data (1013)   |                               |                    | X  |
| Outright Standing Data (1014)   |                               |                    | X  |
| Strategy Standing Data (1012)   |                               |                    | X  |
| BF Instrument Reference (1201)  |                               |                    |  |
| Market Update (1001)            | X                             | X <sup>2</sup>     |  |
| Order Update (1002)             |                               |                    |  |
| Long Order Update (1015)        |                               |                    |  |
| Price Update (1003)             | X                             | X                  | X  |
| LIS Package Structure (1016)    |                               |                    | X  |
| Full Trade Information (1004)   |                               |                    | X  |
| BF Trade (1202)                 |                               |                    |  |
| BF NAV (1203)                   |                               |                    |  |
| Real Time Index (1008)          |                               |                    |  |
| BF Instrument Suspension (1204) |                               |                    |  |
| Statistics (1009)               |                               |                    | X  |
| Index Summary (1011)            |                               |                    |  |

<sup>1</sup> Reference Data represents: all instruments characteristics, scheduled phases and market administration messages.

<sup>2</sup> This message will not provide: New Bid (3)/New Offer (4), Updated Bid (5) /Updated Offer (6), New Bid With Liquidity Provider (58)/New Offer With Liquidity Provider (59), Updated Bid With Liquidity Provider(60)/ Updated Offer With Liquidity Provider (61), New Bid RLP (Retail Liquidity Provider) (16)/ New Offer RLP (Retail Liquidity Provider) (17) and Updated Bid RLP Retail Liquidity Provider) (18)/ Updated Offer RLP (Retail Liquidity Provider) (19).

### 2.1.3.11 Snapshot Channels for Warrants and Certificates

|                                 | Compressed and Shaped         |                    |  |
|---------------------------------|-------------------------------|--------------------|--|
|                                 | 100 Mbps                      |                    |  |
|                                 | Full Order Book Market Update | Best Bid and Offer | Reference Data <sup>1</sup> and Full Trade Information |
| Start Of Day (1101)             | X                             | X                  | X  |
| End Of Day (1102)               | X                             | X                  | X  |
| Health Status (1103)            | X                             | X                  | X  |
| Start Of Snapshot (2101)        | X                             | X                  | X  |
| End Of Snapshot (2102)          | X                             | X                  | X  |
| Technical Notification (1106)   |                               |                    |  |
| Timetable (1006)                |                               |                    | X  |
| Market Status Change (1005)     | X                             | X                  |  |
| Standing Data (1007)            |                               |                    |  |
| Contract Standing Data (1013)   |                               |                    |  |
| Outright Standing Data (1014)   |                               |                    |  |
| Strategy Standing Data (1012)   |                               |                    |  |
| BF Instrument Reference (1201)  |                               |                    |  |
| Market Update (1001)            | X                             | X <sup>2</sup>     |  |
| Order Update (1002)             |                               |                    |  |
| Long Order Update (1015)        |                               |                    |  |
| Price Update (1003)             | X                             | X                  | X  |
| LIS Package Structure (1016)    |                               |                    |  |
| Full Trade Information (1004)   |                               |                    | X  |
| BF Trade (1202)                 |                               |                    |  |
| BF NAV (1203)                   |                               |                    |  |
| Real Time Index (1008)          |                               |                    |  |
| BF Instrument Suspension (1204) |                               |                    |  |

|                      |  |  |   |
|----------------------|--|--|---|
| Statistics (1009)    |  |  | X |
| Index Summary (1011) |  |  |   |

<sup>1</sup> Reference Data represents: all instruments characteristics, scheduled phases and market administration messages.

<sup>2</sup> This message will not provide: New Bid (3)/New Offer (4), Updated Bid (5) /Updated Offer (6), New Bid With Liquidity Provider (58)/New Offer With Liquidity Provider (59), Updated Bid With Liquidity Provider(60)/ Updated Offer With Liquidity Provider (61), New Bid RLP (Retail Liquidity Provider) (16)/ New Offer RLP (Retail Liquidity Provider) (17) and Updated Bid RLP Retail Liquidity Provider) (18)/ Updated Offer RLP (Retail Liquidity Provider) (19).

### 2.1.3.12 Snapshot Channels for Indices

|                                | Compressed and Shaped            |
|--------------------------------|----------------------------------|
|                                | 100 Mbps                         |
|                                | Reference Data and Index Package |
| Start Of Day (1101)            | X                                |
| End Of Day (1102)              | X                                |
| Health Status (1103)           | X                                |
| Start Of Snapshot (2101)       | X                                |
| End Of Snapshot (2102)         | X                                |
| Technical Notification (1106)  |                                  |
| Timetable (1006)               |                                  |
| Market Status Change (1005)    |                                  |
| Standing Data (1007)           |                                  |
| Contract Standing Data (1013)  |                                  |
| Outright Standing Data (1014)  |                                  |
| Strategy Standing Data (1012)  |                                  |
| BF Instrument Reference (1201) |                                  |
| Market Update (1001)           |                                  |
| Order Update (1002)            |                                  |
| Long Order Update (1015)       |                                  |
| Price Update (1003)            |                                  |
| Full Trade Information (1004)  |                                  |
| BF Trade (1202)                |                                  |
| BF NAV (1203=                  |                                  |
| LIS Package Structure (1016)   |                                  |

|                                 |   |
|---------------------------------|---|
| Real Time Index (1008)          | X |
| BF Instrument Suspension (1204) |   |
| Statistics (1009)               | X |
| Index Summary (1011)            | X |

### 2.1.3.13 Snapshot Channels for Block

|                                 |   |
|---------------------------------|---|
|                                 | Compressed and Shaped   |
|                                 | 100 Mbps  |
|                                 | Reference Data <sup>1</sup> , Full Trade Information and Market Status Change |
| Start Of Day (1101)             | X   |
| End Of Day (1102)               | X   |
| Health Status (1103)            | X   |
| Technical Notification (1106)   | X   |
| Timetable (1006)                | X   |
| Market Status Change (1005)     | X   |
| Standing Data (1007)            |   |
| Contract Standing Data (1013)   |   |
| Outright Standing Data (1014)   |   |
| Strategy Standing Data (1012)   |   |
| BF Instrument Reference (1201)  |   |
| Market Update (1001)            |   |
| Order Update (1002)             |   |
| Long Order Update (1015)        |   |
| Price Update (1003)             |   |
| Full Trade Information (1004)   | X   |
| BF Trade (1202)                 |   |
| BF NAV (1203)                   |   |
| LIS Package Structure (1016)    |   |
| Real Time Index (1008)          |   |
| BF Instrument Suspension (1204) |   |
| Statistics (1009)               |   |
| Index Summary (1011)            |   |

<sup>1</sup> Reference Data represents: all instruments characteristics, scheduled phases and market administration messages.

### 2.1.3.14 Snapshot Channels for IBF

|                                 | 100 Mbps Compressed and Shaped<br>Reference Data <sup>1</sup> , Trade & NAV Information and<br>Instrument Suspension |
|---------------------------------|--|
| Start Of Day (1101)             | X  |
| End Of Day (1102)               | X  |
| Health Status (1103)            | X  |
| Technical Notification (1106)   | X  |
| Timetable (1006)                |  |
| Market Status Change (1005)     |  |
| Standing Data (1007)            |  |
| Contract Standing Data (1013)   |  |
| Outright Standing Data (1014)   |  |
| Strategy Standing Data (1012)   |  |
| BF Instrument Reference (1202)  | X  |
| Market Update (1001)            |  |
| Order Update (1002)             |  |
| Long Order Update (1015)        |  |
| Price Update (1003)             |  |
| Full Trade Information (1004)   |  |
| BF Trade (1202)                 | X  |
| BF NAV (1203)                   | X  |
| LIS Package Structure (1016)    |  |
| Real Time Index (1008)          |  |
| BF Instrument Suspension (1204) | X  |
| Statistics (1009)               |  |
| Index Summary (1011)            |  |

<sup>1</sup> Reference Data represents Non Traded Irish bonds, ETFs and funds characteristics.

### 2.1.3.15 Snapshot Channels for Cash LuxSE

|                               | Compressed and Shaped        |                               |  |
|-------------------------------|------------------------------|-------------------------------|--|
|                               | 100 Mbps                     |                               |  |
|                               | Full Order Book Order Update | Full Order Book Market Update | Reference Data <sup>1</sup> and Full Trade Information |
| Start Of Day (1101)           | X                            | X                             | X  |
| End Of Day (1102)             | X                            | X                             | X  |
| Health Status (1103)          | X                            | X                             | X  |
| Start Of Snapshot (2101)      | X                            | X                             | X  |
| End Of Snapshot (2102)        | X                            | X                             | X  |
| Technical Notification (1106) |                              |                               |  |
| Timetable (1006)              |                              |                               | X  |
| Market Status Change (1005)   | X                            | X                             |  |
| Standing Data (1007)          |                              |                               |  |
| Market Update (1001)          | X <sup>2</sup>               | X                             |  |
| Order Update (1002)           | X                            |                               |  |
| Long Order Update (1015)      | X                            |                               |  |
| Price Update (1003)           | X <sup>3</sup>               | X <sup>3</sup>                | X <sup>4</sup>   |
| Full Trade Information (1004) |                              |                               | X  |
| Real Time Index (1008)        |                              |                               | X  |
| Statistics (1009)             |                              |                               | X  |
| Index Summary (1011)          |                              |                               | X  |

<sup>1</sup> Reference Data represents: all instruments characteristics, scheduled phases and market administration messages.

<sup>2</sup> This message will not provide: New Bid (3)/New Offer (4), Updated Bid (5) /Updated Offer (6), New Bid With Liquidity Provider (58)/New Offer With Liquidity Provider (59), Updated Bid With Liquidity Provider(60)/ Updated Offer With Liquidity Provider (61), New Bid RLP (Retail Liquidity Provider) (16)/ New Offer RLP (Retail Liquidity Provider) (17) and Updated Bid RLP Retail Liquidity Provider) (18)/ Updated Offer RLP (Retail Liquidity Provider) (19).

<sup>3</sup> This message will only provide: Indicative Matching Price (14)

<sup>4</sup> This message will **not** provide: Indicative Matching Price (14)



---

## 3. MARKET DATA GATEWAY FEATURES

---

### 3.1 START AND END OF DAY

Start Of Day (1101) messages are sent on each channel once the Market Data Gateway starts. These messages will be sent periodically until another MDG message is sent on any channel of an aggregator (please refer to [The Market Data Sequence Number](#) paragraph for aggregator description). After the Start of Day messages, the Health Status (1103) messages will be sent periodically.

This mechanism guarantees that Start Of Day (1101) messages are the first messages sent by MDG.

At end of day, MDG will stop sending messages (including Health Status (1103)) and will periodically send End Of Day (1102) messages during a specified period before shutting down.

---

### 3.2 BOOK RETRANSMISSION

The Book Retransmission is an automated MDG process used by Optiq MDG to ensure continuity of the Market Data feed. It allows to retransmit at start of day the order books data following the previous trading day but also to resynchronize the Market Data feed in case of high availability event on Optiq platform (software recovery mechanism).

This process consists of resubmitting the depth of the book on real-time channels. This book retransmission occurs:

- Every morning at the start of the day.
- Intraday in case of HA recovery event.

---

#### 3.2.1 Clear the Book

Before any market retransmission, Optiq MDG will send a clear book request.

For the first clear book, at the beginning of the day, customers are expected to clear any stored information for any Market Data Update Type values received the previous day.

For any intraday clear book request, customers are expected to clear only the Market Data Update Types related to the specific order book, listed below, and keep all other Market Data Update Type values unchanged.

- 1 - Best Bid (Cash and Derivatives)
- 2 - Best Offer (Cash and Derivatives)
- 3 - New Bid (Cash and Derivatives)
- 4 - New Offer (Cash and Derivatives)
- 5 - Updated Bid (Cash and Derivatives)
- 6 - Updated Offer (Cash and Derivatives)
- 14 - High Dynamic Collar (Cash Only)
- 15 - Low Dynamic Collar (Cash Only)
- 16 - New Bid RLP (Retail Liquidity Provider) (Cash Only)

- 17 - New Offer RLP (Retail Liquidity Provider) (Cash Only)
- 18 - Updated Bid RLP (Retail Liquidity Provider) (Cash Only)
- 19 - Updated Offer RLP (Retail Liquidity Provider) (Cash Only)
- 58 - New Bid With Liquidity Provider (Cash Only)
- 59 - New Offer With Liquidity Provider (Cash Only)
- 60 - Updated Bid With Liquidity Provider (Cash Only)
- 61 - Updated Offer With Liquidity Provider (Cash Only)
- 63 - Low Static Collar
- 64 - High Static Collar
- 70 - Low LP Collar (Cash Only)
- 71 - High LP Collar (Cash Only)

For market by orders, clients will receive an **Order Update** (1002) (and a **Long Order Update** (1015) for Fixed Income segment) with Market Data Action Type set to "3 - Deletion of all orders for the given instrument", quantity set to '0' (zero) and all other fields set to null according to the SBE protocol.

---

### 3.2.2 Morning Book Retransmission

At the initialization of each new trading day the exchange uses the following broadcasting sequence:

1. Date of trading session in **Start Of Day** (1101)
  - Market Data Sequence Number set to 0
2. Trading patterns in **Timetable** (1006)
3. Instrument characteristics in **Standing Data** (1007)
4. Contract reference data in **Contract Standing Data** (1013)
5. Outright reference data in **Outright Standing Data** (1014)
6. Strategy reference data in **Strategy Standing Data** (1012)
7. Book state inaccessible in **Market Status Change** (1005)
  - Book state: 'Inaccessible'
  - Trading period: 'Opening'
  - Rebroadcast Indicator: 0
8. Clear book in **Order Update** (1002)\*
  - Market Data Action Type: 3 – Deletion of all orders by side
  - Rebroadcast Indicator: 0
9. Clear book in **Long Order Update** (1015)\*\*
  - Market Data Action Type: 3 – Deletion of all orders by side
  - Rebroadcast Indicator: 0
10. Clear limits in **Market Update** (1001)
  - Market Data Update Type: 254 – Clear Book
  - Rebroadcast Indicator: 0
11. Reference Price and Settlement in **Price Update** (1003)
  - Market Data Price Type: 12 = Adjusted Closing Price, 9 = Official YDSP
  - Rebroadcast Indicator: 1
12. Full depth book in **Order Update** (1002)\*
  - Market Data Action Type: 5 - Retransmission of all orders for the given instrument
  - Rebroadcast Indicator: 1

13. Full depth book in **Long Order Update** (1015)\*\*
  - Market Data Action Type: 5 – Retransmission of all orders for the given instrument
  - Rebroadcast Indicator: 1
14. BBO in **Market Update** (1001)
  - Market Data Update Type: 1 - Best Bid and 2 - Best Offer
  - Rebroadcast Indicator: 1
15. Full depth in **Market Update** (1001)
  - Market Data Update Type: 3 – New Bid and 4 - New Offer
  - Rebroadcast Indicator: 1
16. End of book retransmission in **Technical Notification** (1106)
  - Technical Notification Type: 1 – Instrument Book Retransmission End
17. Closed in **Market Status Change** (1005)
  - Book state: 'Closed'
  - Rebroadcast Indicator: 1

\*Note: The messages highlighted are only applicable on segments providing the order book by orders.

\*\*Note: The messages highlighted are only applicable on Fixed Income segment.

---

### 3.2.3 Intraday Book Retransmission

A Market Update (1001) or Order Update (1002) message is sent for each instrument, respectively filled with *Market Data Update Type* = '254' (Clear Book) or *Market Data Action Type* = '3' (Deletion of all orders for the given instrument). Then the full book depth will be resent with *Rebroadcast Indicator* set to '1'.

For Market Update (1001) messages: limits will be aggregated, and the *Market Data Update Type* field will be '5' (Updated Bid) or '6' (Updated Offer) or "Updated Bid/Offer RLP" etc. At the end of book retransmission a Technical Notification (1106) is sent to indicate the '1' (Instrument Book Retransmission End).

For Order Update (1002) messages: each order will be resent with *Market Data Action Type* = '5' (Retransmission of all orders for the given instrument).

In order to differentiate a book retransmission from real time messages, the *Rebroadcast Indicator* is set to '1'.

Note: For Fixed Income segment, Order Update (1002) messages are followed by Long Order Update (1015) messages.

---

## 3.3 SNAPSHOTS

Snapshot is a service providing an image of the market data at a giving time of the day to allow clients to recover from packet loss or for intraday starts. Customers can 'hop on' (connect) and 'hop off' the Snapshot multicast channels as needed.

Each real time channel has a matching snapshot channel. Real time channels giving the same information through different bandwidth speed share the same snapshot channel. An image contains all instruments broadcasted on this channel.

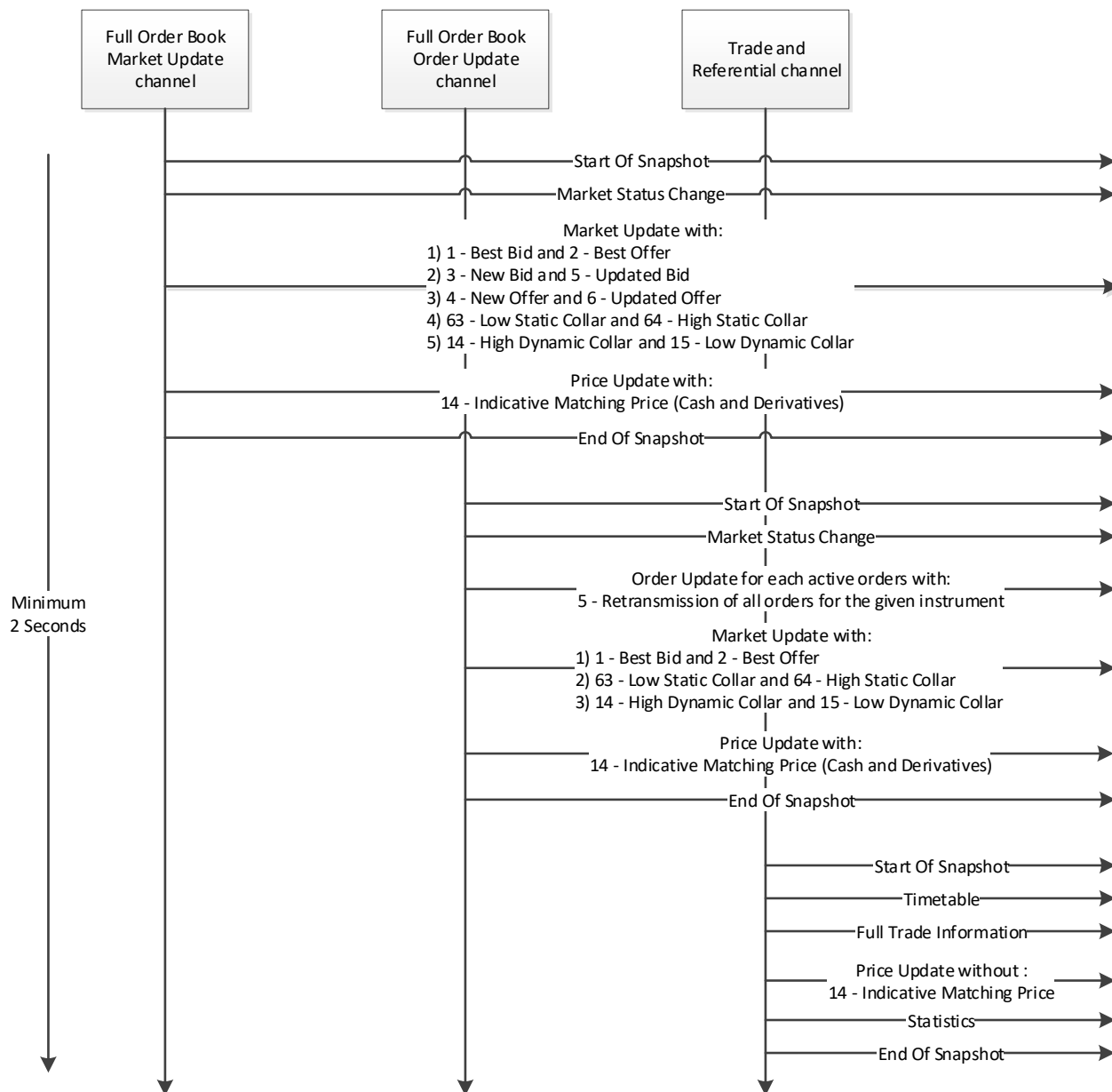
An image sent in the snapshot is linked to real time with the Last *Market Data Sequence Number* from the real time channel.

This broadcasted image of all channels of an aggregator (see section on [Market Data Sequence Number](#)) is a snapshot sequence and cannot be sent more than 1 every 2 seconds. The order of each channel images in a snapshot sequence is fixed for a day but can change from one day to another.

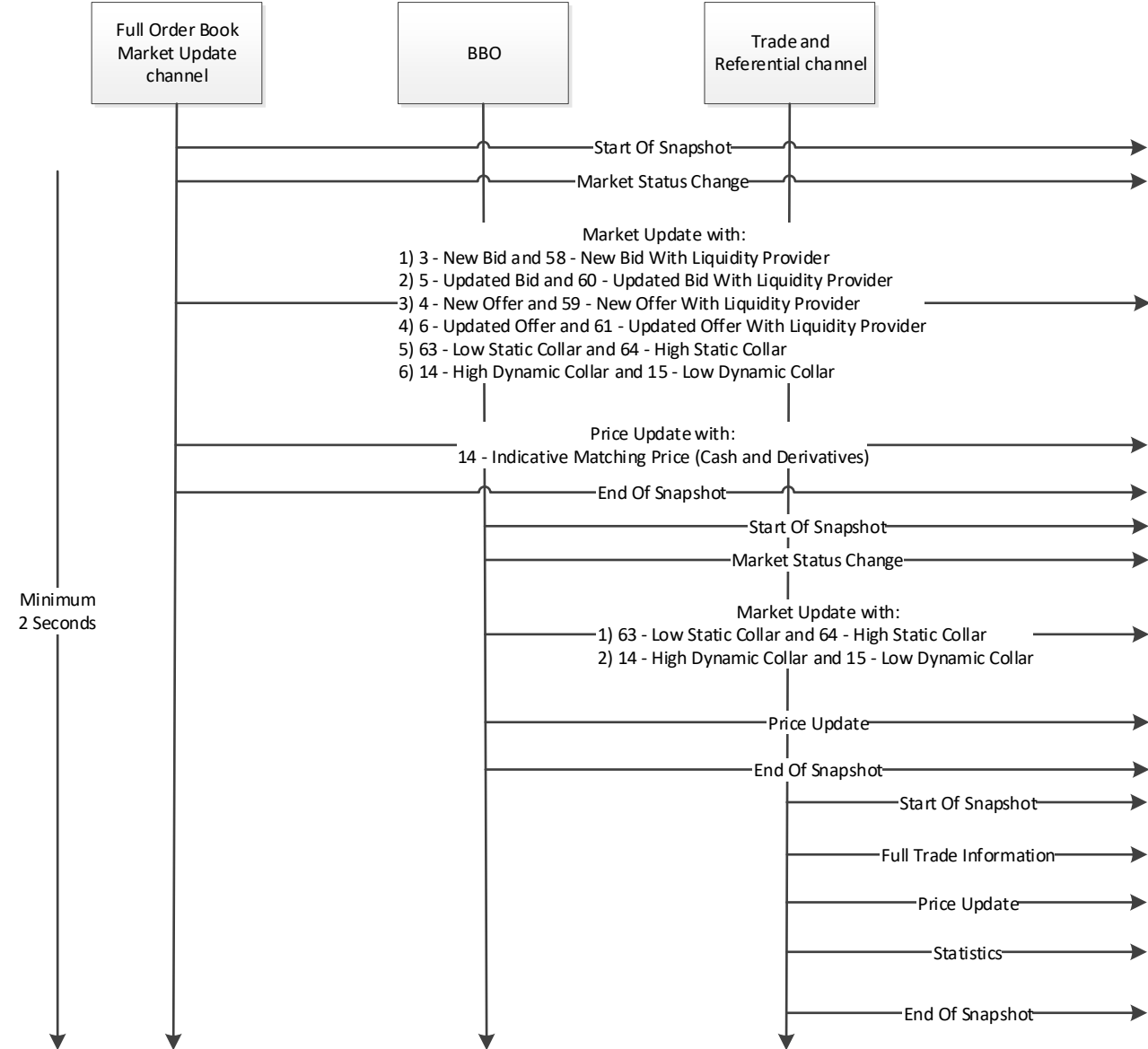
They will use the same messages as real time messages with *Rebroadcast indicator* set to '1'.

Here are the snapshot sequences for Cash, Derivatives, Indices and Best of Book (BoB):

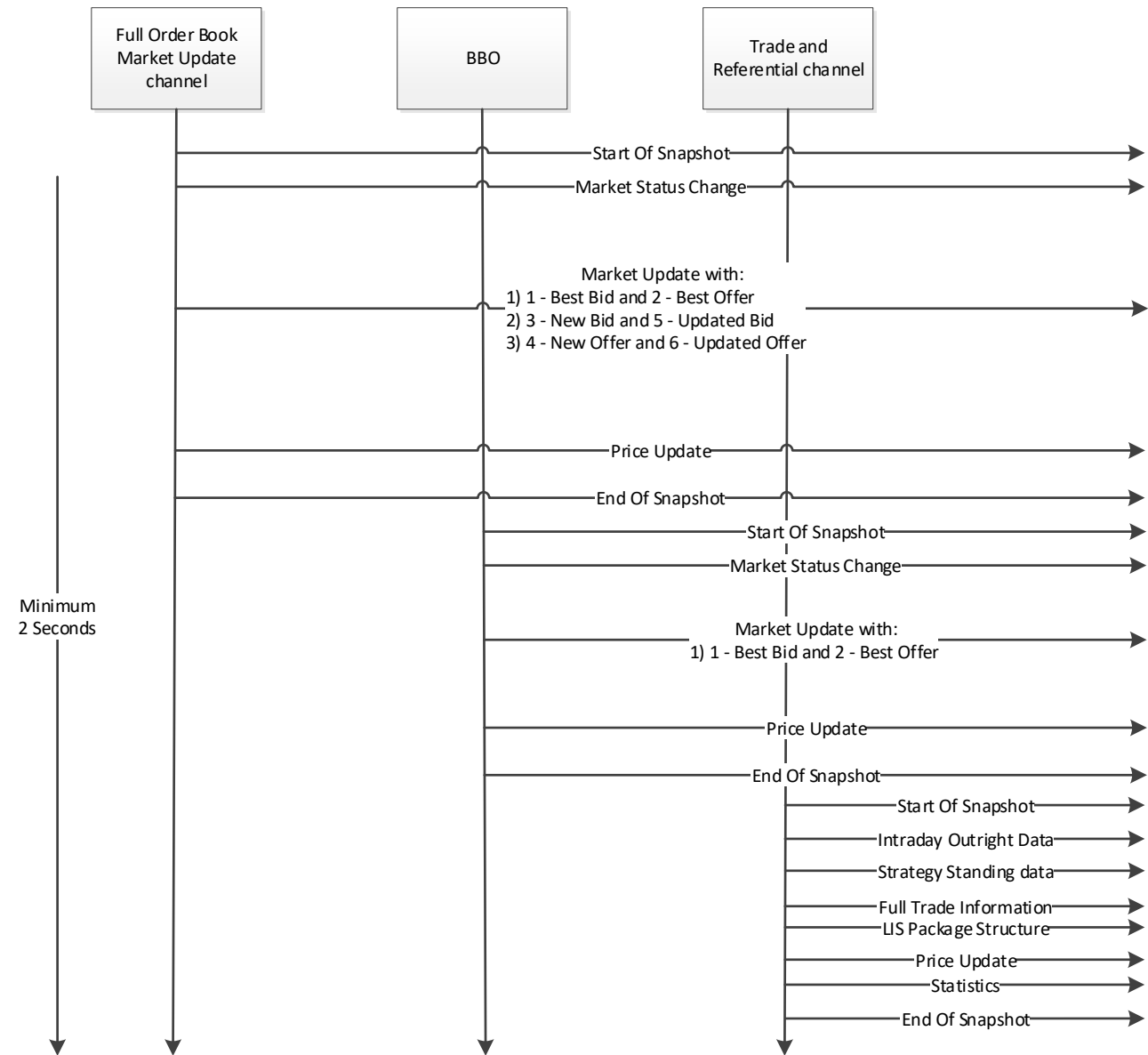
■ Snapshot sequence for Equities, Fixed Income and Funds:



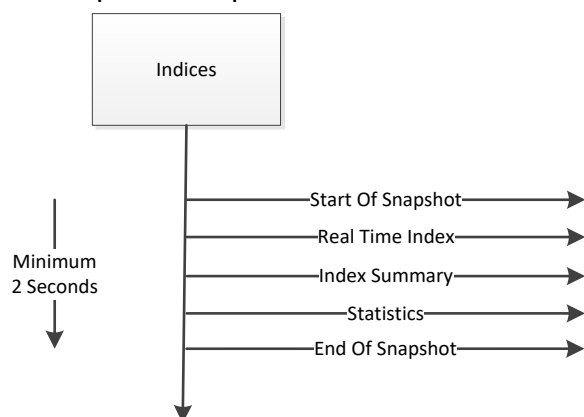
■ Snapshot sequence for Warrants:



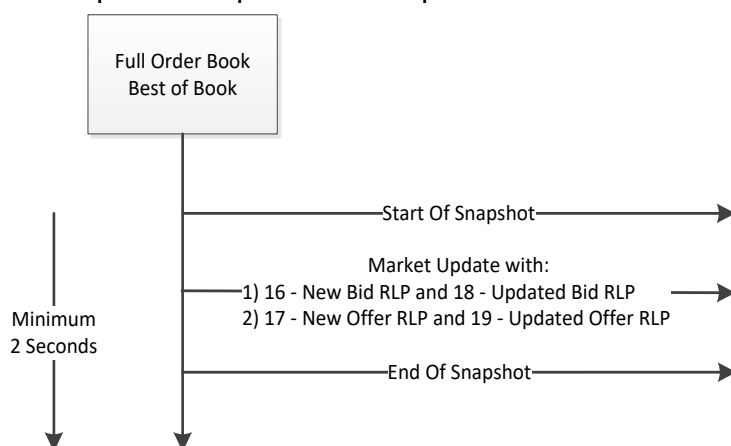
■ Snapshot sequence for Equities Derivatives, Indices Derivatives, and Commodities:



### ■ Snapshot sequence for Indices:



### ■ Snapshot Sequence for Equities Best of Book:



Both Start Of Snapshot (2101) and End Of Snapshot (2102) messages contain the last *Market Data Sequence Number* (MDSN) of the last real-time message taken into account by the snapshot (see [Sequence Numbers](#) and [Snapshot Sequence behaviour](#) for explanations on the MDSN). This last MDSN has been sent on each channel speed.

In the 2 following situations:

- Late connection to the exchange
- Loss of packets on both lines A and B

Members have to process as follow:

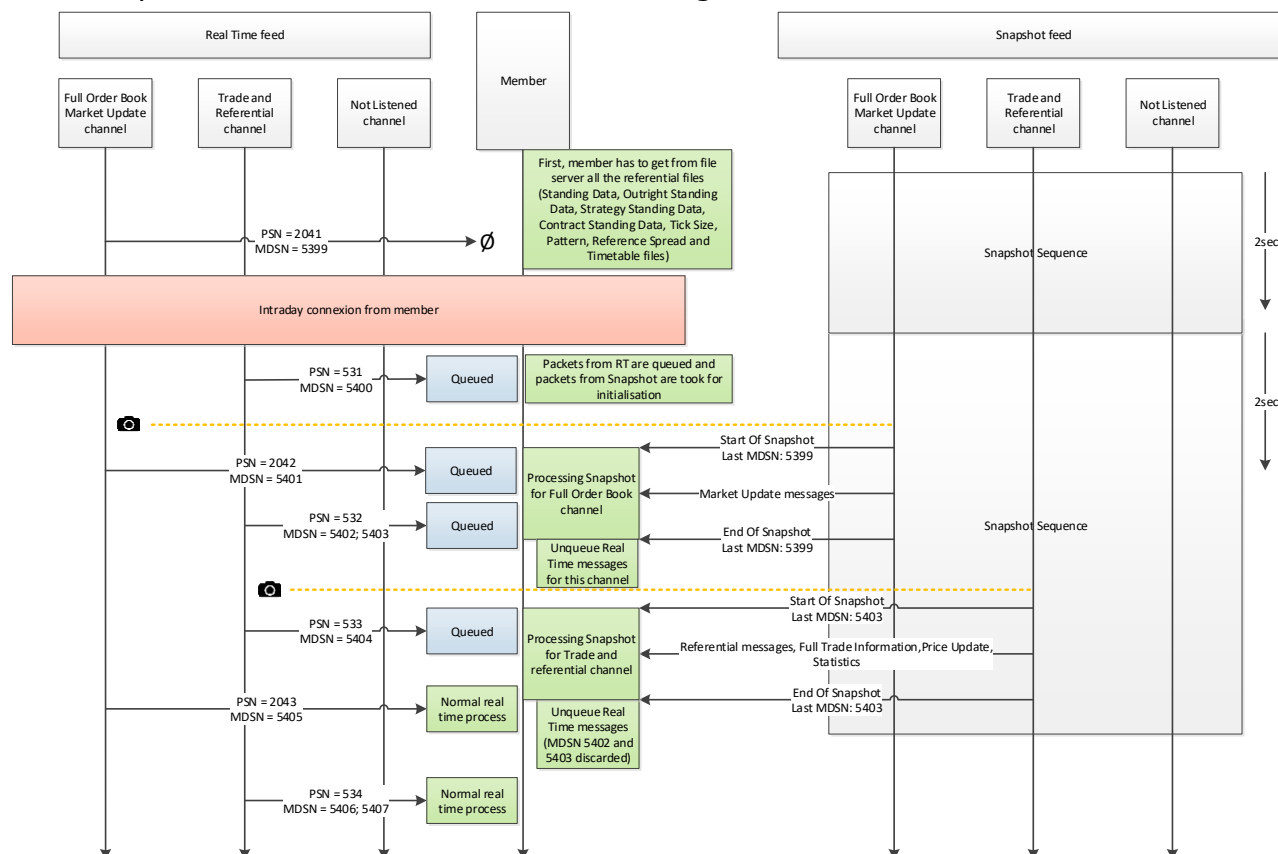
- Clear all the market data sent on this channel.
- Listen to the real time channel and start queuing all messages.
- Identify the lowest MDSN from real time feed.
- Wait for a **Start Of Snapshot** with a Last *Market Data Sequence Number* that is higher or equal to the MDSN identified just before on real time. Otherwise the Snapshot might not contain all the missing messages.
- Listen to the entire snapshot image until the **End Of Snapshot**.
- Discard all the real time messages with a MDSN lower or equal than the Last *Market Data Sequence Number* of the Start or End Of Snapshot message.
- Integrate all the remaining real time messages into the snapshot image.
- Keep listening real time as normal.



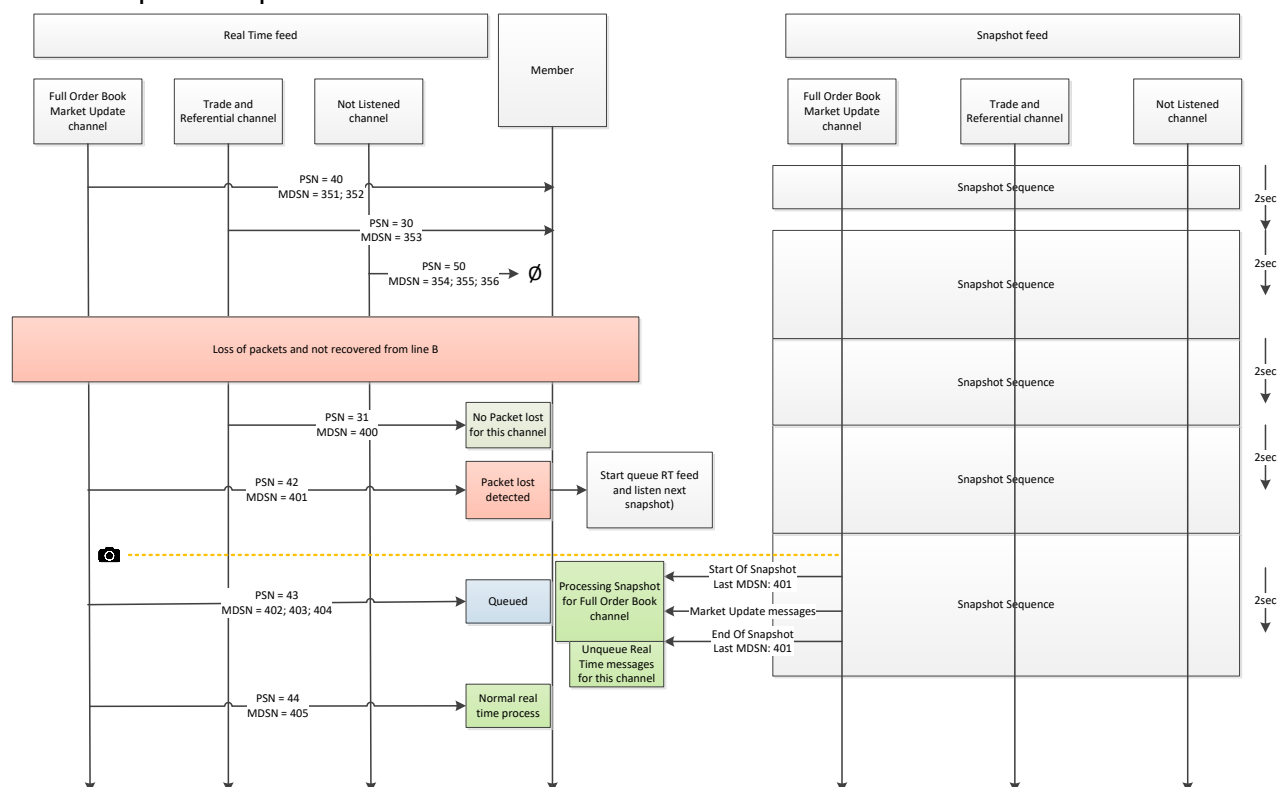
If in the snapshot a packet is missing, then try to get this packet from the second line. If it has not been retrieved with the second line, then use the next snapshot for this channel.

It is important to note that since the Market Data Sequence Number of snapshot channels does not necessarily increment by 1, the sequence number in the start or end snapshot messages might belong to another channel and was in fact not actually lost. In order to correctly identify which packets are indeed lost, please refer to section [Gap Detection and Line Arbitration](#).

#### ■ Example of a late connection to the exchange:



### ■ Example of a packet loss:



### ■ How to use information type:

MDG offers another mechanism in the snapshot to resynchronize only for a subset of the information whatever the Symbol Index.

This information is functionally gathered into information type:

- For Market Update, the information types are BBO, Full Depth, Collars and Full Depth Best of Book (Please refer to the table below in this section to have all the Market Data Update Type for each Information Type)
- For the other messages, every message type is in a single information type (ex: all the order update messages are in the information type "Order Update")

For example, if members are only interested into the information type BBO and they have lost a packet in the real-time and they have to use the snapshot to recover, they can detect if the lost packet was containing BBO information.

To do so, members have to look at the *Market Data Sequence Number* (MDSN) of snapshotted messages. If for one information type, the MDSN in a snapshot message is lower or equals to the MDSN of a message received in real time (for this information type), it means that no messages have been lost for this information type.

The following table provides the exact mapping between *Market Data Update Type* and Information Type.

| MARKET DATA UPDATE TYPE               | INFORMATION TYPE |
|---------------------------------------|------------------|
| 1 - Best Bid (Cash and Derivatives)   | BBO              |
| 2 - Best Offer (Cash and Derivatives) |                  |

| MARKET DATA UPDATE TYPE  | INFORMATION TYPE        |
|--|-------------------------|
| 3 - New Bid (Cash and Derivatives)                             | Full Depth              |
| 4 - New Offer (Cash and Derivatives)                           |                         |
| 5 - Updated Bid (Cash and Derivatives)                         |                         |
| 6 - Updated Offer (Cash and Derivatives)                       |                         |
| 58 - New Bid With Liquidity Provider (Cash Only)               |                         |
| 59 - New Offer With Liquidity Provider (Cash Only)             |                         |
| 60 - Updated Bid With Liquidity Provider (Cash Only)           |                         |
| 61 - Updated Offer With Liquidity Provider (Cash Only)         |                         |
| 14 - High Dynamic Collar (Cash Only)                           | Collars                 |
| 15 - Low Dynamic Collar (Cash Only)                            |                         |
| 63 - Low Static Collar   |                         |
| 64 - High Static Collar  |                         |
| 70 - Low LP Collar (Cash Only)                                 |                         |
| 71 - High LP Collar (Cash Only)                                |                         |
| 91 - AQS Expansion Factor                                      |                         |
| 92 - Collar Expansion Factor                                   |                         |
| 93 - Collar Enabled  |                         |
| 94 - Collar Disabled   |                         |
| 98 - FSP Triggered   |                         |
| 16 - New Bid RLP (Retail Liquidity Provider) (Cash Only)       | Full Depth Best of Book |
| 17 - New Offer RLP (Retail Liquidity Provider) (Cash Only)     |                         |
| 18 - Updated Bid RLP (Retail Liquidity Provider) (Cash Only)   |                         |
| 19 - Updated Offer RLP (Retail Liquidity Provider) (Cash Only) |                         |

Members that connect late just have to take the full snapshot and synchronize with real-time.

#### Example 1:

If members have the following from the real time:

MDSN for BBO = '98'

MDSN for Full Depth = '80'

MDSN for Collars = '45'

And if in snapshot the Last *Market Data Sequence Number* is '100' with:

MDSN for BBO = '100' (meaning all the messages where *Market Data Update Type* with a value that matches BBO Information Type have a MDSN equal to '100')

MDSN for Full Depth = '80'

MDSN for Collars = '45'

It means that members need to recover all the BBO Information Type but not Full Depth and Collars.

#### Example 2:

If the last **Market Status Change** message sent had MDSN = '80', then all **Market Status Change** messages in snapshot have MDSN = '80'.

#### Example 3:

If the last Best Bid sent has MDSN = '1000' in the real-time channel, then all **Market Update** message for Best Bid and Best Ask updates (types '1' and '2') will have MDSN = '1000' in the snapshot too.

---

### 3.4 COMPRESSION

Optiq MDG will use LZ4 compression in block mode with no headers. It will be available for real-time market data used on low bandwidth connections (100Mbps) and for all snapshots. Only the body of the Market Data packets will be compressed, excluding the packet header. It should be noted that a compressed market data packet can contain several different messages, which are all compressed into a single packet.

On compressed channels, it is possible to have compressed and uncompressed packets. The compression flag in the packet header defines if the packet is compressed or not.

The maximum extracted packet size cannot be greater than 8192 bytes.

---

### 3.5 SHAPING

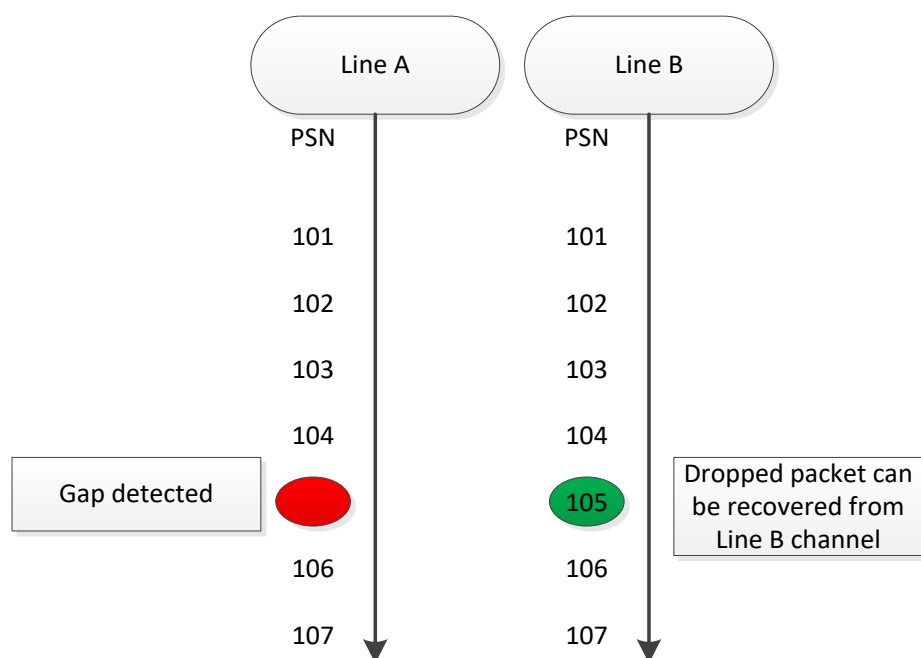
Optiq MDG Traffic shaping is used for all channels (10 Gbps, 1Gbps and 100 Mbps) connections on both real-time market data and snapshot market data. Traffic shaping by Optiq MDG is used to:

- Optimize the use of available bandwidth
- Prevent packet loss: Optiq MDG will keep track of what is being sent out per millisecond and will use this information to guarantee packets will be sent respecting the available bandwidth
- Guarantee performance
- Minimize latency

---

### 3.6 GAP DETECTION AND LINE ARBITRATION

The Packet Sequence Number (please see Market Data Packet Header) should be used to detect gaps in the transmission of packets.



Using this method, a lost packet can be recovered from the second line. In case of packet loss on both lines, then the snapshot mechanism should be used.

UDP packets can potentially arrive unordered and potentially sent twice. As such, systems should be able to reorder the packets and detect duplicate packets.

### 3.7 SYSTEM FAILURES

#### ■ High Availability:

The High Availability (HA) functionality of Optiq MDG is set up to ensure that there is no loss of service during an outage on the primary publisher, such as a hardware failure. Failover to a secondary publisher can be identified by the change of sequence in the Packet headers (the Packet Sequence Number restarts to '1' and bits between '1' and '3' in the *Packet Flags* field increase by '1'. Keep in mind that these 3 bits can overflow, and it will result with a '0' again). The HA failover is designed to be as transparent as possible, and multicast groups and ports will not change. However, there are specific details that must be considered.

When a market data source restarts and is not able to keep its sequential behaviour, the Market Data Gateway initiates a new start sequence for this source. The Market Data Gateway then sends an order book retransmission sequence, and a list of corrected trades asynchronously inside the real-time channel used for trades. These messages are flagged as a retransmission (*Rebroadcast Indicator* = '1').

As the system is asynchronous, some trades might be lost in case of a matching engine failure. Therefore, the trade retransmission should be used to update the status of each trade that is resent, to complete trades not already taken into account, and even in certain cases, to indicate that some trades should be removed.

Please refer to [Book and Trades Retransmission](#) to have all details on how retransmitted books and trades are.

In case of a MDG restart:

- Clients have to use the *Packet Flags* field (bits 1 to 3) to maintain a unique Packet Sequence Number for the trading day.
- On real-time channels the Market Data Sequence Number (MDSN) is reset to '0' and first functional message that MDG receives gets MDSN 0 and higher.
- Messages that will be sent in snapshots, while there is no message to be resent in real time, will have a MDSN set to "0" (so several messages inside a snapshot can share the same MDSN).
- Clients need to take into account that the Last Market Data Sequence Number (LMDSN) in first Start and End Of Snapshot messages are set to '0' and not set to 'null' as at start-up of MDG.

#### ■ Disaster Recovery Site:

In order to mitigate any serious outage in the primary data centre, a secondary data centre is online in standby mode.

Clients should ensure that all configurations surrounding the secondary data centre are included, as described in the Euronext Optiq Market Data Gateway Production and External User Acceptance Environment documents.

#### ■ Client System Failure:

Real-time and snapshot market data will be available on two different multicast groups and will allow clients the possibility to set up more than one receiving system processing the same data. In case of client system failure, the backup client system should continue to process the real-time and snapshot data sent on the second multicast group.

---

### 3.8 TRADE RETRANSMISSION

Trade retransmission will only be used in case of HA event recovery and will be sent on the real-time channels. The retransmission will always start with the Technical Notification (1106) message with *Technical Notification Type* = 10 (Trade Retransmission Start) and contains the *Retransmission Start Time* and the *Retransmission End Time* fields. These times define a time window: all trades previously received with an *Event time* included in this time window must be considered invalid. A new Full Trade Information (1004) message with the *Rebroadcast Indicator* field set to '1' will be sent. The trade retransmission ends with the Technical Notification (1106) message and *Technical Notification Type* = '11' (Trade Retransmission End).

Note: If for a time window that contains trade(s) on real-time feed but no Full Trade Information (1004) messages are rebroadcast in between the Technical Notification (1106) messages, then members have to remove the trade(s) received in real-time.

---

### 3.9 HEALTH STATUS MECHANISM

The Health Status (1103) messages will be broadcasted on all channels repeatedly during the day, from the time the Standing Data (1007) messages are broadcasted until the End of Day (1102) messages are sent. The *Market Data Sequence Number* for this message will be the last *Market Data Sequence Number* of the message sent by the aggregator of this channel (please be advised that this message can have been sent on another channel managed by this aggregator).

For aggregators and detailed description please refer to the section [Market Data Sequence Number](#).

For Snapshot, please refer to: [Technical messages in Snapshot channels](#).

### 3.10 PRODUCTION TIMETABLE

The Timetable is an overview of the events during a trading day that impact market data activity. Clients should also refer to the Timetable (1006) message specifications for full details.

#### 3.10.1 Euronext Cash and Derivatives Markets

| EVENT   | TIME (CET) FOR CASH           | TIME (CET) FOR DERIVATIVES    | COMMENT   |
|---|-------------------------------|-------------------------------|---|
| File Download (except for Indices)                                      | 2:00 am CET                   |                               | Clients will connect via HTTPS to download: XML SBE templates, Standing Data files, Timetable files, Tick tables, Reference Spread, Feed configuration files and Pattern ID files   |
| Application start-up  | 2:00 am CET                   |                               | Sending Start Of Day (1101) messages and frequently repeated (with Rebroadcast Indicator set to "1") until the beginning of the Standing Data emission in the morning.  |
| Standing Data and Timetables in the feed (except for Indices and forex) | 3:00 am CET                   |                               | The Exchange will send Standing Data (1007) messages for each instrument and on all markets except Forex instrument it will be send by file, and ISE IBF, BF Instrument Reference (1201) messages for ISE IBF only, followed by the Timetable (1006) message for Cash markets only. |
| Book Retransmission   | 4:00 am CET                   |                               | Retransmission of books and associated messages from previous day.<br>This will contain Market Update (1001) or Order Update (1002) messages and for some instruments the Price Update (1003) messages.   |
| Indices files and messages sent   | 3:00 am CET                   |                               | Clients will have access to Indices standing data on CFTS and received them in the feed.  |
| Broadcast Indices   | 7:00 am CET                   |                               | Start of Indices emission in the feed.  |
| Market Status Change  | All along the trading session | All along the trading session | Follow the trading timetable as scheduled in the Timetable message (1006).<br>Refer to <a href="#">Trading Day Schedule: Timetable Mechanism</a> section for full details.  |
| Closing and Daily Settlement  | NA                            | Between 5:30 and 9:58 pm CET  |   |

| EVENT                  | TIME (CET) FOR CASH | TIME (CET) FOR DERIVATIVES | COMMENT  |
|------------------------|---------------------|----------------------------|--|
| Optiq MDG system close | 11:00 pm CET        |                            | The market closes on the End Of Day message (1102) emission. It will be sent for 15 minutes with snapshot messages. No other messages will follow for a given trading Day. |

### 3.11 MULTICAST GROUP UNJOINING

The process of subscribing to a multicast group ID is also known as “joining” a multicast group. Upon session termination, the client’s host system should issue an “unjoin” message. This will terminate delivery of data to that host’s local network.

If a client application terminates without issuing an “unjoin” message, the network will eventually issue a “timeout” for the multicast group subscription that will automatically terminate delivery of the multicast packets to the host’s local network.

The “join” and “unjoin” processes are standard functions. No specific instructions are provided here, as they are specific to the user’s operating system and programming language.



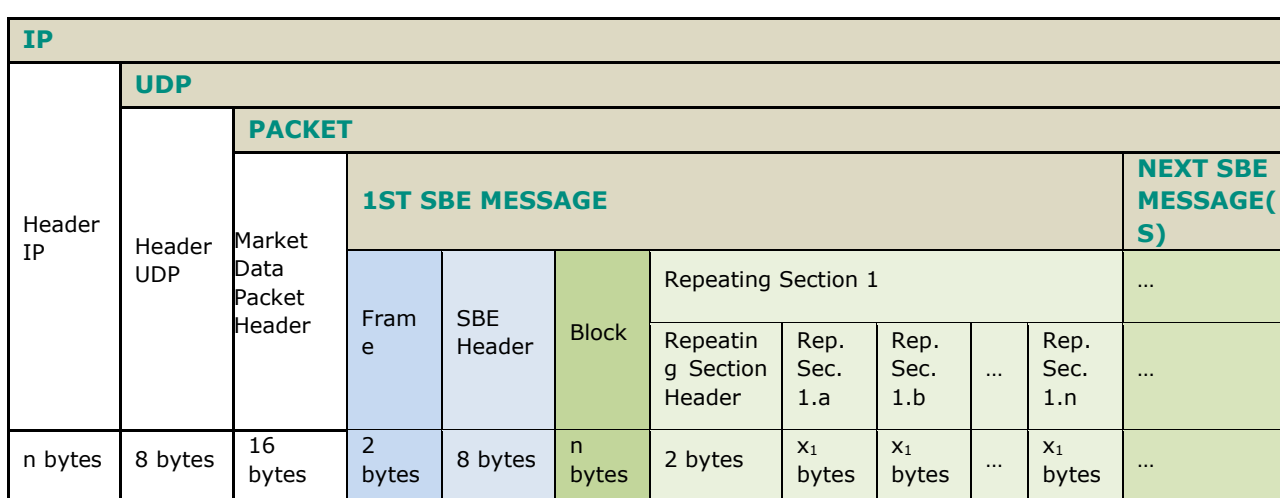
## 4. MESSAGING PROTOCOL

### 4.1 OVERVIEW

MDG messages will be sent within a Market Data Packet that will be broadcast using multicast UDP/IP standards. A Market Data Packet will be composed of N complete messages. A single message will never spread across multiple packets.

The maximum length of a packet is 1400 bytes and does not include UDP/IP protocol fields.

Each message is enriched with a "Frame" field followed by a SBE header. The "Frame" field contains the length of the message including the length of the "Frame" and "SBE header" fields. The following diagram shows the structure of a packet:



Client applications should check that the length of the Market Data Packet (indicated in the UDP datagram) matches **16 bytes (Packet Header size) +**

**$\sum$  message size (indicated in the Frame field)**. If the length of the packet doesn't match the identified length, then the packet should be considered corrupted.

A message can contain n repeating sections for a trading event, but clients should not base algorithms on repeating sections since these repeating sections can also be in n messages.

### 4.2 MARKET DATA PACKET HEADER

The packet header is described below:

| FIELD                                  | DESCRIPTION   | FORMAT                    | LENGTH | VALUES                | PRESENCE  |
|--|---|---------------------------|--------|-----------------------|-----------|
| <a href="#">Packet Time</a>            | Time when the packet is pushed to the clients (Time in number of nanoseconds since 01/01/1970 UTC).   | Epoch Time in Nanoseconds | 8      | 0..2 <sup>64</sup> -2 | Mandatory |
| <a href="#">Packet Sequence Number</a> | Each channel has its own PSN sequence. Starting from 1 at every MDG start and increasing by step of 1. In case of overflow (over 4.2 billions), <a href="#">Packet Flags</a> will increase for bits 4-6. With this mechanism the PSN has 35 bits available. | Numerical ID              | 4      | 0..2 <sup>32</sup> -2 | Mandatory |

| FIELD                        | DESCRIPTION  | FORMAT    | LENGTH | VALUES        | PRESENCE  |
|------------------------------|--|-----------|--------|---------------|-----------|
| <a href="#">Packet Flags</a> | <ul style="list-style-type: none"> <li>- Used to flag information (Little-Endian): Bit 0: Compression</li> <li>- 0 = body of the packet is not compressed (the body is the packet without the packet header)</li> <li>- 1 = body of the packet is compressed</li> <li>- Bit 1 to 3: will be set to 0 every morning and incremented for each restart of MDG in the same day (wrapping to 0 if the field overflows)</li> <li>- Bit 4 to 6: used if the Packet Sequence Number (PSN) goes over <math>(2^{32})-1</math>. They are PSN high weight bits</li> <li>- Bit 7: is set to 1 when in the packet there is a Start Of Snapshot (2101) message, 0 otherwise</li> <li>- Bit 8: is set to 1 when in the packet there is an End Of Snapshot (2102) message, 0 otherwise</li> <li>- Bit 9: is set to 1 when in the packet there is a Health Status (1103) message, Start Of Day (1101) message or End Of Day (1102) message, 0 otherwise</li> <li>- Bit 10 to 15: for future use</li> </ul> | Numerical | 2      | $0..2^{16}-2$ | Mandatory |
| <a href="#">Channel ID</a>   | Identifies the channel.  | Numerical | 2      | $0..2^{16}-2$ | Mandatory |

Client applications should check that the length of the Market Data Packet Body matches the sum of message sizes (indicated in the Frame field). If not, then the packet has to be considered corrupted.

The Market Data Packet Body size is also the:

- UDP datagram payload size minus 16 bytes for Packet Header size
- Uncompressed body size if the packet was compressed

Note: The Packet Header will not be compressed in compressed messages.

### 4.3 SBE MESSAGE STRUCTURE

A Market Data message is composed of the following parts:

| SBE MESSAGE STRUCTURE |            |         |                          |                      |                      |     |                      |     |
|-----------------------|------------|---------|--------------------------|----------------------|----------------------|-----|----------------------|-----|
| Frame                 | SBE Header | Block   | Repeating Section 1      |                      |                      |     |                      | ... |
|                       |            |         | Repeating Section Header | Rep. Sec. 1.a        | Rep. Sec. 1.b        | ... | Rep. Sec. 1.n        | ... |
| 2 bytes               | 8 bytes    | n bytes | 2 bytes                  | x <sub>1</sub> bytes | x <sub>1</sub> bytes | ... | x <sub>1</sub> bytes | ... |

The maximum length of a message is 1384 bytes (maximum packet length (1400 bytes) minus the packet header length (16 bytes)).

The SBE Header is defined as follows:

| FIELD                          | SHORT DESCRIPTION  | FORMAT       | LEN | VALUES               | PRESENCE  |
|--------------------------------|--|--------------|-----|----------------------|-----------|
| <a href="#">Block Length</a>   | Length of the block. The Block is the message without the repeating sections.                                  | Numerical    | 2   | 0..2 <sup>16-2</sup> | Mandatory |
| <a href="#">Template ID</a>    | Identifier of the message template. This is the message type of the Market Data messages.                      | Numerical ID | 2   | 0..2 <sup>16-2</sup> | Mandatory |
| <a href="#">Schema ID</a>      | Identifier of the message schema that contains the template. Used to differentiate Exchange Specifications.    | Numerical ID | 2   | 0..2 <sup>16-2</sup> | Mandatory |
| <a href="#">Schema Version</a> | Version of the message schema in which the message is defined. Used to add messages and/or modify some others. | Numerical ID | 2   | 0..2 <sup>16-2</sup> | Mandatory |

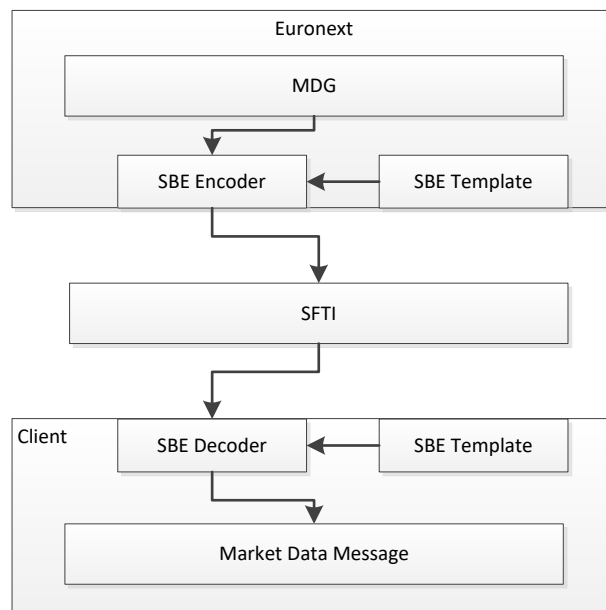
The Repeating Section Header is defined as follows:

| FIELD                    | DESCRIPTION   | LENGTH   | VALUES                 |
|--------------------------|---|--|------------------------|
| Repeating section header | Defines how many times the repeating section is repeated and the length in bytes of a repeating section. It is set to "0" if there is no repeating section. | 2 bytes<br>(the first byte for the length and the second byte for the count) | From 0 to 254 for both |

A Schema ID is composed of Template IDs (or message types) and each Template ID has its own Schema version (message version).

Please note that the SBE Header and Repeated Section Header must be present on the wire for each message (SBE Repeated Section Header only for messages that have a repeated section), but for readability purpose it is not represented in the message structures in this document.

The Exchange provides SBE Template XML files that contain all message types supported by MDG. Client systems can decode SBE messages from MDG using the schema and template files as below:



#### 4.4 SBE BACKWARD AND FORWARD COMPATIBILITY

The aim of backward and forward SBE compatibility is to allow members to choose to update to the latest SBE version or remain in previous versions.

To do so, the main element is the SBE version provided in SBE Template file. This SBE version is in the attribute: "version". In addition, each change on message, field or possible value (for enumerated or bitmap) in the SBE Template file, are flagged with attributes:

- SinceVersion for additions
- deprecated for removals

Each of the above attributes will be set with the value of the SBE version when the change occurred. As such their value cannot be greater than the SBE version.

It is crucial for members to check for each new SBE Template if the compatibility is insured and until which version in order to update if necessary.

These compatibilities are not ensured for the following situations:

- New field added wherever, except if added at the end of the block or a repeated section
- Existing field length changed
- Field, message or possible value name changed
- For enumerated field, if the value is changed (example: in field "EMM", value Not Applicable changes from 254 to 99)

The following describes the mechanism for each compatibility:

##### ■ New field compatibility

Consider SBE version is set to 5.

If in a message a field has been added at the end of the block and before the repeated section with "sinceVersion = 5" then members that are not interested by this new field can ignore it.

To ignore it, members are using the SBE Version 4 (or lower) that has not this new field. Therefore, the block length in the SBE header does not include the field added in version 5. Then SBE Decoder when processing the new message will process all fields inside the block length in SBE version 4 and ignore the new fields in version 5 to continue processing the message with the repeated section header.

Same logic is used for field added at the end of the repeated section. The length of the repeated section is in the Repeated Section Header and it is not the same size between version 4 and 5.

#### ■ New possible value compatibility

If a new possible value is added in SBE version 5, it will be flagged with "sinceVersion = 5". Members that are not interested by this new possible value will potentially receive this new value but will have to define a specific behaviour. They can for example ignore it.

#### ■ New message compatibility

In case a new message is created and until the member wants to use it by updating the SBE version, this message will be ignored.

#### ■ Removals

The field or message or possible value will still be sent with a consistent value in order to ensure the compatibility and will be flagged with the attribute "deprecated".

**Note:** In case Euronext breaks the SBE compatibility, client will be made aware in timely manner.

For the more in depth detailed explanation of Euronext implementation of the SBE protocol, clients are invited to refer to the dedicated Optiq Notice : [SBE Template Introduction and Compatibility Rules](#)

## 5. MESSAGE OVERVIEW

### 5.1 TECHNICAL FORMAT FIELDS

The field formats contained in the messages will adhere to these rules:

- Binary data is in Intel byte order (Little-Endian).
- All integers are unsigned numeric or signed binary using two's complement method.
- All message fields are sent for every message. Only the field values will be broadcast (field names in this document are only for reference purpose).
- All field sizes are fixed and constant.
- Segmentation of messages across packets is not supported, so a message will never straddle a packet boundary.
- Even if it is not always mandatory to be able to process last message version (Schema Version), it is mandatory to check each update for important or regulatory updates.

#### NULL VALUES

- SBE allows optional fields with a null value. The applicable NULL value is defined in the SBE Template file. In message and field specifications, only the not null values are indicated in the "Values" column.
- All text fields (Text and Alphanumeric Id that have more than 1 character) have a specific null value that is not defined in the SBE Template. This null value is binary 0 (/0) for each character.
- All "Alphanumeric ID" and "Text" fields are alphanumeric based on UTF-8, left aligned and null padded (\0).

| FORMAT FIELDS   | DESCRIPTION   | NULL VALUE                                     |
|-----------------|---|--|
| Alphanumeric ID | String type identifying an element, left aligned and completed with null padding (\0).  | Each character is a UTF-8 null code point (\0) |
| Amount          | Signed or unsigned numerical field representing the price multiplied by the quantity.<br>See the description in <a href="#">Price, Quantity, Ratio And Amount Formats</a> .   | Null value defined in SBE Template             |
| Bitmap          | Array of bits, each bit specifying whether an optional value is present (set to "1") or not (set to "0") (in Little-Endian).<br>E.g. For the Trade Qualifier bitmap field if its bit in position zero (0) is set to one (1) then it defines the trade as an Uncrossing Trade. At the same time bit in position one (1) can also be set to one (1) which will in this case indicates that this is also a First Traded Price. | No null value                                  |
| Boolean         | This field acts as an enumerated field with the possible values 0 (false), 1 (true) or null value.  | Null value defined in SBE Template             |
| Date            | Date of an event (in number of days since 01/01/1970 UTC - 01/01/1970 is the day "0").  | Null value defined in SBE Template             |

| FORMAT FIELDS             | DESCRIPTION   | NULL VALUE  |
|---------------------------|---|---|
| Decimal Places            | Number of decimals associated to a numerical field. See the description in <a href="#">Price, Quantity, Ratio And Amount Formats</a> .  | Null value defined in SBE Template  |
| Enumerated                | Information having a delimited set of possible values.  | Null value defined in SBE Template<br>Note: The null value here depends on the technical type which can be unsigned integer or character. |
| Epoch Time in Nanoseconds | UTC Timestamp indicating the number of nanoseconds since epoch (January the 1 <sup>st</sup> 1970).  | Null value defined in SBE Template  |
| Integer Time in hhmmss    | UTC Timestamp using an integer to define the time as hhmmss.  | Null value defined in SBE Template  |
| Intraday Time in Seconds  | UTC Timestamp indicating the number of seconds since the beginning of the day.  | Null value defined in SBE Template  |
| Numerical                 | Generic numerical field on unsigned integer.  | Null value defined in SBE Template  |
| Numerical ID              | Numerical field identifying an element.   | Null value defined in SBE Template  |
| Price                     | Signed numerical field representing a price. See the description in <a href="#">Price, Quantity, Ratio And Amount Formats</a> .   | Null value defined in SBE Template  |
| Quantity                  | Unsigned numerical field representing a quantity of elements (for example a number of shares). See the description in <a href="#">Price, Quantity, Ratio And Amount Formats</a> . | Null value defined in SBE Template  |
| Sequence                  | See the description in §5.35.3 - <del>Sequence Numbers</del> <a href="#">Sequence Numbers</a> .   | Null value defined in SBE Template  |
| Signed Numerical          | Generic numerical field on signed integer.  | Null value defined in SBE Template  |
| Text                      | Text in UTF-8, left aligned and completed with null padding (\0).   | Each character is a UTF-8 null code point (\0)  |

## 5.2 DATE AND TIME CONVENTIONS

Times and Timestamps are expressed in UTC (Universal Time, Coordinated) and are synchronised using Precision Time Protocol (PTP). They are defined in number of nanoseconds since 01/01/1970 UTC based on Unix Epoch or number of seconds since the beginning of the day.

Phase Time and Scheduled Event Time for Cash markets are expressed in an unsigned integer 32 to define a time in hhmmss UTC. Thus, this time is in the range from 0 to 235 959. Each time 60 (seconds) is reached, it increments the hundreds by 1 and seconds are reset to 0. The same applies every 60 minutes (or for each increment of a second when we have 59

minutes and 59 seconds), system increments the 10 thousands by 1 and reset all the inferior figures to 0.

Example: if we have 25959 (2h 59m 59s), the next second will be 30000 (3h 0m 0s).

Dates are defined in number of days since 01/01/1970 UTC (01/01/1970 is the day "0").

Dates and Times formatted for ESMA reporting (EU MiFID II and onshored UK Regulation) are defined with a 27 bytes character string following ISO 8601:

YYYY-MM-DDThh:mm:ss.dddZ.

Where:

- "YYYY" is the year.
- "MM" is the month.
- "DD" is the day.
- "T" is a constant letter used as a separator between "YYYY-MM-DD" and "hh:mm:ss.dddZ".
- "hh" is the hour.
- "mm" is the minute.
- "ss.dddZ" is the second and its fraction of a second.
- "Z" is a constant letter standing for UTC time.

---

## 5.3 SEQUENCE NUMBERS

The feed contains two sequence numbers:

---

### 5.3.1 The Packet Sequence Number (PSN)

The Packet Sequence Number (PSN) is part of the packet header and should be used for UDP gap detection and packet ordering. Each channel has its own PSN sequence.

---

### 5.3.2 The Market Data Sequence Number

Aggregators are MDG internal components that are dealing with a set of channels. The Market Data Sequence Numbers are managed at the aggregator level. Each one of them has its own sequence, starting from 0 and incrementing by step of 1 along the day. Since clients may listen to only a subset of the channels managed by one aggregator, they will not see all the Market Data Sequence Numbers in the messages they get from the channels they listen to. Therefore, on one channel the Market Data Sequence Numbers will increment all along the day but not necessarily by step of 1.

The behaviour of the Market Data Sequence Numbers for the following messages is different. Please refer to their message definition for further explanations:

- **Start Of Day** (1101)
- **End Of Day** (1102)
- **Health Status** (1103)

Reminder: For gap detection: please use the Packet Sequence Number (PSN).



## 5.4 PRICE, QUANTITY, RATIO AND AMOUNT FORMATS

All prices must be processed with two values: the price value in an integer and its scale code. Each instrument must be linked to the associated [Price / Index Level Decimals](#) from the Standing Data message or file.

Prices must be calculated according to the following formula:

$$\text{Price} = \frac{\text{Integer}}{10^{\text{Price/Index Level Decimals}}}$$

For example, a price of 27.56 can be represented by an Integer of 275600 and a Price / Index Level Decimals of 4.

Only 2 prices are not using the generic field above: "Issue Price" and "Strike Price". Since these fields have decimals computed instrument per instrument, they have a dedicated decimal location field that are respectively: "[Issue Price Decimals](#)" and "[Strike Price Decimals](#)".

Note 1: The same mechanism is used for:

- All quantities that are calculated with Quantity Decimals<sup>4</sup>
- All ratios and percentages with Ratio / Multiplier Decimals
- All amounts with Amount Decimals

Note 2: Prices, quantities and amounts for EU and UK MiFIDII do not follow this [Price / Index Level Decimals](#) behaviour. The complete format is described in the Field Description.

## 5.5 TRADING DAY SCHEDULE: TIMETABLE MECHANISM

A trading day (or business day) is a day when the Exchange is open and allows buying and selling financial instruments. A trading day cannot span several calendar days. Typical trading days are Monday through Friday. Non-trading days are the weekends and some holidays.

### 5.5.1 Trading Cycle

During the trading day, financial instruments are traded following a trading cycle, which is the sequencing of market transitions (up to 30) and market events scheduled at precise times within a defined duration.

#### ■ Market transition

A market transition is the triggering of a new Market Phase. Market phases that can be scheduled in a trading cycle are the following:

- 'Inaccessible': no access to the market, typically at the beginning of a trading day and between two trading days; Equivalent to a 'down' status of the trading chain;
- 'Closed': the market is fully available for Market Operations, who can perform consistency checks and other operations; Market participants can modify and cancel their orders (no order creation) on Derivative markets and cancel only on Cash markets;

<sup>4</sup> Please see exceptions for fields like Leg Ratio

- ‘Call’: the market is available to market participants and orders are collected without matching; some information is broadcast, such as the best bid/offer prices (BBO), the Indicative Matching Price (IMP);
- ‘Uncrossing’: the matching engine applies an uncrossing algorithm where crossed orders (i.e. bid orders with prices higher than offer orders) are matched;
- ‘Continuous’: entering orders are matched as soon as a counterpart can be found.

#### ■ Market Events

Market Events provide specific information to market participants, such as the expiry time of an instrument.

There are two types of market events:

- Market events explicitly configured within the trading cycle pattern;
- Market events triggered by Market Operations or the trading engine itself (out of scope).

#### ■ Link between a product and its Trading Cycle

Each product (respectively a cash instrument or a derivative contract) is linked to a Trading Cycle indicating the sequence of market transitions and market events. The Trading Cycles are identified by a field provided in referential data: Pattern Identifier. It is available either in on the feed through respectively Standing Data (1007) and Contract Standing Data (1013) message, or on CFTS through Standing Data files. The timetables themselves are provided in a dedicated CFTS file - Timetable File (1006).

---

## 5.5.2 Broadcast Information

### ■ Start of trading day

At the beginning of the Trading Day and before traders start sending any orders, the Matching Engine generates and broadcasts:

- A “Timetable” message for each trading cycle pattern indicating for each pattern ID the sequence of market phase transitions and market events to be triggered for the coming trading day;
- A “Market Status Change” message for each Contract/Instrument which was in a Suspended status or whose order entry rejection flag is set to “0” (Order entry, modification and cancellation forbidden) to indicate to Market Participants that the Instrument cannot be traded.

### ■ Throughout the trading day

Throughout the trading day, the Matching Engine generates:

- A “Timetable” message each time Market Operations modify the trading cycle of a contract;
- A “Market Status Change” message at the time of the transition for a derivatives contract from one market phase into another one;
- A “Market Status Change” message at the time of the transition for a derivatives instrument from one status into another one (in case the Derivatives instrument does not follow anymore the contract phase)
- A “Market Status Change” message at the time of the transition for a cash instrument from one status into another one.
- A “Market Status Change” message whenever market events are scheduled, triggered or cancelled.

---

## 5.6 INSTRUMENT TICKS

### ■ Link between a product and its Tick Table: :

Each product (respectively a cash instrument or a derivative contract) is linked to a Tick table indicating for each price range the ticket applied in Optiq. The tick tables are identified by a field provided in referential data: Tick Size Identifier. It is available either in the feed through respectively Standing Data (1007) and Contract Standing Data (1013) messages, or on EFS through Standing Data files. The tables themselves are provided in dedicated EFS files (respectively Cash Tick Size Referential File and Derivatives Tick Size Referential File).

**Note:** Settlement Tick Sizes and Exchange Delivery Settlement Prices Tick Sizes are still provided independently from the tick size in derivatives referential data, as indication of the parameters used for the computations of the settlements.

---

## 5.7 INSTRUMENT IDENTIFIERS

An instrument is identified by its Symbol Index, ISIN and/or the AMR (for the Derivatives) for all Optiq messages.

while it is identified by its MiFID Instrument Id for Approved Publication Arrangement (APA) MDG messages (EU and UK MiFID II Regulatory publication Tool )

---

### 5.7.1 Symbol Index

The Symbol Index is assigned by the exchange and will not change over the lifetime of the instrument, nor used again after instrument expiration.

Any Corporate Action leading to a change of ISIN will lead to change of Symbol Index. These Corporate Actions are generally part of the mandatory reorganisation events; the most frequent ones being stock split, reverse stock split, change of name / denomination. However the ISIN change is not systematic and will be in any case communicated upfront through the Euronext Corporate Action notices.

The standard security identifier (for example ISIN), mnemonic, tick size, instrument name and other instrument characteristics are carried only in the Standing Data (1007 message), Outright Standing Data (1014), Strategy Standing Data (1012), Contract Standing Data (1013) messages and in the Standing Data files on servers. As such, the client applications must link the Symbol Index which is sent in all messages, with other instrument characteristics present in the Standing Data messages or files.

---

### 5.7.2 Automated Market Reference (AMR)

The AMR Code remains in the referential data for the Derivatives to allow clients to map it to the Symbol Index used in trading in Optiq. The AMR Code is built from the following template and only applicable for Derivatives:

| Instrument attribute                   | Description   | Attribute length (char) | Example  |
|--|---|-------------------------|--|
| <b>Exchange code</b>                   | Code used to identify the Market Place upon which the product is listed   | 1                       | P - Paris Equity<br>J - Paris Index                                |
| <b>Contract Type</b>                   | Code to identify the type of contract   | 1                       | F- Futures<br>O - Options  |
| <b>Contract Code</b>                   | Code assigned to identify the contract  | 4                       | FCE - CAC40 Index<br>TO1 - Total SA<br>1FIB - ITA Index Future FIB |
| <b>Expiry</b>                          | Expiry year and month<br>Format for all contracts: YYMM<br>- "YY" is the last number of the year<br>- "MM" is the month   | 4                       | 230421 - 2023, 21 <sup>st</sup> April<br>Expiry = 2304             |
| <b>Expiry Day code</b>                 | Expiry day to be encoded :<br>- Days from 1 to 9 : number 1 to 9<br>- Days from 10 to 31 : letters in alphabetic order : A, B, ..., V   | 1                       | 230421 - 2023, 21 <sup>st</sup> April<br>Expiry Day code = L       |
| <b>Strike Price number of decimals</b> | '1' - '4': Strike price number of decimals<br>'0': Future instrument ( strike price not applicable)<br>'S': Special AMR used for instrument with strike price decimals > 4  | 1                       | 1<br>2<br>3<br>4<br>0<br>S   |
| <b>Strike Price</b>                    | Strike price of the option.<br>-For Strike Price greater or equal to 10000, the first char represents a multiple of 10000 (10 = A, 11 = B,..., 35 = Z), the last 4 chars are the price modulo 10000 left padded with '0'<br>-For Special AMR (Strike Price number of decimals = 'S'), Strike Price is converted in base 36, left padded with 0. | 5                       |  |
| <b>Instrument Type</b>                 | Code to identify type of Derivative Instrument  | 1                       | F - Futures<br>C - Call<br>P - Put                                 |

Examples:

| Instrument description  | Strike Price Denominator                      | AMR code           |
|---|---|--------------------|
| <b>ITA Index Future FIB – 2023, March 17th - Milan Index</b>            | N/A   | IF1FIB2303H000000F |
| <b>TOTAL Call Option – 2025, April 18th - Strike 43€ - Paris Equity</b> | 100 – So Strike Price number of decimals is 2 | POTO12504I204300C  |

The AMR code of a strategy has a different composition and is built from the following template:

| Strategy Attributes    | Description  | Attribute Length (char) |
|------------------------|--|-------------------------|
| Exchange Code          | Code used to identify the market place upon which the product is listed  | 1                       |
| Contract Type          | Code to identify the type of contract  | 1                       |
| Contract Code          | Code assigned to identify the contract   | 4                       |
| LegNumber              | Number of legs of the strategy.<br>Leg number to be encoded :<br>- Legs from 1 to 9 : number 1 to 9<br>- Legs from 10 to 31 : letters in alphabetic order : A, B, ..., W | 1                       |
| StrategyCode           | Code used to identify the type of the strategy   | 1                       |
| Filler                 | Value of the filler is '0000'  | 4                       |
| StrategyCreationNumber | Corresponds to the last 5 numbers of the symbol index  | 5                       |
| StrategyIdentifier     | Value is 'S' to identify the strategy  | 1                       |

### 5.7.3 MiFID Instrument ID

Field "MiFID Instrument Id" is used as unique instrument identifier for APA messages.

It has to be used with field "*MiFID Instrument Id Type*" which indicates if the identifier provided in "MiFID Instrument Id" is an 'ISIN' or another identifier (value 'OTHR').

The referential has to be used by clients to match the ISIN or OTHR instrument identifier with instrument characteristics to uniquely identify this instrument.

---

## 6. HOW TO ...

---

### 6.1 ... PROCESS CANCELLATIONS

---

#### 6.1.1 Trade Cancellation

The trade will be cancelled with all the details of the trade in:

- **Market Update** (1001) message with *Market Data Update* Type "50 – Trade Cancellation". It will not be possible from this message to make the link with the original trade.
- **Full Trade Information** (1004) with *Trade Type* "24 – Trade Cancellation" and *MMT Modification Indicator* "CANC – Trade Cancellation". All other fields will be set with original trade details including the *MiFID Execution ID* field which allows client to easily identify the trade cancelled for this Symbol Index.

Note: In case of MDG for APA, the *MiFID Execution ID* becomes irrelevant. Identification of a trade cancelled is done by using the *MiFID Transaction ID* field.

---

#### 6.1.2 Quote Cancellation

The behaviour is the same as Trade Cancellation. APA Quotes (1026) - Deprecated

---

#### 6.1.3 Order Cancellation with Order Update message

For an order deletion an Order Update (1002) message is sent with a Market Data Action type set to "2 - Deletion of order identified by Previous Priority" with the Previous Priority set to identify the order to remove from the book. Price and Order Priority will be set to the null value and quantity set to '0'. Order side and order type will be populated according to the deleted order.

---

#### 6.1.4 Limit Cancellation with Market Update message

In the Market Update message, if there is no more volume for a given price, the limit will be updated with an "Updated Bid" or "Updated Ask" with the quantity set to '0'.

If the BBO has no more volume, then it will be updated with a "Best Bid" or "Best Offer" with quantity set to '0'. If the book side is empty, the BBO will be sent with Price set to null according to the SBE protocol and quantity '0'. It will be followed by a limit update with the price of the limit to update and quantity set to '0'.

---

### 6.2 APA FULL TRADE INFORMATION (1028) - DEPRECATED... DETERMINE THE MESSAGE TYPE

Each message has a type that uniquely defines its structure and its content, and is represented by a numeric identifier.

First example, the message "Market Update" has the type "1001". In the SBE message header the "Template ID" field contains this type (see [SBE Message Structure](#)).

---

### 6.3 ... DETERMINE THE NUMBER OF REPEATING SECTIONS IN A MESSAGE

The number of repeating sections is defined in the second byte of the "Repeating Section Header" (see [SBE Message Structure](#)).

---

### 6.4 ... DETERMINE THE LENGTH OF A PACKET

The length of the packet is set in the UDP header. It includes the UDP header length.

---

### 6.5 ... DETERMINE THE LENGTH OF A MESSAGE

The length of a message (including the length of the "Frame" and "SBE header" fields) is in the field "Frame" (see [4.1 - Overview](#)).

---

### 6.6 ... MANAGE A NEW VERSION OF A MESSAGE IF THE CLIENT HAS NOT IMPLEMENTED THE NEW FIELDS

Please refer to the explanations in the paragraph [SBE Backward and Forward Compatibility](#).

---

### 6.7 ... LOOK FOR A TRADE

This is possible by checking in Full Trade Information (1004) message the MiFID Execution ID field. It is the association of Symbol Index, EMM and Execution ID completed with null on the right to complete until the 52 bytes of the field are filled.

.

---

### 6.8 ... LOOK FOR AN ORDER

For a given Symbol Index and EMM, the order can be found using its Order Priority that uniquely identifies an order. This value is given in the "Ack" message sent by Order Entry Gateway (OEG).

Since updated orders might have a loss of priority, members have to use *Previous Priority* field to find the order in the book. Previous Priority, when set, has to be matched with Order Priority in the existing orders.

---

### 6.9 ... RESYNCHRONIZE WITH SNAPSHOT AFTER PACKET LOSS

Please refer to the explanations on the Snapshot: [Snapshots](#).

---

## 6.10 ... MANAGE BBO

Best Bid and Offer (BBO) updates are sent with a price and a quantity to indicate the best limit on bid or offer side. When the Best Bid or Best Offer changes, a new Best Bid or Best Offer update is sent out and replaces the previous sent Best Bid or Best Offer. If a side of the book becomes empty, then a Best Bid or Best Offer is sent with quantity set to 0 and price set to null to clear the Best Bid or Best offer.

---

## 6.11 ... DERIVE IMPLIED PRICES VOLUME FROM THE AGGREGATED BBO

Implied price volumes are included in the Market data messages communicated for the associated price level. As implied are not considered as orders the associated Implied prices are displayed on the market only if they contribute to the Best Limit.

When an implied price contributes to a limit, the volume available on the market at that price increases without incrementing the number of orders. This logic allows client to distinguish volumes of implied prices vs. those of explicit orders. As such it is possible to have a Best Limit displayed with price and volume but with a number of orders equal to zero (when relying exclusively on implied prices).

Implied prices and volume are only provided at BBO in the messages with Market Update Type (1) and (2). The limit Market Update Type only include explicit volume.

---

## 6.12 ... BUILD THE BOOK

Optiq Market Data provides market by limits (with Market Update (1001) messages) or by orders (with Order Update (1002) messages) depending on the instrument type.

- For markets built using aggregated limits (**Market Update** (1001)), clients have to order the limits by prices (only one price by line):
  - On a new bid or ask, clients must add the new limit
  - On an updated bid or ask, clients must update the current limit with the new limit. This update can be on the limit: type, quantity or number of orders.
  - On a limit deletion, clients will receive an update with quantity set to '0' and the price matching the limit to delete.
- For markets built using **Order Updates** (1002), clients have to arrange each order by its Order Priority (The order with the lowest value of Order Priority has the highest priority):
  - On a New Order, clients must add the new order identified by its Order Priority
  - On an order modification with loss of priority, clients must remove the order identified by the Previous Priority and add a new order identified by its Order Priority.
  - On an order modification without loss of priority, clients must update the order identified by its Order Priority.
  - On an order cancelation, clients must remove the order identified by its Previous Priority.

Clients should not process both the BBO and limits to construct the book. If Best Bid and Offer updates are sent as a part of the same message, then they should be processed as one update to the BBO and not individually. Otherwise, the order book might appear crossed.



---

### 6.13 ... DETERMINE A CLOSING PRICE

Closing Price is determined depending on the Closing Price Type defined at the instrument level, this setting is defined by the Exchange and shared with members through the

**CashStandingDataFile** (9007);

- ◆ Triggering of the computation of the closing price is broadcasted to the market through the **Market Status Change** (1005) message with a dedicated *Scheduled Event* value '16' (Closing Price);
- ◆ Closing Price value is communicated through the **Price Update** (1003) message and flagged by a dedicated *Market Data Price Type* '33' (Closing Price);
- ◆ On top of the Market Data Price Type, members must also use the new *Price Qualifier* field to determine the exact source of the closing price value broadcasted in the *Price* field.

**Example:** if a given instrument has the *Closing Price Type* set to '1' (Last Traded Price) but there were no trades for that instrument during that trading day, then the closing price is set to the Last Adjusted Closing Price value. In this case, the **Price Update** (1003) message is sent with *Price* field set to "LACP" value, *Market Data Price Type* field set to '33' (Closing Price) and the *Price Qualifier* field set to '1' (Last Adjusted Closing Price);

---

### 6.14 ... DETERMINE THE OPTION UNDERLYING EXPIRY

If the Underlying Type is an Index or a Commodity (F or C), the field *Underlying ISIN Code* is populated at contract level. Additionally, underlying Expiry at Contract Level is set to null. The actual alternate underlying is populated at outright level:

- Index future expiry the underlying is an index
- Commodity future expiry the underlying is a commodity

AMR and SymbolIndex of the future expiry is provided at the outright level. This will allow customers to look-up the AMR to find the underlying future expiry.

---

### 6.15 ... DETERMINE ROUND LOT WITH QUANTITY NOTATION

In order to determine the Round Lot, clients have to consider field *Quantity Notation* as follow:

- If Quantity Notation is equal to 'UNT' then Round Lot equals Lot Size.
- If Quantity Notation is equal to 'FMT' then Round Lot equals Par value
- If Quantity Notation is equal to '-' then Round Lot equals 1.

It is important for Par Value to apply the decimal field associated.

---

### 6.16 ...USE AN EXECUTION SUMMARY MESSAGE

Execution Summary is a mechanism made available for Cash (Warrants and Block excluded) and Derivatives segments to provide a quick and efficient way for clients to make decisions on remaining state of the order book after an aggressive order execution.

Execution Summary is published in MDG using the **Market Update** (1001) messages, indicating the Total executed quantity (no matter how many price levels the aggressive order has executed against), and the Last (or deepest into the book) price that the aggressive order has executed against.

The sequencing of this broadcasting is the following:

- Execution summary:
  - Last price hit by the aggressive order
  - Total executed quantity
- Trades
- BBO
- Full depth of the book

Execution Summary is indicated using two Market Data Update Type values:

- '90' – Bid Execution Summary
- '97' – Offer Execution Summary

As the Execution Summary is always sent first following execution of a Trade upon reception of this message clients can anticipate the upcoming limit update on the resting side of the execution.

Technically, Execution Summary is sent as soon as possible, i.e. the market data packet is sent immediately once the event received.

---

### ...DETERMINE THE STATISTICS ON AND OFF-BOOK FOR AN INSTRUMENTS (COB, WHOLESALERS & RFC)

Optiq Provides daily aggregated volume to the market through the dedicated **Statistics** (1009) messages. This section aims to describe how to reconcile the provided statistics with the trade published on Market Data through the **Full Trade Information** (1004) or **Market update** (1001) message.

#### ■ On Exchange On Book Update Type

This Statistic is the aggregated volume executed on-book. It is computed on a per instrument symbol index basis and is equal to the sum of all trades disseminated on the Central Order Book during the day through both **Full Trade Information** (1004) and **Market Update** (1001) messages.

#### ■ On Exchange Off Book Update Type

This statistic is the aggregated volume executed off-book. It is computed on a per Instrument level and is equal to the sum of all trades executed through either the Wholesale or the RFC facility during the day.

Trades in case of Wholesales (Against Actual, Exchange for Swap or Large in Scale transaction) are published via **Full Trade Information** (1004) message only – not via **Market Update** (1001).

It is equal to the sum of:

- The RFC trades (dedicated trade type) disseminated following an RFC through both **Full Trade Information** (1004) or **Market Update** (1001) messages

- The LIS, AA and EFS Trade volume disseminated through **Full Trade Information** (1004) messages
- The residual volume of a LIS Package Trade wholesale transaction to which this instrument contributes, disseminated through either the *Leg Last Traded Quantity* field in the **LIS Package Structure** (1016) or either computed by using the **Full Trade Information** (1004) – sent at contract level and indicating the Instrument Symbol Index in the dedicated repeating group.

This residual volume is computed as follows: volume of the wholesale transaction multiplied by leg weight as identified by the strategy definition in the related **LIS Package Trade** (1016) message

■ *Residual Volume (i) = TransactionVolume X Leg Ratio (i), i representing the symbol index*

**Example:** in case of a LIS on a Butterfly on the CAC40 Option contract, with 3 options A, B and C,

where  $B = A - 2B + C$  (\*), with a volume of 125 lots:

- SymbolIndex of Full Trade Information Contract
- Strategy Code of the Butterfly
- Volume executed: 125
- SymbolIndex of A, B and C instruments

The residual volume on each instrument is then equal respectively for A, B and C to 125, 250 and 125 resulting from strategy volume X leg ration, where each leg ration is defined by (\*).

The weights of each component are provided to the market via the dedicated **LIS Package Structure** (1016) message.

As a consequence, the **Statistics** (1009) message are published immediately after the CAC40 Option **Full Trade Information** (1004) message disseminated for the LIS transaction, increasing accordingly the aggregated volumes.

#### ■ On and Off-book On Exchange Update Type

This statistic is the aggregation of the two previous ones.

## 6.17 ...DETERMINE THE TVTIC

The Trading Venue Transaction Identification Code (TVTIC) is the unique identifier of a trade in the EU and UK MiFID II framework. Each individual trade has a corresponding TVTIC. As a reminder, MiFID II reporting is at leg level.

The different ways to get a trade TVTIC are:

#### **For Cash / Outright trades:**

- ◆ Using the public Market Data feed, getting the *Trade Unique Identifier* in the **Full Trade Information** (1004) message;
- ◆ Using the private Order Entry feed:
  - In SBE **Fill** (04) or SBE **Declaration Notice** (42): getting the *Trade Unique Identifier*;

- In FIX **ExecutionReport** (8) or FIX **TradeCaptureReportAck** (AR) : getting the *Regulatory Trade ID* with *Regulatory Trade ID Type* equals 5 (TVTIC);
- ◆ Retrieving the *TVTIC* field from the EOD Day Trade file (**FTRRM**).

**For Strategies:**

- ◆ Using the private Order Entry feed:
  - In SBE **Fill** (04): getting the *Trade Unique Identifier* in Strategy fields section to get the "Leg" Trade Unique Identifier;
  - In FIX **ExecutionReport** (8): getting the *Regulatory Trade ID* with *Regulatory Trade ID Type* equals 5 (TVTIC) where *RegulatoryLegRefID* equals the corresponding *Leg ID* in NoLegs section.

**APA Full Trade Information (1028) - Deprecated.**

## 7. MESSAGES

### 7.1 TECHNICAL MESSAGES

The message specification format is as follow:

| FIELD                    | DESCRIPTION   | LENGTH   |
|--------------------------|---|--|
| Block                    | The block is all the non-repeated fields.   | Variable (in bytes)                                      |
| Repeating section header | This is how many times the repeating section is repeated and the length of a repeating section. It will not be displayed in any below message. It is set to 0 if there is no repeating section. | 2 bytes<br>(1byte for the length<br>1byte for the count) |
| Repeating section        | All the fields that are repeated. All these fields are in bold and green table borders  | Variable (in bytes)                                      |

All field lengths are in bytes.

Field definition might not be exhaustive, please go to the [Field Description](#) section. Further details will be provided.

#### 7.1.1 Start Of Day (1101)

These messages will be sent periodically until another MDG message is sent on any channel of an aggregator. After the Start of Day messages, the Health Status (1103) messages will be sent periodically

This mechanism guarantees that Start Of Day (1101) messages are the really first messages sent by MDG.

**Message Sending Rules:** **Start Of Day** (1101) messages are sent every 2 seconds on each channel once the Market Data Gateway starts.

**Note:** Start Of Day Market Data Sequence Number will always be set to "0".

| FIELD                                       | SHORT DESCRIPTION  | FORMAT   | LEN | VALUES                | PRESENCE  |
|---|--|----------|-----|-----------------------|-----------|
| <a href="#">Market Data Sequence Number</a> | Assigned by MDG for each message. Each channel has its own Market Data Sequence Number sequence. | Sequence | 8   | 0..2 <sup>64</sup> -2 | Mandatory |
| <a href="#">Session Trading Day</a>         | Date of the current trading session (in number of days since the 1st of January 1970).           | Date     | 2   | 0..2 <sup>16</sup> -2 | Mandatory |

### 7.1.2 End Of Day (1102)

End Of Day (1102) messages are sent at end of day to inform that MDG will shut down 15 minutes after the first End Of Day (1102) message is sent. During these 15 minutes, MDG will stop sending messages (including Health Status (1103)).

**Message Sending Rules:** At the end of day, based on the production timetable, MDG will send **End Of Day** (1102) messages every 2 seconds during 15 minutes.

**Note:** The Market Data Sequence Number of all the **End Of Day** (1102) messages is the Market Data Sequence Number of the last message sent by the aggregator for this set of channels (be aware that this last message can have been sent on another channel managed by this aggregator).

| FIELD                                       | SHORT DESCRIPTION  | FORMAT   | LEN | VALUES                | PRESENCE  |
|---|--|----------|-----|-----------------------|-----------|
| <a href="#">Market Data Sequence Number</a> | Assigned by MDG for each message. Each channel has its own Market Data Sequence Number sequence. | Sequence | 8   | 0..2 <sup>64</sup> -2 | Mandatory |
| <a href="#">Session Trading Day</a>         | Date of the current trading session (in number of days since the 1st of January 1970).           | Date     | 2   | 0..2 <sup>16</sup> -2 | Mandatory |

### 7.1.3 Health Status (1103)

The Health Status messages are broadcasted on all channels repeatedly all along the day as soon as the Standing Data messages are broadcasted and until End of Day messages are broadcasted. The Market Data Sequence Number for this message will be the last Market Data Sequence Number of the message sent by the aggregator of this channel (be aware that this message can be sent on another channel managed by this aggregator).

The Event time indicates the time of the generation of the Health Status message. This message is alone in the packet.

**Message Sending Rules:** Health Status are sent every 2 seconds even if there are market data messages sent on a channel.

| FIELD                                       | SHORT DESCRIPTION  | FORMAT                    | LEN | VALUES                | PRESENCE  |
|---|--|---------------------------|-----|-----------------------|-----------|
| <a href="#">Market Data Sequence Number</a> | Assigned by MDG for each message. Each channel has its own Market Data Sequence Number sequence. | Sequence                  | 8   | 0..2 <sup>64</sup> -2 | Mandatory |
| <a href="#">Event Time</a>                  | Time when an event has been processed  | Epoch Time in Nanoseconds | 8   | 0..2 <sup>64</sup> -2 | Mandatory |

### 7.1.4 Technical Notification (1106)

Technical Notification message is used to notify the beginning of Start and End Retransmissions.

#### Message Sending Rules:

- At the end of each book retransmission on a single instrument (they start with a clear book request in Order Update or Market Update message). Field *Symbol Index* will have the value of the instrument book sent. *Retransmission Start Time* will be set to null.
- At the beginning and at the end of a trade retransmission, providing the time window to clear previous trades and to be replaced by the resubmitted trades. Field *Symbol Index* will be set to null.

| FIELD                                       | SHORT DESCRIPTION  | FORMAT                    | LEN | VALUES   | PRESENCE  |
|---|--|---------------------------|-----|--|-----------|
| <a href="#">Market Data Sequence Number</a> | Assigned by MDG for each message. Each channel has its own Market Data Sequence Number sequence.   | Sequence                  | 8   | 0..2 <sup>64</sup> -2  | Optional  |
| <a href="#">Technical Notification Type</a> | Indicates the technical notification sent.   | Enumerated                | 1   | 1 Instrument Book Retransmission End<br>10 Trade Retransmission Start<br>11 Trade Retransmission End | Mandatory |
| <a href="#">Rebroadcast Indicator</a>       | Indicates if this message is resent or new (1 if resent, 0 otherwise). For a snapshot, this field will always be set to '1'.   | Numerical ID              | 1   | 0..2 <sup>8</sup> -2   | Mandatory |
| <a href="#">Retransmission Start Time</a>   | Indicates when the retransmission starts. For trade retransmission, all the trades previously received by the clients that have an "Event time" strictly lower than this field are valid (Time in number of nanoseconds since 01/01/1970 UTC). | Epoch Time in Nanoseconds | 8   | 0..2 <sup>64</sup> -2  | Optional  |

| FIELD                                   | SHORT DESCRIPTION   | FORMAT                    | LEN | VALUES                | PRESENCE |
|---|---|---------------------------|-----|-----------------------|----------|
| <a href="#">Retransmission End Time</a> | Indicates when the retransmission ends. For trade retransmission, all the trades previously received by the clients that have an "Event time" strictly higher than this field are valid (Time in number of nanoseconds since 01/01/1970 UTC). | Epoch Time in Nanoseconds | 8   | 0..2 <sup>64</sup> -2 | Optional |
| <a href="#">Symbol Index</a>            | Exchange identification code of the instrument/contract.  | Numerical ID              | 4   | 0..2 <sup>32</sup> -2 | Optional |

## 7.2 REFERENTIAL MESSAGES

### 7.2.1 Timetable (1006)

The Timetable (1006) message indicates the instrument trading patterns (state change sequence) for the current trading day.

Link between respectively Cash instruments and Derivatives contracts is explained in the dedicated section.

#### Message Sending Rules:

- Automatically for each Trading Pattern, after the Session Start and Referential messages
- On an exceptional basis, it may be sent during the trading day in case scheduled hours have changed due to manual intervention by Market Operations or if there are multiple openings during the day. If it indicates a Pattern ID, then the change applies on all instruments linked to this Pattern ID, otherwise it only applies on the Symbol Index and EMM.

| FIELD                                       | SHORT DESCRIPTION  | FORMAT       | LEN | VALUES                | PRESENCE  |
|---|--|--------------|-----|-----------------------|-----------|
| <a href="#">Market Data Sequence Number</a> | Assigned by MDG for each message. Each channel has its own Market Data Sequence Number sequence.                             | Sequence     | 8   | 0..2 <sup>64</sup> -2 | Mandatory |
| <a href="#">Rebroadcast Indicator</a>       | Indicates if this message is resent or new (1 if resent, 0 otherwise). For a snapshot, this field will always be set to '1'. | Numerical ID | 1   | 0..2 <sup>8</sup> -2  | Mandatory |



| FIELD                                 | SHORT DESCRIPTION  | FORMAT                 | LEN | VALUES  | PRESENCE  |
|---------------------------------------|--|------------------------|-----|---|-----------|
| <a href="#">EMM</a>                   | Defines the Exchange Market<br><br>Mechanism applied on each platform.   | Enumerated             | 1   | (See field description)   | Optional  |
| <a href="#">Pattern ID</a>            | Numerical Pattern identifier available as a characteristic of an instrument in Standing Data file and message, and used in the MDG timetable message. Cash Markets only. | Numerical ID           | 2   | 0..2 <sup>16</sup> -2   | Optional  |
| <a href="#">Symbol Index</a>          | Exchange identification code of the instrument/contract.   | Numerical ID           | 4   | 0..2 <sup>32</sup> -2   | Optional  |
| Timetables length                     | Repeating section header   | Numerical              | 1   | 0.. 2 <sup>16</sup> -2  | Mandatory |
| Timetables occurrences                | Repeating section header   | Numerical              | 1   | 1..254  | Mandatory |
| <a href="#">Phase Time</a>            | Time of Phase start  | Integer Time in hhmmss | 8   | 0..2 <sup>64</sup> -2   | Mandatory |
| <a href="#">Phase Id</a>              | Indicates the phase of the instrument.   | Enumerated             | 1   | (See field description)   | Mandatory |
| <a href="#">Phase Qualifier</a>       | Indicates the Phase Qualifier.   | Bitmap                 | 2   | (See field description)   | Mandatory |
| <a href="#">Trading Period</a>        | Provides the current trading period.   | Enumerated             | 1   | 1 Opening (Cash and Derivatives)<br>2 Standard (Cash and Derivatives)<br>3 Closing (Cash and Derivatives)                                   | Mandatory |
| <a href="#">Order Entry Qualifier</a> | Field indicating the state of the Order Entry for the current market state.  | Enumerated             | 1   | 0 Order Entry/Cancel/Modify Disabled<br>1 Order Entry/Cancel/Modify Enabled<br>2 Cancel and Modify Only (Derivatives Only)<br>3 Cancel Only | Optional  |

| FIELD                           | SHORT DESCRIPTION        | FORMAT     | LEN | VALUES                  | PRESENCE  |
|---------------------------------|--------------------------|------------|-----|-------------------------|-----------|
| <a href="#">Session</a>         | Current market session.  | Enumerated | 1   | (See field description) | Mandatory |
| <a href="#">Scheduled Event</a> | Type of Scheduled Event. | Enumerated | 1   | (See field description) | Optional  |

### 7.2.2 Standing Data (1007)

The Standing Data (1007) message provides instrument characteristics for Cash and Index products, valid for the current trading day.

#### Message Sending Rules:

- Every morning following the Session Start messages.

#### Multi-Listing – Market of Reference – Single Order Book

An instrument can be listed on more than one of the market places operated by the Exchange. Multi-Listed instruments can be identified in the feed by using the field *MIC List* in the Standing Data (1007) message.

If an instrument is multi-listed, then a Market of Reference (MoR) is designated and Euronext's European Single Order Book will consolidate liquidity in such instruments by ensuring that all order flow in that instrument is concentrated on a single order book in the designated MoR. Companies can decide to be multi-listed on more than one Euronext market to benefit from increased visibility and exposure.

For example, ING Groep (NL0011821202) (headquartered in the Netherlands) is listed on two Euronext markets, Euronext Amsterdam (being its Market of Reference) and Euronext Brussels. Even though order flow in ING Groep is concentrated on the single order book in the designated Market of Reference (being Euronext Amsterdam), ING Groep is still considered as a listed company in the Netherlands and Belgium.

The MIC List will show an instrument being listed on more than one of Euronext's markets and it always begins with the MIC of the MoR.

The Euronext website should be used as the reference for correct display of multi-listed instruments; the display of a multi-listed instrument should include the relevant markets on which the instrument is listed and show the real-time quotes of the relevant instrument (based on the single order book in the designated Market of Reference).

#### Notes:

- Standing Data messages are also available in XML file.
- The repeating section links the "Exchange Market Mechanism" (EMM) with its "Pattern ID".

| FIELD  | SHORT DESCRIPTION   | FORMAT          | LEN | VALUES                  | PRESENCE  |
|--|---|-----------------|-----|-------------------------|-----------|
| <a href="#">Market Data Sequence Number</a>  | Assigned by MDG for each message. Each channel has its own Market Data Sequence Number sequence.  | Sequence        | 8   | 0..2 <sup>64</sup> -2   | Mandatory |
| <a href="#">Rebroadcast Indicator</a>        | Indicates if this message is resent or new (1 if resent, 0 otherwise). For a snapshot, this field will always be set to '1'.            | Numerical ID    | 1   | 0..2 <sup>8</sup> -2    | Mandatory |
| <a href="#">Symbol Index</a>                 | Exchange identification code of the instrument/contract.  | Numerical ID    | 4   | 0..2 <sup>32</sup> -2   | Mandatory |
| <a href="#">Optiq Segment</a>                | An Optiq segment is a universe of instruments sharing common trading properties.  | Enumerated      | 1   | (See field description) | Mandatory |
| <a href="#">Partition ID</a>                 | Identifies uniquely an Optiq partition across all the Exchange partitions.  | Numerical ID    | 2   | 0..2 <sup>16</sup> -2   | Mandatory |
| <a href="#">Full Instrument Name</a>         | Full Instrument Name.   | Text            | 102 | (See field description) | Optional  |
| <a href="#">Instrument Name</a>              | Instrument Name   | Text            | 18  | (See field description) | Mandatory |
| <a href="#">Instrument Trading Code</a>      | Cash: Trading code is a 12-character string, the only instrument identifier that is unique in the feed in addition to the symbol index. | Alphanumeric ID | 15  | (See field description) | Optional  |
| <a href="#">Instrument Group Code</a>        | Instrument Group / Class Identifier.  | Alphanumeric ID | 2   | (See field description) | Mandatory |
| <a href="#">ISIN Code</a>                    | Instrument ISIN following ISO 6166.   | Alphanumeric ID | 12  | (See field description) | Mandatory |
| <a href="#">Price / Index Level Decimals</a> | Indicates the number of decimals for each Price / Index Level related to this Symbol Index  | Decimal Places  | 1   | 0..2 <sup>8</sup> -2    | Mandatory |
| <a href="#">Quantity Decimals</a>            | Indicates the number of decimals for each Quantity related to this Symbol Index   | Decimal Places  | 1   | 0..2 <sup>8</sup> -2    | Optional  |
| <a href="#">Amount Decimals</a>              | Indicates the number of decimals for each Amount related to this Symbol Index   | Decimal Places  | 1   | 0..2 <sup>8</sup> -2    | Optional  |
| <a href="#">Ratio / Multiplier Decimals</a>  | Indicates the number of decimals for each Ratio / Multiplier related to this Symbol Index   | Decimal Places  | 1   | 0..2 <sup>8</sup> -2    | Mandatory |

| FIELD                                 | SHORT DESCRIPTION  | FORMAT          | LEN | VALUES                  | PRESENCE  |
|---------------------------------------|--|-----------------|-----|-------------------------|-----------|
| <a href="#">CFI</a>                   | Classification code of a financial instrument defined by the ISO-10962:2015 standard.  | Text            | 6   |                         | Mandatory |
| <a href="#">Instrument Event Date</a> | Date of the last instrument characteristic modification(s) except for some exceptions.   | Date            | 2   | 0..2^16-2               | Mandatory |
| <a href="#">Strike Price</a>          | The strike price of an option/warrant is the specified price at which the underlying can be bought (in the case of a call/right to buy) or sold (in case of a put/right to sell) by the holder (buyer) of the option/warrant contract, at the moment he exercises his right against a writer (seller) of the option/warrant. | Price           | 8   | (See field description) | Optional  |
| <a href="#">Dark Eligibility</a>      | Indicates the Eligibility to dark. 0 is not eligible, 1 is eligible.   | Boolean         | 1   | 0..2^8-2                | Optional  |
| <a href="#">Dark LIS Threshold</a>    | Defines the minimum amount of an order to benefit from the LIS (Large In Scale) pre-transparency waiver (to be calculated with the Amount Decimals).   | Amount          | 8   | 0..2^64-2               | Optional  |
| <a href="#">Dark Minimum Quantity</a> | <i>Defines the minimum quantity required for an order to be filled in the Dark liquidity. 0 indicates that no minimum amount is required.</i>  | Quantity        | 4   | 0..2^32-2               | Optional  |
| <a href="#">Date Of Last Trade</a>    | Date of the Last Price for the Instrument  | Date            | 2   | 0..2^16-2               | Optional  |
| <a href="#">Depository List</a>       | Identifies the possible main depository organizations (maximum four) for shares or fixed income.   | Text            | 20  | (See field description) | Optional  |
| <a href="#">Main Depository</a>       | Identifies the default (or main) depository organization of the instrument (between the possible 4 depositories registered) used by priority for the settlement (for example: multi-listed instruments which have several depositories).   | Alphanumeric ID | 5   | (See field description) | Optional  |

| FIELD  | SHORT DESCRIPTION   | FORMAT          | LEN | VALUES  | PRESENCE  |
|--|---|-----------------|-----|---|-----------|
| <a href="#">First Settlement Date</a>        | Represents the first possible settlement date for a given instrument.   | Date            | 2   | 0..2^16-2   | Optional  |
| <a href="#">Guarantee Indicator</a>          | Indicates if the trade is guaranteed or not (for clearing purpose)  | Enumerated      | 1   | 0 This instrument is not guaranteed<br>1 This instrument is guaranteed<br>2 This instrument is not clearable<br>8 This instrument is part of Cleared Borrowing and Lending Service (CBLM) and is guaranteed | Optional  |
| <a href="#">ICB</a>                          | <i>Not relevant</i>   | Alphanumeric ID | 16  | (See field description)   | Optional  |
| <a href="#">Issuing Country</a>              | Issuing country.  | Alphanumeric ID | 3   | (See field description)   | Optional  |
| <a href="#">Last Adjusted Closing Price</a>  | Last traded price of the previous trading day after application of the adjustment coefficient (to be calculated with the Price/Index Level Decimals). | Price           | 8   | (See field description)   | Optional  |
| <a href="#">Lot Size</a>                     | For Cash and Derivatives, it defines a multiple of the tradable quantity.   | Quantity        | 8   | 0..2^64-2   | Optional  |
| <a href="#">Maturity Date</a>                | Maturity Date of the instrument (text formatted as YYYYMMDD).   | Text            | 8   | (See field description)   | Optional  |
| <a href="#">Maximum Decimals In Quantity</a> | Maximum Decimals In Quantity was introduced for Euronext Fund Services Paris and indicates the maximum of relevant decimal number for trading.        | Numerical       | 1   | 0..2^8-2  | Optional  |
| <a href="#">MIC</a>                          | Identifies the market to which an instrument belongs by its MIC (Market Identification Code), segment MIC according to ISO 10383.                     | Alphanumeric ID | 4   | (See field description)   | Mandatory |
| <a href="#">MIC List</a>                     | Identifies the Euronext markets on which an instrument is listed by its MIC (Market Identification Code).   | Alphanumeric ID | 20  | (See field description)   | Optional  |

| FIELD   | SHORT DESCRIPTION   | FORMAT          | LEN | VALUES   | PRESENCE |
|---|---|-----------------|-----|--|----------|
| <a href="#">Country Of Exchange</a>           | Country of exchange is the Country associated to the MIC following ISO 3166 Alpha-3.  | Alphanumeric ID | 3   | (See field description)  | Optional |
| <a href="#">Mnemonic</a>                      | Mnemonic code of the instrument. This field is not populated for every instrument.  | Alphanumeric ID | 5   | (See field description)  | Optional |
| <a href="#">Underlying MIC</a>                | Identifies the market to which an instrument' underlying belongs by its MIC (Market Identification Code), according to ISO 10383. Refer to MIC field to have all the authorized values.   | Alphanumeric ID | 4   | (See field description)  | Optional |
| <a href="#">Underlying ISIN Code</a>          | Underlying ISIN.  | Alphanumeric ID | 12  | (See field description)  | Optional |
| <a href="#">Trading Currency</a>              | Code of the currency (ISO 4217-3A).   | Alphanumeric ID | 3   | (See field description)  | Optional |
| <a href="#">Currency Coefficient</a>          | When an actual price is displayed in a different 'price expression' than the official instrument trading currency, the Currency Coefficient represents the ratio 'price expression' divided by 'official currency' (To be calculated with Ratio / Multiplier Decimals). | Numerical ID    | 4   | 0..2 <sup>32-2</sup>   | Optional |
| <a href="#">Trading Currency Indicator</a>    | Indicates whether the 'price expression' is in the Currency or in a ratio of this Currency. Use Currency Coefficient field to identify the ratio to apply.  | Enumerated      | 1   | 0 Change rate not applied to the traded price<br>1 Change rate applied to the traded price | Optional |
| <a href="#">Strike Currency Indicator</a>     | Indicates whether the 'price expression' is in the Currency or in a ratio of this Currency. Use Currency Coefficient field to identify the ratio to apply.  | Enumerated      | 1   | 0 Change rate not applied to the strike price<br>1 Change rate applied to the strike price | Optional |
| <a href="#">Number Instrument Circulating</a> | For stocks: this is the total number of shares issued by the company.<br>For Fix Income: this is the number of Fix Income still to be repaid.   | Quantity        | 8   | 0..2 <sup>64-2</sup>   | Optional |

| FIELD                                      | SHORT DESCRIPTION   | FORMAT            | LEN      | VALUES   | PRESENCE        |
|--|---|-------------------|----------|--|-----------------|
| <a href="#">Par Value</a>                  | Par Value (also called Nominal value) for Instrument. For Fixed Income it represents the par amount to be repaid at maturity (not including interest revenue) (to be calculated with the Amount Decimals).  | Amount            | 8        | 0..2^64-2  | Optional        |
| <a href="#">Quantity Notation</a>          | Indication of the type of measurement (e.g. number of units, nominal, monetary value, etc.) in which the transaction is expressed.  | Text              | 3        | (See field description)  | Optional        |
| <a href="#">Instrument Unit Expression</a> | <i>Deprecated – Instrument Unit Expression in EMMPatternRep section should be used instead.</i>   | <i>Enumerated</i> | <i>1</i> | <i>(See field description)</i>                                 | <i>Optional</i> |
| <a href="#">Settlement Delay</a>           | Gives the number of trading days that represents the period between the trade date and the settlement date (delivery and payment) for an instrument to be cleared and settled.  | Alphanumeric ID   | 2        | (See field description)  | Optional        |
| <a href="#">Strike Currency</a>            | Code of the strike currency (ISO 4217-3A).  | Alphanumeric ID   | 3        | (See field description)  | Optional        |
| <a href="#">Tax Code</a>                   | Tax deduction code to which the instrument belongs.   | Enumerated        | 1        | 0 Not eligible to PEA<br>3 Eligible to PEA<br>9 Not Applicable | Optional        |
| <a href="#">Type Of Corporate Event</a>    | Indicates the last type of corporate event that has occurred on an instrument, such as detachment of rights, or of coupons. The data item is automatically calculated by the adjustment application but in case of problem or error, the data item value could be modified manually, particularly for purging the order book in case of absence of corporate event. | Alphanumeric ID   | 2        | (See field description)  | Optional        |
| <a href="#">Type Of Market Admission</a>   | Indicates the type of market to which an instrument has been listed.  | Enumerated        | 1        | (See field description)  | Optional        |

| FIELD  | SHORT DESCRIPTION  | FORMAT          | LEN | VALUES                  | PRESENCE |
|--|--|-----------------|-----|-------------------------|----------|
| <a href="#">Repo Indicator</a>                 | Indicates whether the instrument listed underlies any loan contracts, meaning it has been admitted to the Deferred Settlement system and/or to the lending market. | Enumerated      | 1   | (See field description) | Optional |
| <a href="#">Issue Price</a>                    | Issuing price of the instrument  | Price           | 8   | (See field description) | Optional |
| <a href="#">Nominal Currency</a>               | Code of the nominal currency (ISO 4217-3A).  | Alphanumeric ID | 3   | (See field description) | Optional |
| <a href="#">Issue Price Decimals</a>           | Indicates the number of decimals for Issue Price related to this Symbol Index  | Decimal Places  | 1   | 0..2^8-2                | Optional |
| <a href="#">Strike Price Decimals</a>          | Indicates the number of decimals for Strike Price related to this Symbol Index   | Decimal Places  | 1   | 0..2^8-2                | Optional |
| <a href="#">Liquid Instrument Indicator</a>    | Indicates whether the instrument is liquid or not, as defined per EU and UK MiFID II. (0 = Illiquid; 1 = Liquid)   | Boolean         | 1   | 0..2^8-2                | Optional |
| <a href="#">Market Of Reference MIC</a>        | Indicates the instrument Exchange of Reference by its MIC (Market Identification Code according to ISO 10383) (For Future Use).                                    | Alphanumeric ID | 4   | (See field description) | Optional |
| <a href="#">ICB Code</a>                       | Not relevant   | Alphanumeric ID | 8   | (See field description) | Optional |
| <a href="#">Threshold LIS Post Trade 60mn</a>  | Defines the amount of an order to benefit from the LIS Trade Deferred publication to 60 min (to be calculated with the Amount Decimals).                           | Amount          | 8   | 0..2^64-2               | Optional |
| <a href="#">Threshold LIS Post Trade 120mn</a> | Defines the amount of an order to benefit from the LIS Trade Deferred publication to 120 min (to be calculated with the Amount Decimals).                          | Amount          | 8   | 0..2^64-2               | Optional |
| <a href="#">Threshold LIS Post Trade EOD</a>   | Defines the amount of an order to benefit from the LIS Trade Deferred publication to EOD (to be calculated with the Amount Decimals).                              | Amount          | 8   | 0..2^64-2               | Optional |
| <a href="#">Long Mnemonic</a>                  | Mnemonic code of the instrument. This field is not populated for every instrument.   | Alphanumeric ID | 6   | (See field description) | Optional |



| FIELD   | SHORT DESCRIPTION  | FORMAT       | LEN | VALUES                  | PRESENCE  |
|---|--|--------------|-----|-------------------------|-----------|
| <a href="#">Max Order Amount Call</a>         | Maximum order amount allowed during a call phase.  | Amount       | 8   | 0..2 <sup>64-2</sup>    | Optional  |
| <a href="#">Max Order Amount Continuous</a>   | Maximum order amount allowed during a continuous phase.  | Amount       | 8   | 0..2 <sup>64-2</sup>    | Optional  |
| <a href="#">Max Order Quantity Call</a>       | Maximum order quantity allowed during an uncrossing phase.   | Quantity     | 8   | 0..2 <sup>64-2</sup>    | Optional  |
| <a href="#">Max Order Quantity Continuous</a> | Maximum order quantity allowed during a continuous phase.  | Quantity     | 8   | 0..2 <sup>64-2</sup>    | Optional  |
| <a href="#">Pool Factor</a>                   | Allows to calculate how much of the original loans have yet to be repaid.  | Numerical ID | 4   | 0..2 <sup>32-2</sup>    | Optional  |
| EMMPatternRep length                          | Repeating group Header   | Numerical    | 1   | 0.. 2 <sup>8-2</sup>    | Mandatory |
| EMMPatternRep occurrences                     | Repeating group Header   | Numerical    | 1   | 1..254                  | Mandatory |
| <a href="#">EMM</a>                           | Defines the Exchange Market Mechanism applied on each platform.  | Enumerated   | 1   | (See field description) | Mandatory |
| <a href="#">Pattern ID</a>                    | Numerical Pattern identifier available as a characteristic of an instrument in Standing Data file and message, and used in the MDG timetable message. Cash Markets only.       | Numerical ID | 2   | 0..2 <sup>16-2</sup>    | Optional  |
| <a href="#">Tick Size Index ID</a>            | ID of the tick size table available in the Tick Table file.  | Numerical ID | 2   | 0..2 <sup>16-2</sup>    | Optional  |
| <a href="#">Market Model</a>                  | Market Model identifier.   | Enumerated   | 1   | (See field description) | Optional  |
| <a href="#">Lot Size</a>                      | For Cash and Derivatives, it defines a multiple of the tradable quantity.  | Quantity     | 8   | 0..2 <sup>64-2</sup>    | Optional  |
| <a href="#">Instrument Unit Expression</a>    | Unit in which the instrument is quoted.  | Enumerated   | 1   | (See field description) | Optional  |
| <a href="#">Anonymous</a>                     | Indicates if the Market Data notifications on the instrument are anonymous or not. (0: Non Anonymous – Member Firm ID published; 1: Anonymous – Member Firm ID not published). | Boolean      | 1   | 0..2 <sup>8-2</sup>     | Optional  |

### 7.2.3 Contract Standing Data (1013)

The Contract Standing Data (1013) message provides the characteristics of Derivatives contracts and the underlyings. Contract Standing Data will be sent first, followed by the Outright Standing Data and Strategy Standing Data.

**For Contract characteristics:** *Symbol Index* will be included in the range defined in the Symbol Index chapter

**For Underlying characteristics:** *Symbol Index* will be populated with the Symbol Index from the underlying cash instrument (applicable for underlying instruments listed on Euronext).

**Message Sending Rules:** The **Contract Standing Data** (1013) message is sent every morning following the Session Start messages

**Note:** Parameters related to Contract Standing Data will only be available in XML file.

| FIELD                                       | SHORT DESCRIPTION  | FORMAT       | LEN | VALUES   | PRESENCE  |
|---|--|--------------|-----|--|-----------|
| <a href="#">Market Data Sequence Number</a> | Assigned by MDG for each message. Each channel has its own Market Data Sequence Number sequence.                             | Sequence     | 8   | 0..2 <sup>64</sup> -2  | Mandatory |
| <a href="#">Rebroadcast Indicator</a>       | Indicates if this message is resent or new (1 if resent, 0 otherwise). For a snapshot, this field will always be set to '1'. | Numerical ID | 1   | 0..2 <sup>8</sup> -2   | Mandatory |
| <a href="#">Symbol Index</a>                | Exchange identification code of the instrument/contract.   | Numerical ID | 4   | 0..2 <sup>32</sup> -2  | Mandatory |
| <a href="#">Optiq Segment</a>               | An Optiq segment is a universe of instruments sharing common trading properties.   | Enumerated   | 1   | (See field description)                                      | Mandatory |
| <a href="#">Partition ID</a>                | Identifies uniquely an Optiq partition across all the Exchange partitions.   | Numerical ID | 2   | 0..2 <sup>16</sup> -2  | Mandatory |
| <a href="#">Contract Event Date</a>         | Date of the last contract characteristics modification(s) except for some exceptions.  | Date         | 2   | 0..2 <sup>16</sup> -2  | Optional  |
| <a href="#">Exchange Code</a>               | Indicates the Market Place.  | Enumerated   | 1   | (See field description)                                      | Mandatory |
| <a href="#">Exercise Style</a>              | Type of exercise of a derivatives instrument   | Enumerated   | 1   | 0 European<br>1 American<br>2 Asian<br>3 Bermudan<br>4 Other | Optional  |
| <a href="#">Contract Name</a>               | Contract Name  | Text         | 60  |  | Mandatory |

| FIELD  | SHORT DESCRIPTION  | FORMAT          | LEN | VALUES   | PRESENCE  |
|--|--|-----------------|-----|--|-----------|
| <a href="#">Contract Type</a>                | Generic Contract Type.   | Enumerated      | 1   | F Future<br>O Option<br>U Underlying                             | Optional  |
| <a href="#">Underlying Type</a>              | Defines the instrument type of the underlying.   | Enumerated      | 1   | C Commodity<br>F Future<br>I Index<br>S Stock<br>X Exchange Rate | Mandatory |
| <a href="#">Price / Index Level Decimals</a> | Indicates the number of decimals for each Price / Index Level related to this Symbol Index   | Decimal Places  | 1   | 0..2^8-2   | Optional  |
| <a href="#">Quantity Decimals</a>            | Indicates the number of decimals for each Quantity related to this Symbol Index  | Decimal Places  | 1   | 0..2^8-2   | Optional  |
| <a href="#">Amount Decimals</a>              | Indicates the number of decimals for each Amount related to this Symbol Index  | Decimal Places  | 1   | 0..2^8-2   | Optional  |
| <a href="#">Ratio / Multiplier Decimals</a>  | Indicates the number of decimals for each Ratio / Multiplier related to this Symbol Index  | Decimal Places  | 1   | 0..2^8-2   | Optional  |
| <a href="#">Main Depository</a>              | Identifies the default (or main) depository organization of the instrument (between the possible 4 depositories registered) used by priority for the settlement (for example: multi-listed instruments which have several depositories). | Alphanumeric ID | 5   | (See field description)  | Optional  |
| <a href="#">MIC</a>                          | Identifies the market to which an instrument belongs by its MIC (Market Identification Code), segment MIC according to ISO 10383.  | Alphanumeric ID | 4   | (See field description)  | Mandatory |
| <a href="#">Country Of Exchange</a>          | Country of exchange is the Country associated to the MIC following ISO 3166 Alpha-3.   | Alphanumeric ID | 3   | (See field description)  | Mandatory |
| <a href="#">Product Code</a>                 | Physical alphanumeric product code.  | Alphanumeric ID | 4   | (See field description)  | Mandatory |

| FIELD                                       | SHORT DESCRIPTION   | FORMAT          | LEN | VALUES  | PRESENCE  |
|---|---|-----------------|-----|---|-----------|
| <a href="#">Underlying MIC</a>              | Identifies the market to which an instrument' underlying belongs by its MIC (Market Identification Code), according to ISO 10383. Refer to MIC field to have all the authorized values. | Alphanumeric ID | 4   | (See field description)   | Optional  |
| <a href="#">Underlying ISIN Code</a>        | Underlying ISIN.  | Alphanumeric ID | 12  | (See field description)   | Optional  |
| <a href="#">Underlying Expiry</a>           | Expiry Date of the underlying (in number of days since the 1st of January 1970).  | Date            | 4   | 0..2 <sup>32-2</sup>  | Optional  |
| <a href="#">Order Type Rules</a>            | Deprecated  | Bitmap          | 2   | (See field description)   | Mandatory |
| <a href="#">Settlement Method</a>           | Settlement method   | Alphanumeric ID | 1   | (See field description)   | Optional  |
| <a href="#">Trading Currency</a>            | Code of the currency (ISO 4217-3A).   | Alphanumeric ID | 3   | (See field description)   | Mandatory |
| <a href="#">Strike Price Decimals Ratio</a> | At contract level, the value is the greater number of decimals used for rounding the strike price.  | Numerical       | 1   | 0..2 <sup>8-2</sup>   | Optional  |
| <a href="#">MM Protections</a>              | Indicates allowed MM Protection type on the contract. (0: Disabled; 1: Enabled)   | Bitmap          | 1   | 0 Delta<br>1 Volume   | Mandatory |
| <a href="#">Contract Trading Type</a>       | Contract Trading Type.  | Enumerated      | 1   | 0 Not Applicable<br>1 Traded as an outright<br>2 Not traded, but listed in contract data. Traders may subscribe to it<br>3 Traded as a simple inter-commodity spread<br>4 Traded as an inter-commodity spread | Mandatory |
| <a href="#">Instrument Unit Expression</a>  | Unit in which the instrument is quoted.   | Enumerated      | 1   | (See field description)   | Optional  |
| <a href="#">Underlying Subtype</a>          | Defined the underlying sub-type associated to the underlying type.  | Enumerated      | 1   | (See field description)   | Optional  |

| FIELD                                     | SHORT DESCRIPTION  | FORMAT       | LEN | VALUES  | PRESENCE |
|---|--|--------------|-----|---|----------|
| <a href="#">Mother Stock ISIN</a>         | ISIN Code of the index underlying of the TRF contract.   | Text         | 12  | (See field description)   | Optional |
| <a href="#">Settlement Tick Size</a>      | Default Tick Size value applicable for all Settlement Prices. It's calculated using the PriceDecimals. | Price        | 8   | 0..2^64-2   | Optional |
| <a href="#">EDSP Tick Size</a>            | Specific Tick Size value applicable for EDSP. It's calculated using the PriceDecimals.                 | Price        | 8   | 0..2^64-2   | Optional |
| <a href="#">Underlying Symbol Index</a>   | Identifies the Symbol Index of the underlying of the instrument.                                       | Numerical ID | 4   | 0..2^32-2   | Optional |
| <a href="#">Trading Policy</a>            | Trading Policy enabling to allocate a given incoming volume to orders.                                 | Enumerated   | 1   | 1 Price Explicit Time<br>2 Price Pro Rata   | Optional |
| <a href="#">Reference Spread Table ID</a> | ID of the Reference Spread Table.  | Numerical ID | 2   | 0..2^16-2   | Optional |
| <a href="#">Derivatives Market Model</a>  | Type of synthetic quote applied to the contract  | Enumerated   | 1   | 0 No Synthetic Quote<br>1 Spontaneous Implied Matching<br>2 Event Driven Implied Matching | Optional |

| FIELD  | SHORT DESCRIPTION  | FORMAT         | LEN      | VALUES  | PRESENCE         |
|--|--|----------------|----------|---|------------------|
| <a href="#">Trading Unit</a>                                   | Amount of underlying instrument per unit of a derivative contract (to be calculated with the Quantity Decimals). Due to corporate actions, the value may be different between value provided within this field in Contract Standing Data and Outright Standing Data. Value in Outright Standing Data reflects the adjustment due to the corporate action and should be used for that Outright instrument.<br>Trading Unit field does not support decimals and so Lot Multiplier field is introduced to handle integer and decimals. Lot Multiplier field should be used instead of Trading Unit. | Quantity       | 8        | 0..2 <sup>64-2</sup>  | Optional         |
| <a href="#">Reference Price Origin in Call</a>                 | For Derivatives, it is the rules to obtain the DCRP. Derivatives authorized values are: 4,5,6,7.   | Enumerated     | 1        | (See field description)   | Optional         |
| <a href="#">Reference Price Origin In Continuous</a>           | For Derivatives, it is the rules to obtain the DCRP. Derivatives authorized values are: 4,5,6,7.   | Enumerated     | 1        | (See field description)   | Optional         |
| <a href="#">Reference Price Origin In Trading Interruption</a> | For Derivatives, it is the rules to obtain the DCRP. Derivatives authorized values are: 4,5,6,7.   | Enumerated     | 1        | (See field description)   | Optional         |
| <a href="#">Collar Expansion Factor</a>                        | Numerical coefficient applied in collar calculation.   | Numerical ID   | 1        | 0..2 <sup>8-2</sup>   | Optional         |
| <a href="#">MIFID II Liquid Flag</a>                           | <i>Deprecated</i>  | <i>Boolean</i> | <i>1</i> | <i>From 0 to 2<sup>8-2</sup></i>  | <i>Mandatory</i> |
| <a href="#">Pricing Algorithm</a>                              | This field provides the defined pricing algorithm value for a given contract.  | Enumerated     | 1        | 0 Standard<br>1 Total Return Future<br>2 Market On Close<br>3 Standard with Negative Prices | Mandatory        |

| FIELD                              | SHORT DESCRIPTION  | FORMAT       | LEN | VALUES                  | PRESENCE  |
|------------------------------------|--|--------------|-----|-------------------------|-----------|
| <a href="#">Lot Multiplier</a>     | Amount of underlying instrument per unit of a derivative contract (to be calculated with the Ratio / Multiplier Decimals). Due to corporate actions, the value may be different between value provided within this field in Contract Standing Data and Outright Standing Data. Value in Outright Standing Data reflects the adjustment due to the corporate action and should be used for that Outright instrument.<br>Lot Multiplier field is used instead of <a href="#">Trading Unit</a> , because Lot Multiplier supports decimals.<br>Lot Multiplier field is optional because of the Underlying presence in the Standing Data. However it must be filled for any other instrument. | Quantity     | 8   | 0..2 <sup>64-2</sup>    | Optional  |
| ContractEMMProperties length       | Repeating section Header   | Numerical    | 1   | 0.. 2 <sup>16-2</sup>   | Mandatory |
| ContractEMMProperties occurrences  | Repeating section Header   | Numerical    | 1   | 0..10                   | Mandatory |
| <a href="#">EMM</a>                | Defines the Exchange Market Mechanism applied on each platform.  | Enumerated   | 1   | (See field description) | Optional  |
| <a href="#">Tick Size Index ID</a> | ID of the tick size table available in the Tick Table file.  | Numerical ID | 2   | 0..2 <sup>16-2</sup>    | Optional  |
| <a href="#">Pattern ID</a>         | Numerical Pattern identifier available as a characteristic of an instrument in Standing Data file and message, and used in the MDG timetable message. Cash Markets only.   | Numerical ID | 2   | 0..2 <sup>16-2</sup>    | Optional  |
| <a href="#">Lot Size</a>           | For Cash and Derivatives, it defines a multiple of the tradable quantity.  | Quantity     | 8   | 0..2 <sup>64-2</sup>    | Optional  |

| FIELD                                | SHORT DESCRIPTION   | FORMAT     | LEN | VALUES   | PRESENCE |
|--------------------------------------|---|------------|-----|--|----------|
| <a href="#">Strategy Authorized</a>  | Provides strategy types authorized for contract.  | Bitmap     | 8   | (See field description)  | Optional |
| <a href="#">Dynamic Collar Logic</a> | For Derivatives, Dynamic Collar Logic is a field used to identify the method of handling orders in case of Trade Price Validation (TPV) being triggered. For Cash, Dynamic Collar Logic is used internally. | Enumerated | 1   | 0 Not Active<br>2 No Halt with Reject ( <i>not in use</i> )<br>3 Halt with Acceptation | Optional |
| <a href="#">Collar Max Unhalt Nb</a> | Maximum number of automatic unhalts if collar logic enables unhalting.  | Quantity   | 1   | 0..2 <sup>8-2</sup>  | Optional |
| <a href="#">Collar Unhalt Delay</a>  | Delay (in seconds) of automatic unhalt if collar logic enables unhalting.   | Time       | 4   | 0..2 <sup>32-2</sup>   | Optional |

#### 7.2.4 Outright Standing Data (1014)

The Outright Standing Data (1014) message provides characteristics of Derivatives instruments, valid for the current trading day.

##### Message Sending Rules:

- Every morning following the Session Start messages. **Contract Standing Data** (1013) will be sent first, followed by the **Outright Standing Data** (1014) and **Strategy Standing Data** (1012).
- During the day, following intraday creation of instruments.

| FIELD                                       | SHORT DESCRIPTION  | FORMAT       | LEN | VALUES               | PRESENCE  |
|---|--|--------------|-----|----------------------|-----------|
| <a href="#">Market Data Sequence Number</a> | Assigned by MDG for each message. Each channel has its own Market Data Sequence Number sequence.                             | Sequence     | 8   | 0..2 <sup>64-2</sup> | Mandatory |
| <a href="#">Rebroadcast Indicator</a>       | Indicates if this message is resent or new (1 if resent, 0 otherwise). For a snapshot, this field will always be set to '1'. | Numerical ID | 1   | 0..2 <sup>8-2</sup>  | Mandatory |
| <a href="#">Symbol Index</a>                | Exchange identification code of the instrument/contract.   | Numerical ID | 4   | 0..2 <sup>32-2</sup> | Mandatory |
| <a href="#">Contract Symbol Index</a>       | Identifies the contract of this instrument by its Symbol Index.  | Numerical ID | 4   | 0..2 <sup>32-2</sup> | Mandatory |



| FIELD   | SHORT DESCRIPTION  | FORMAT          | LEN | VALUES   | PRESENCE  |
|---|--|-----------------|-----|--|-----------|
| <a href="#">Instrument Event Date</a>               | Date of the last instrument characteristic modification(s) except for some exceptions.   | Date            | 2   | 0..2^16-2  | Mandatory |
| <a href="#">ISIN Code</a>                           | Instrument ISIN following ISO 6166.  | Alphanumeric ID | 12  | (See field description)  | Mandatory |
| <a href="#">CFI</a>                                 | Classification code of a financial instrument defined by the ISO-10962:2015 standard.  | Text            | 6   | (See field description)  | Optional  |
| <a href="#">Maturity Date</a>                       | Maturity Date of the instrument (text formatted as YYYYMMDD).  | Text            | 8   | (See field description)  | Mandatory |
| <a href="#">Lot Size</a>                            | Deprecated   | Quantity        | 8   | Deprecated   | Mandatory |
| <a href="#">Strike Price</a>                        | The strike price of an option/warrant is the specified price at which the underlying can be bought (in the case of a call/right to buy) or sold (in case of a put/right to sell) by the holder (buyer) of the option/warrant contract, at the moment he exercises his right against a writer (seller) of the option/warrant. (to be calculated with Price / Index Level Decimals). | Price           | 8   | (See field description)  | Optional  |
| <a href="#">Last Trading Date</a>                   | Last available trading date for the instrument   | Date            | 2   | 0..2^16-2  | Optional  |
| <a href="#">Days To Expiry</a>                      | Number of Calendar days until the Last Trading Day of the Expiry.  | Numerical       | 2   | 0..2^16-2  | Optional  |
| <a href="#">Derivatives Instrument Trading Code</a> | Derivatives Instrument Trading Code (formerly AMR) is composed of Exchange Code, Contract Type, Product Code, Expiry. For Options, Strike and Option Type (Put or Call) is added.  | Alphanumeric ID | 18  | (See field description)  | Optional  |
| <a href="#">Derivatives Instrument Type</a>         | Indicates the type of derivative instrument  | Enumerated      | 1   | 0 Call Option<br>1 Put Option<br>2 Strategy<br>3 Individual Future<br>4 Underlying | Optional  |

| FIELD  | SHORT DESCRIPTION  | FORMAT          | LEN | VALUES   | PRESENCE |
|--|--|-----------------|-----|--|----------|
| <a href="#">Expiry Cycle Type</a>                              | Defines the expiry cycle type  | Enumerated      | 1   | 1 Daily<br>2 Weekly<br>3 Monthly<br>4 Quarterly<br>5 Half-Yearly<br>6 Yearly | Optional |
| <a href="#">Underlying Derivatives Instrument Trading Code</a> | Is the underlying of the Derivatives Instrument Trading Code.  | Alphanumeric ID | 18  | (See field description)  | Optional |
| <a href="#">Underlying Symbol Index</a>                        | Identifies the Symbol Index of the underlying of the instrument.   | Numerical ID    | 4   | 0..2 <sup>32-2</sup>   | Optional |
| <a href="#">Trading Unit</a>                                   | Amount of underlying instrument per unit of a derivative contract (to be calculated with the Quantity Decimals). Due to corporate actions, the value may be different between value provided within this field in Contract Standing Data and Outright Standing Data. Value in Outright Standing Data reflects the adjustment due to the corporate action and should be used for that Outright instrument.<br>Trading Unit field does not support decimals and so Lot Multiplier field is introduced to handle integer and decimals. Lot Multiplier field should be used instead of Trading Unit. | Quantity        | 8   | 0..2 <sup>64-2</sup>   | Optional |

| FIELD                           | SHORT DESCRIPTION  | FORMAT                   | LEN | VALUES                  | PRESENCE                 |
|---------------------------------|--|--------------------------|-----|-------------------------|--------------------------|
| <a href="#">Lot Multiplier</a>  | Amount of underlying instrument per unit of a derivative contract (to be calculated with the Ratio / Multiplier Decimals). Due to corporate actions, the value may be different between value provided within this field in <a href="#">Contract Standing Data</a> and <a href="#">Outright Standing Data</a> . Value in <a href="#">Outright Standing Data</a> reflects the adjustment due to the corporate action and should be used for that <a href="#">Outright</a> instrument.<br>Lot Multiplier field is used instead of <a href="#">Trading Unit</a> , because Lot Multiplier supports decimals.<br>Lot Multiplier field is optional because of the Underlying presence in the Standing Data.<br>However it must be filled for any other instrument. | <a href="#">Quantity</a> | 8   | 0..2^64-2               | <a href="#">Optional</a> |
| <a href="#">Expiration Date</a> | <a href="#">Expiration date of the instrument</a>  | <a href="#">Date</a>     | 2   | 0..2^16-2               | <a href="#">Optional</a> |
| OutrightRep length              | Repeating Group Header   | Numerical                | 1   | 0..2^16-2               | Mandatory                |
| OutrightRep occurrences         | Repeating Group Header   | Numerical                | 1   | 1..254                  | Mandatory                |
| <a href="#">EMM</a>             | Defines the Exchange Market Mechanism applied on each platform.  | Enumerated               | 1   | (See field description) | Mandatory                |

### 7.2.5 Strategy Standing Data (1012)

The Strategy Standing Data message provides the main characteristics of active strategies. The repeating section provides the details of each leg.

#### Message Sending Rules:

- Every morning following the Session Start Messages. **Contract Standing Data** (1013) will be sent first, followed by the **Outright Standing Data** (1014) and **Strategy Standing Data** (1012). Note that at Start of Day, the messages are sent only for the active strategies, i.e. those having open orders.
- Intraday for the intraday creations / activation of strategies.

■

**Note:** Standing Data messages are also available in XML file.

| FIELD   | SHORT DESCRIPTION   | FORMAT          | LEN | VALUES                  | PRESENCE  |
|---|---|-----------------|-----|-------------------------|-----------|
| <a href="#">Market Data Sequence Number</a>         | Assigned by MDG for each message. Each channel has its own Market Data Sequence Number sequence.  | Sequence        | 8   | 0..2 <sup>64</sup> -2   | Mandatory |
| <a href="#">Rebroadcast Indicator</a>               | Indicates if this message is resent or new (1 if resent, 0 otherwise). For a snapshot, this field will always be set to '1'.  | Numerical ID    | 1   | 0..2 <sup>8</sup> -2    | Mandatory |
| <a href="#">EMM</a>                                 | Defines the Exchange Market Mechanism applied on each platform.   | Enumerated      | 1   | (See field description) | Mandatory |
| <a href="#">Symbol Index</a>                        | Exchange identification code of the instrument/contract.  | Numerical ID    | 4   | 0..2 <sup>32</sup> -2   | Mandatory |
| <a href="#">Derivatives Instrument Trading Code</a> | Derivatives Instrument Trading Code (formerly AMR) is composed of Exchange Code, Contract Type, Product Code, Expiry. For Options, Strike and Option Type (Put or Call) is added. | Alphanumeric ID | 18  | (See field description) | Mandatory |
| <a href="#">Exchange Code</a>                       | Indicates the Market Place.   | Enumerated      | 1   | (See field description) | Mandatory |
| <a href="#">Maturity Date</a>                       | Maturity Date of the instrument (text formatted as YYYYMMDD).   | Text            | 8   |                         | Mandatory |
| <a href="#">Strategy Code</a>                       | Exchange-recognized strategy code   | Alphanumeric ID | 1   | (See field description) | Mandatory |
| <a href="#">Contract Symbol Index</a>               | Identifies the contract of this instrument by its Symbol Index.   | Numerical ID    | 4   | 0..2 <sup>32</sup> -2   | Mandatory |
| <a href="#">CFI</a>                                 | Classification code of a financial instrument defined by the ISO-10962:2015 standard.   | Text            | 6   | (See field description) | Optional  |
| StrategyStandingDataRep1 length                     | Repeating Group Header  | Numerical       | 1   | 0..2 <sup>16</sup> -2   | Mandatory |
| StrategyStandingDataRep1 occurrences                | Repeating Group Header  | Numerical       | 1   | 1..254                  | Mandatory |
| <a href="#">Leg Symbol Index</a>                    | MDG proprietary identification code of the instrument leg for the strategy.   | Numerical ID    | 4   | 0..2 <sup>32</sup> -2   | Mandatory |

| FIELD                           | SHORT DESCRIPTION   | FORMAT     | LEN | VALUES                  | PRESENCE  |
|---------------------------------|---|------------|-----|-------------------------|-----------|
| <a href="#">Leg Price</a>       | Price of corresponding strategy leg (to be calculated with the Price/Index Level Decimals). | Price      | 8   | (See field description) | Optional  |
| <a href="#">Leg Ratio</a>       | Ratio of lots for the leg. For contingent trades, the delta.                                | Quantity   | 4   | 0..2^32-2               | Mandatory |
| <a href="#">Leg Buy or Sell</a> | Leg Side.   | Enumerated | 1   | B Buy<br>S Sell         | Mandatory |

### 7.2.6 BF Instrument Reference (1201)

The **BF Instrument Reference** (1201) message is sent as part of standing data dedicated to the IBF Optiq segment.

#### Message Sending Rules:

- Every morning following the Session Start messages.

| FIELD                                       | SHORT DESCRIPTION  | FORMAT          | LEN | VALUES                  | PRESENCE  |
|---|--|-----------------|-----|-------------------------|-----------|
| <a href="#">Market Data Sequence Number</a> | Assigned by MDG for each message. Each channel has its own Market Data Sequence Number sequence.                             | Sequence        | 8   | From 0 to 2^64-2        | Optional  |
| <a href="#">Rebroadcast Indicator</a>       | Indicates if this message is resent or new (1 if resent, 0 otherwise). For a snapshot, this field will always be set to '1'. | Numerical ID    | 1   | From 0 to 2^8-2         | Mandatory |
| <a href="#">Symbol Index</a>                | Exchange identification code of the instrument/contract.   | Numerical ID    | 4   | From 0 to 2^32-2        | Mandatory |
| <a href="#">Optiq Segment</a>               | An Optiq segment is a universe of instruments sharing common trading properties.   | Enumerated      | 1   | (See field description) | Mandatory |
| <a href="#">ISIN Code</a>                   | Instrument ISIN following ISO 6166.  | Alphanumeric ID | 12  | (See field description) | Optional  |
| <a href="#">SEDOL Code</a>                  | Alphanumeric identifier of an instrument on the ISE Bonds and Funds segment.   | Alphanumeric ID | 7   | (See field description) | Optional  |
| <a href="#">Long Issuer Name</a>            | Indicates the name of the Legal Issuing Entity, long format.   | Text            | 250 | (See field description) | Optional  |
| <a href="#">Long Instrument Name</a>        | Full Instrument Name, long format.   | Text            | 250 | (See field description) | Optional  |
| <a href="#">Currency</a>                    | Code of the currency (ISO 4217-3A).  | Alphanumeric ID | 3   | (See field description) | Optional  |

| FIELD   | SHORT DESCRIPTION   | FORMAT          | LEN | VALUES   | PRESENCE |
|---|---|-----------------|-----|--|----------|
| <a href="#">Date of Initial Listing</a>                 | Date the instrument was initially listed.   | Date            | 2   | From 0 to 2 <sup>16</sup> -2                   | Optional |
| <a href="#">Share / Amount in Issue</a>                 | Total amount issued for the whole fixed income instrument.  | Price           | 8   | From -2 <sup>63</sup> -1 to 2 <sup>63</sup> -1 | Optional |
| <a href="#">Opened/Closed Fund</a>                      | Indicates whether the fund is open or closed.   | Enumerated      | 1   | O Open<br>C Closed                             | Optional |
| <a href="#">Last NAV Price</a>                          | Last NAV Price  | Price           | 8   | From -2 <sup>63</sup> -1 to 2 <sup>63</sup> -1 | Optional |
| <a href="#">Gross of CDSC Indicator</a>                 | Indicates if Contingent Deferred Sales Charges fee is gross or not.   | Enumerated      | 1   | N No<br>Y Yes                                  | Optional |
| <a href="#">Coupon</a>                                  | Price of coupon.  | Price           | 8   | From -2 <sup>63</sup> -1 to 2 <sup>63</sup> -1 | Optional |
| <a href="#">Maturity Date</a>                           | Maturity Date of the instrument (text formatted as YYYYMMDD).   | Text            | 8   | (See field description)                        | Optional |
| <a href="#">Closing Price</a>                           | Previous day's closing price (to be calculated with the <a href="#">Price / Index Level Decimals</a> ).                           | Price           | 8   | From -2 <sup>63</sup> -1 to 2 <sup>63</sup> -1 | Optional |
| <a href="#">MIC</a>                                     | Identifies the market to which an instrument belongs by its MIC (Market Identification Code), segment MIC according to ISO 10383. | Alphanumeric ID | 4   | (See field description)                        | Optional |
| <a href="#">Gross Dividend Payable per Unit</a>         | Gross dividend payable, expressed in dividend currency.   | Price           | 8   | From -2 <sup>63</sup> -1 to 2 <sup>63</sup> -1 | Optional |
| <a href="#">Dividend Currency</a>                       | Currency of dividend.   | Text            | 3   | (See field description)                        | Optional |
| <a href="#">Dividend Record Date</a>                    | Date of dividend record.  | Date            | 2   | From 0 to 2 <sup>16</sup> -2                   | Optional |
| <a href="#">Dividend Rate</a>                           | Dividend rate.  | Ratio           | 8   | From 0 to 2 <sup>64</sup> -2                   | Optional |
| <a href="#">Ex-Dividend Date</a>                        | Date of ex-dividend.  | Date            | 2   | From 0 to 2 <sup>16</sup> -2                   | Optional |
| <a href="#">Dividend Payment Date</a>                   | Dividend payment date.  | Date            | 2   | From 0 to 2 <sup>16</sup> -2                   | Optional |
| <a href="#">Tax Description Attaching to a Dividend</a> | Gives precisions about tax attaching to a dividend.   | Enumerated      | 1   | D Deduced at Source                            | Optional |
| <a href="#">Next Meeting</a>                            | Date of next general meeting, or any free-formatted information related to next meeting.  | Text            | 8   | (See field description)                        | Optional |
| <a href="#">Gross Dividend in Euros</a>                 | Gross dividend payable, expressed in euros.   | Price           | 8   | From -2 <sup>63</sup> -1 to 2 <sup>63</sup> -1 | Optional |
| <a href="#">Issue Date</a>                              | Date at which the instrument has been offered to the market, expressed as number of days since Epoch.                             | Date            | 2   | From 0 to 2 <sup>16</sup> -2                   | Optional |

| FIELD  | SHORT DESCRIPTION   | FORMAT          | LEN | VALUES                         | PRESENCE  |
|--|---|-----------------|-----|--------------------------------|-----------|
| <a href="#">Issuing Country</a>              | Issuing country.  | Alphanumeric ID | 3   | (See field description)        | Optional  |
| <a href="#">CFI</a>                          | Classification code of a financial instrument defined by the ISO-10962:2015 standard.         | Text            | 6   | (See field description)        | Optional  |
| <a href="#">Payment Frequency</a>            | Frequency of dividend payment.  | Enumerated      | 1   | (See field description)        | Optional  |
| <a href="#">Minimum Amount</a>               | Minimum amount a bond can be bought.  | Price           | 8   | From $-2^{63}-1$ to $2^{63}-1$ | Optional  |
| <a href="#">Instrument Category</a>          | Indicates to which category the instrument belongs.   | Enumerated      | 1   | (See field description)        | Mandatory |
| <a href="#">Security Condition</a>           | Security status.  | Enumerated      | 2   | (See field description)        | Optional  |
| <a href="#">MiFID Price Notation</a>         | Indication as to whether the price is expressed in monetary value, in percentage or in yield. | Text            | 4   | (See field description)        | Optional  |
| <a href="#">Price / Index Level Decimals</a> | Indicates the number of decimals for each Price / Index Level related to this Symbol Index    | Decimal Places  | 1   | From 0 to $2^{8-2}$            | Optional  |
| <a href="#">Quantity Decimals</a>            | Indicates the number of decimals for each Quantity related to this Symbol Index               | Decimal Places  | 1   | From 0 to $2^{8-2}$            | Optional  |
| <a href="#">Amount Decimals</a>              | Indicates the number of decimals for each Amount related to this Symbol Index                 | Decimal Places  | 1   | From 0 to $2^{8-2}$            | Optional  |
| <a href="#">Ratio / Multiplier Decimals</a>  | Indicates the number of decimals for each Ratio / Multiplier related to this Symbol Index     | Decimal Places  | 1   | From 0 to $2^{8-2}$            | Optional  |
| Block Length #1                              | Defines the length in bytes of the repeating section #1                                       | Numerical       | 1   | 2                              | Mandatory |
| Num in Group #1                              | Defines how many times the repeating section #1 is repeated.                                  | Numerical       | 1   | From 0 to 4                    | Mandatory |
| <a href="#">Interest Payment Date</a>        | Next interest payment date, expressed as number of days since Epoch.                          | Date            | 2   | From 0 to $2^{16-2}$           | Optional  |

## 7.3 APPLICATION MESSAGES

### 7.3.1 Market Update (1001)

The Market Update Message provides valuable data to the market in order to build the limits for the order book depth (COB and BoB), publish trade prices and collars:

- Best limits (BBO)

- Full depth limits
- Clear Book
- Short trade
- Requests
- Collars
- Request For Cross (RFC)
- Best of Book (BoB) full depth limits
- Execution Summary

### Message Sending Rules:

- For Cash and Derivatives:
  - For the book retransmission every morning or in case of HA.
  - For new or updated price and/or volume in the book (including BBO).
  - For a Request for Quote (RFQ).
  - As a short trade message indicating its trade type, traded price and traded quantity.
  - As an execution summary indicating the total traded quantity and the deepest price reached by the aggressive order.
- For Cash:
  - For new or updated BoB depth of book price and/or volume.
  - For new or updated With Liquidity Provider depth of book price and/or volume for warrants.
  - For new Collars when the update is caused by a new trade which impact collar.
- For Derivatives:
  - For a Request for Cross activation on an instrument.



## Market Data Update Types

The following table defines for each Market Data Update Type to which instruments it applies.

| Market Data Update Type                     |  | Warrants & Certificates |                      | Equity Derivatives |                      | Index Derivatives  |                      | Commodity Derivatives |                      |
|---|--|-------------------------|----------------------|--------------------|----------------------|--------------------|----------------------|-----------------------|----------------------|
|   |  | Full Order Book (OU)    | Full Order Book (MU) | Best Bid and Offer | Full Order Book (MU) | Best Bid and Offer | Full Order Book (MU) | Best Bid and Offer    | Full Order Book (MU) |
| BBO   | 1 - Best Bid (Cash and Derivatives)                    | X                       | X                    | X                  | X                    | X                  | X                    | X                     | X                    |
|   | 2 - Best Offer (Cash and Derivatives)                  |                         |                      |                    |                      |                    |                      |                       |                      |
| Full Depth                                  | 3 - New Bid (Cash and Derivatives)                     |                         | X                    |                    | X                    |                    | X                    |                       | X                    |
|   | 4 - New Offer (Cash and Derivatives)                   |                         | X                    |                    | X                    |                    | X                    |                       | X                    |
|   | 5 - Updated Bid (Cash and Derivatives)                 |                         | X                    |                    | X                    |                    | X                    |                       | X                    |
|   | 6 - Updated Offer (Cash and Derivatives)               |                         | X                    |                    | X                    |                    | X                    |                       | X                    |
|   | 58 - New Bid With Liquidity Provider (Cash Only)       |                         | X                    |                    |                      |                    |                      |                       |                      |
|   | 59 - New Offer With Liquidity Provider (Cash Only)     |                         | X                    |                    |                      |                    |                      |                       |                      |
|   | 60 - Updated Bid With Liquidity Provider (Cash Only)   |                         | X                    |                    |                      |                    |                      |                       |                      |
|   | 61 - Updated Offer With Liquidity Provider (Cash Only) |                         | X                    |                    |                      |                    |                      |                       |                      |
| Wholesale RFC Full Depth (Derivatives Only) | 74 - New Bid on Wholesale RFC                          |                         |                      | X                  | X                    | X                  | X                    | X                     | X                    |
|   | 75 - New Offer on Wholesale RFC                        |                         |                      | X                  | X                    | X                  | X                    | X                     | X                    |
|   | 76 - Updated Bid on Wholesale RFC                      |                         |                      | X                  | X                    | X                  | X                    | X                     | X                    |
|   | 77 - Updated Offer on Wholesale RFC                    |                         |                      | X                  | X                    | X                  | X                    | X                     | X                    |
|   | 78 - Clear Wholesale RFC                               |                         |                      | X                  | X                    | X                  | X                    | X                     | X                    |
| Clear Book                                  | 254 - Clear Book (Cash and Derivatives)                | X                       | X                    | X                  | X                    | X                  | X                    | X                     | X                    |
|   | 7 - Total Traded Volume <sup>3</sup>                   |                         |                      |                    |                      |                    |                      |                       |                      |

|                         |   | Warrants & Certificates |                      | Equity Derivatives |                      | Index Derivatives  |                      | Commodity Derivatives |                      |
|-------------------------|---|-------------------------|----------------------|--------------------|----------------------|--------------------|----------------------|-----------------------|----------------------|
| Market Data Update Type |   | Full Order Book (OU)    | Full Order Book (MU) | Best Bid and Offer | Full Order Book (MU) | Best Bid and Offer | Full Order Book (MU) | Best Bid and Offer    | Full Order Book (MU) |
| Trades Types            | 24 - Conventional Trade (Cash and Derivatives)                          | X                       | X                    | X                  | X                    | X                  | X                    | X                     | X                    |
|                         | 50 - Trade Cancellation (Cash and Derivatives)                          | X                       | X                    | X                  | X                    | X                  | X                    | X                     | X                    |
|                         | 35 - Dark Trade (Cash Only)   |                         |                      |                    |                      |                    |                      |                       |                      |
|                         | 46 - BoB Trade (Cash Only)  |                         |                      |                    |                      |                    |                      |                       |                      |
|                         | 51 - Out of Market Trade (Cash Only)                                    | X                       | X                    |                    |                      |                    |                      |                       |                      |
|                         | 54 - Euronext Fund Service Trade (Cash Only)                            |                         |                      |                    |                      |                    |                      |                       |                      |
|                         | 55 - Secondary Listing Trade (Cash Only)                                |                         |                      |                    |                      |                    |                      |                       |                      |
|                         | 52 - Delta Neutral Trade - Underlying Cash Leg (Cash Only)              | X                       | X                    |                    |                      |                    |                      |                       |                      |
|                         | 65 - Market VWAP Operation Trade  |                         |                      | X                  | X                    | X                  | X                    | X                     | X                    |
|                         | 34 - Exchange for Swap Trade (Derivatives Only)                         | X                       | X                    |                    |                      |                    |                      |                       |                      |
|                         | 37 - Strategy Leg Conventional Trade (Derivatives Only)                 |                         |                      | X                  | X                    | X                  | X                    | X                     | X                    |
|                         | 53 - Delta Neutral Trade - Underlying Future Leg (Derivatives Only)     |                         |                      | X                  | X                    | X                  | X                    | X                     | X                    |
|                         | 29 - Large in Scale (LiS) Package Trade (Derivatives Only) <sup>2</sup> |                         |                      |                    |                      |                    |                      |                       |                      |
|                         | 56 - Request for Cross Trade (Derivatives Only)                         |                         |                      | X                  | X                    | X                  | X                    | X                     | X                    |
|                         | 57 - Request for Cross Strategy Leg Trade (Derivatives Only)            |                         |                      |                    |                      |                    |                      |                       |                      |
|                         | 72 - ETF-MTF NAV Trade (price in basis points)                          |                         |                      |                    |                      |                    |                      |                       |                      |

|                         |   | Warrants & Certificates |                      | Equity Derivatives |                      | Index Derivatives  |                      | Commodity Derivatives |                      |
|-------------------------|---|-------------------------|----------------------|--------------------|----------------------|--------------------|----------------------|-----------------------|----------------------|
| Market Data Update Type |   | Full Order Book (OU)    | Full Order Book (MU) | Best Bid and Offer | Full Order Book (MU) | Best Bid and Offer | Full Order Book (MU) | Best Bid and Offer    | Full Order Book (MU) |
|                         | 73 - ETF-MTF NAV Dark Trade (price in basis points)       |                         |                      |                    |                      |                    |                      |                       |                      |
|                         | 79 - Guaranteed Cross – Negotiated deal NLIQ (Liquid)     | X                       | X                    |                    |                      |                    |                      |                       |                      |
|                         | 80 - Guaranteed Cross – Negotiated deal OILQ (illiquid)   | X                       | X                    |                    |                      |                    |                      |                       |                      |
|                         | 81 - Large in Scale (LIS) Trade (Cash)                    | X                       | X                    |                    |                      |                    |                      |                       |                      |
|                         | 100 – Conventional Trade – Provisional Price              |                         |                      | X                  | X                    | X                  | X                    | X                     | X                    |
|                         | 104 - Issuing or Tender Offer Trade                       |                         |                      |                    |                      |                    |                      |                       |                      |
|                         | 105 - RFQ Trade   |                         |                      |                    |                      |                    |                      |                       |                      |
|                         | 108 – Strategy Leg Conventional Trade – Provisional Price |                         |                      |                    |                      |                    |                      | X                     | X                    |
|                         | 109 - Block Standard Trade                                |                         |                      |                    |                      |                    |                      | X                     | X                    |
|                         | 110 - Block NFC Auction Trade                             |                         |                      |                    |                      |                    |                      | X                     | X                    |
| Execution Summary       | 90 – Bid Execution Summary                                |                         |                      | X                  | X                    | X                  | X                    | X                     | X                    |
|                         | 97 – Offer Execution Summary                              |                         |                      | X                  | X                    | X                  | X                    | X                     | X                    |
| Requests                | 86 – New Bid RFQ Answer                                   |                         |                      |                    |                      |                    |                      |                       |                      |
|                         | 87 – New Offer RFQ Answer                                 |                         |                      |                    |                      |                    |                      |                       |                      |
|                         | 88 – Updated Bid RFQ Answer                               |                         |                      |                    |                      |                    |                      |                       |                      |
|                         | 89 – Updated Offer RFQ Answer                             |                         |                      |                    |                      |                    |                      |                       |                      |
|                         | 10 - Request for Quote (Cash and Derivatives)             |                         |                      | X                  | X                    | X                  | X                    | X                     | X                    |
|                         | 11 - Request for Quote Bid (Cash and Derivatives)         |                         |                      |                    |                      |                    |                      |                       |                      |

|                         |  | Warrants & Certificates |                      | Equity Derivatives |                      | Index Derivatives  |                      | Commodity Derivatives |                      |
|-------------------------|--|-------------------------|----------------------|--------------------|----------------------|--------------------|----------------------|-----------------------|----------------------|
| Market Data Update Type |  | Full Order Book (OU)    | Full Order Book (MU) | Best Bid and Offer | Full Order Book (MU) | Best Bid and Offer | Full Order Book (MU) | Best Bid and Offer    | Full Order Book (MU) |
|                         | 13 - Request for Quote Offer (Cash and Derivatives)    |                         |                      |                    |                      |                    |                      |                       |                      |
|                         | 12 - Request for Size (Cash and Derivatives)           | X                       | X                    |                    |                      |                    |                      |                       |                      |
|                         | 66 - Request for Size Bid (Cash and Derivatives)       | X                       | X                    |                    |                      |                    |                      |                       |                      |
|                         | 67 - Request for Size Offer (Cash and Derivatives)     | X                       | X                    |                    |                      |                    |                      |                       |                      |
|                         | 25 - Request for Cross (RFC) Queued (Derivatives Only) |                         |                      |                    |                      |                    |                      |                       |                      |
|                         | 26 - Request for Cross (RFC) (Derivatives Only)        |                         |                      | X                  | X                    | X                  | X                    | X                     | X                    |
| Collars                 | 14 - High Dynamic Collar (Cash Only)                   |                         |                      |                    |                      |                    |                      |                       |                      |
|                         | 15 - Low Dynamic Collar (Cash Only)                    |                         |                      |                    |                      |                    |                      |                       |                      |
|                         | 63 - Low Static Collar                                 |                         |                      | X                  | X                    | X                  | X                    | X                     | X                    |
|                         | 64 - High Static Collar                                |                         |                      | X                  | X                    | X                  | X                    | X                     | X                    |
|                         | 101 - High Order Price Control Collar (Cash Only)      | X                       | X                    |                    |                      |                    |                      |                       |                      |
|                         | 102 - Low Order Price Control Collar (Cash Only)       | X                       | X                    |                    |                      |                    |                      |                       |                      |
|                         | 70 - Low LP Collar (Cash Only)                         | X                       | X                    |                    |                      |                    |                      |                       |                      |
|                         | 71 - High LP Collar (Cash Only)                        | X                       | X                    |                    |                      |                    |                      |                       |                      |
|                         | 91 - AQS Expansion Factor                              |                         |                      | X                  | X                    | X                  | X                    | X                     | X                    |
|                         | 92 - Collar Expansion Factor                           |                         |                      | X                  | X                    | X                  | X                    | X                     | X                    |
|                         | 93 - Collar Enabled                                    |                         |                      | X                  | X                    | X                  | X                    | X                     | X                    |
|                         | 94 - Collar Disabled                                   |                         |                      | X                  | X                    | X                  | X                    | X                     | X                    |
|                         | 95 - DCRP Inter-Month Spread                           |                         |                      | X                  | X                    | X                  | X                    | X                     | X                    |

| Market Data Update Type |  | Warrants & Certificates |                      | Equity Derivatives |                      | Index Derivatives  |                      | Commodity Derivatives |                      |
|-------------------------|--|-------------------------|----------------------|--------------------|----------------------|--------------------|----------------------|-----------------------|----------------------|
|                         |  | Full Order Book (OU)    | Full Order Book (MU) | Best Bid and Offer | Full Order Book (MU) | Best Bid and Offer | Full Order Book (MU) | Best Bid and Offer    | Full Order Book (MU) |
|                         | 96 – FSP Reference Price                                       |                         |                      | X                  | X                    | X                  | X                    | X                     | X                    |
|                         | 98 – FSP Triggered   |                         |                      | X                  | X                    | X                  | X                    | X                     | X                    |
|                         | 106 – FLIP Spread  |                         |                      | X                  | X                    | X                  | X                    | X                     | X                    |
|                         | 107 – FLIP Reference Price                                     |                         |                      | X                  | X                    | X                  | X                    | X                     | X                    |
| BoB                     | 16 - New Bid RLP (Retail Liquidity Provider) (Cash Only)       |                         |                      |                    |                      |                    |                      |                       |                      |
|                         | 17 - New Offer RLP (Retail Liquidity Provider) (Cash Only)     |                         |                      |                    |                      |                    |                      |                       |                      |
|                         | 18 - Updated Bid RLP (Retail Liquidity Provider) (Cash Only)   |                         |                      |                    |                      |                    |                      |                       |                      |
|                         | 19 - Updated Offer RLP (Retail Liquidity Provider) (Cash Only) |                         |                      |                    |                      |                    |                      |                       |                      |

<sup>2</sup> - The value 29 (Large in Scale (LiS) Package Trade (Derivatives Only)) is deprecated.

<sup>3</sup> - The value 7 (Total Traded Volume) is deprecated.

| Market Data Update Type |                                       | Fixed Income         |                      | ETFs               |                 |                     | Equities             |                      |                     |
|-------------------------|---------------------------------------|----------------------|----------------------|--------------------|-----------------|---------------------|----------------------|----------------------|---------------------|
|                         |                                       | Full Order Book (OU) | Full Order Book (MU) | Best Bid and Offer | Full Order Book | BoB Full Order Book | Full Order Book (MU) | Full Order Book (OU) | BoB Full Order Book |
| BBO                     | 1 - Best Bid (Cash and Derivatives)   | X                    | X                    | X                  | X               |                     | X                    | X                    |                     |
|                         | 2 - Best Offer (Cash and Derivatives) | X                    | X                    | X                  | X               |                     | X                    | X                    |                     |
| Full Depth              | 3 - New Bid (Cash and Derivatives)    |                      | X                    |                    | X               |                     | X                    |                      |                     |

| Market Data Update Type   |  | Fixed Income         |                      | ETFs               |                 |                     | Equities             |                      |                     |
|---------------------------|--|----------------------|----------------------|--------------------|-----------------|---------------------|----------------------|----------------------|---------------------|
|                           |  | Full Order Book (OU) | Full Order Book (MU) | Best Bid and Offer | Full Order Book | BoB Full Order Book | Full Order Book (MU) | Full Order Book (OU) | BoB Full Order Book |
|                           | 4 - New Offer (Cash and Derivatives)                   |                      | X                    |                    | X               |                     | X                    |                      |                     |
|                           | 5 - Updated Bid (Cash and Derivatives)                 |                      | X                    |                    | X               |                     | X                    |                      |                     |
|                           | 6 - Updated Offer (Cash and Derivatives)               |                      | X                    |                    | X               |                     | X                    |                      |                     |
|                           | 58 - New Bid With Liquidity Provider (Cash Only)       |                      |                      |                    |                 |                     |                      |                      |                     |
|                           | 59 - New Offer With Liquidity Provider (Cash Only)     |                      |                      |                    |                 |                     |                      |                      |                     |
|                           | 60 - Updated Bid With Liquidity Provider (Cash Only)   |                      |                      |                    |                 |                     |                      |                      |                     |
|                           | 61 - Updated Offer With Liquidity Provider (Cash Only) |                      |                      |                    |                 |                     |                      |                      |                     |
| Wholesales RFC Full Depth | 74 - New Bid on Wholesale RFC                          |                      |                      |                    |                 |                     |                      |                      |                     |
|                           | 75 - New Offer on Wholesale RFC                        |                      |                      |                    |                 |                     |                      |                      |                     |
|                           | 76 - Updated Bid on Wholesale RFC                      |                      |                      |                    |                 |                     |                      |                      |                     |
|                           | 77 - Updated Offer on Wholesale RFC                    |                      |                      |                    |                 |                     |                      |                      |                     |
|                           | 78 - Clear Wholesale RFC                               |                      |                      |                    |                 |                     |                      |                      |                     |
| Clear Book                | 254 - Clear Book (Cash and Derivatives)                | X                    | X                    | X                  | X               | X                   | X                    | X                    | X                   |
|                           | 7 - Total Traded Volume                                |                      |                      |                    |                 |                     |                      |                      |                     |

| Market Data Update Type |   | Fixed Income         |                      | ETFs               |                 |                     | Equities             |                      |                     |
|-------------------------|---|----------------------|----------------------|--------------------|-----------------|---------------------|----------------------|----------------------|---------------------|
|                         |   | Full Order Book (OU) | Full Order Book (MU) | Best Bid and Offer | Full Order Book | BoB Full Order Book | Full Order Book (MU) | Full Order Book (OU) | BoB Full Order Book |
| Trades Types            | 24 - Conventional Trade (Cash and Derivatives)                      | X                    | X                    | X                  | X               |                     | X                    | X                    |                     |
|                         | 50 - Trade Cancellation (Cash and Derivatives)                      |                      |                      |                    |                 |                     |                      |                      |                     |
|                         | 35 - Dark Trade (Cash Only)   |                      |                      |                    |                 |                     | X                    | X                    |                     |
|                         | 46 - BoB Trade (Cash Only)  |                      |                      |                    | X               |                     | X                    | X                    |                     |
|                         | 51 - Out of Market Trade (Cash Only)                                | X                    | X                    | X                  | X               |                     | X                    | X                    |                     |
|                         | 54 - Euronext Fund Service Trade (Cash Only)                        | X                    | X                    | X                  | X               |                     |                      |                      |                     |
|                         | 55 - Secondary Listing Trade (Cash Only)                            |                      |                      |                    |                 |                     | X                    | X                    |                     |
|                         | 52 - Delta Neutral Trade - Underlying Cash Leg (Cash Only)          |                      |                      | X                  | X               |                     | X                    | X                    |                     |
|                         | 65 - Market VWAP Operation Trade                                    | X <sup>1</sup>       | X <sup>1</sup>       | X <sup>1</sup>     | X <sup>1</sup>  |                     | X                    | X                    |                     |
|                         | 34 - Exchange for Swap Trade (Derivatives Only)                     |                      |                      |                    |                 |                     |                      |                      |                     |
|                         | 37 - Strategy Leg Conventional Trade (Derivatives Only)             |                      |                      |                    |                 |                     |                      |                      |                     |
|                         | 53 - Delta Neutral Trade - Underlying Future Leg (Derivatives Only) |                      |                      |                    |                 |                     |                      |                      |                     |
|                         | 29 - Large in Scale (LiS) Package Trade (Derivatives Only)          |                      |                      |                    |                 |                     |                      |                      |                     |

|                         |  | Fixed Income         |                      | ETFs               |                 |                     | Equities             |                      |                     |
|-------------------------|--|----------------------|----------------------|--------------------|-----------------|---------------------|----------------------|----------------------|---------------------|
| Market Data Update Type |  | Full Order Book (OU) | Full Order Book (MU) | Best Bid and Offer | Full Order Book | BoB Full Order Book | Full Order Book (MU) | Full Order Book (OU) | BoB Full Order Book |
|                         | 56 - Request for Cross Trade (Derivatives Only)              |                      |                      |                    |                 |                     |                      |                      |                     |
|                         | 57 - Request for Cross Strategy Leg Trade (Derivatives Only) |                      |                      |                    |                 |                     |                      |                      |                     |
|                         | 72 - ETF-MTF NAV Trade (price in basis points)               |                      |                      | X                  | X               |                     |                      |                      |                     |
|                         | 73 - ETF-MTF NAV Dark Trade (price in basis points)          |                      |                      |                    |                 |                     |                      |                      |                     |
|                         | 79 - Guaranteed Cross – Negotiated deal NLIQ (Liquid)        |                      |                      | X                  | X               |                     | X                    | X                    |                     |
|                         | 80 - Guaranteed Cross – Negotiated deal OILQ (illiquid)      |                      |                      |                    |                 |                     |                      |                      |                     |
|                         | 81 - Large in Scale (LIS) Trade (Cash)                       |                      |                      |                    |                 |                     |                      |                      |                     |
|                         | 100 – Conventional Trade – Provisional Price                 |                      |                      |                    |                 |                     |                      |                      |                     |
|                         | 104 – Issuing or Tender Offer Trade                          | X                    | X                    |                    |                 |                     | X                    | X                    |                     |
|                         | 20 – AVD Trade   |                      |                      |                    |                 |                     | X                    | X                    |                     |
| Execution Summary       | 90 – Bid Execution Summary                                   | X                    | X                    | X                  | X               |                     | X                    | X                    |                     |
|                         | 97 – Offer Execution Summary                                 | X                    | X                    | X                  | X               |                     | X                    | X                    |                     |
| Requests                | 86 – New Bid RFQ Answer                                      |                      |                      | X                  | X               |                     |                      |                      |                     |
|                         | 87 – New Offer RFQ Answer                                    |                      |                      | X                  | X               |                     |                      |                      |                     |
|                         | 88 – Updated Bid RFQ Answer                                  |                      |                      | X                  | X               |                     |                      |                      |                     |



| Market Data Update Type |  | Fixed Income         |                      | ETFs               |                 |                     | Equities             |                      |                     |
|-------------------------|--|----------------------|----------------------|--------------------|-----------------|---------------------|----------------------|----------------------|---------------------|
|                         |  | Full Order Book (OU) | Full Order Book (MU) | Best Bid and Offer | Full Order Book | BoB Full Order Book | Full Order Book (MU) | Full Order Book (OU) | BoB Full Order Book |
|                         | 89 – Updated Offer RFQ Answer                          |                      |                      | X                  | X               |                     |                      |                      |                     |
|                         | 10 - Request for Quote (Cash and Derivatives)          |                      |                      |                    |                 |                     |                      |                      |                     |
|                         | 11 - Request for Quote Bid (Cash and Derivatives)      |                      |                      |                    |                 |                     |                      |                      |                     |
|                         | 13 - Request for Quote Offer (Cash and Derivatives)    |                      |                      |                    |                 |                     |                      |                      |                     |
|                         | 12 - Request for Size (Cash and Derivatives)           |                      |                      |                    |                 |                     | X                    | X                    |                     |
|                         | 66 - Request for Size Bid (Cash and Derivatives)       |                      |                      |                    |                 |                     | X                    | X                    |                     |
|                         | 67 - Request for Size Offer (Cash and Derivatives)     |                      |                      |                    |                 |                     | X                    | X                    |                     |
|                         | 25 - Request for Cross (RFC) Queued (Derivatives Only) |                      |                      |                    |                 |                     |                      |                      |                     |
|                         | 26 - Request for Cross (RFC) (Derivatives Only)        |                      |                      |                    |                 |                     |                      |                      |                     |
| Collars                 | 14 - High Dynamic Collar (Cash Only)                   | X                    | X                    | X                  | X               |                     | X                    | X                    |                     |
|                         | 15 - Low Dynamic Collar (Cash Only)                    | X                    | X                    | X                  | X               |                     | X                    | X                    |                     |
|                         | 63 - Low Static Collar                                 | X                    | X                    | X                  | X               |                     | X                    | X                    |                     |
|                         | 64 - High Static Collar                                | X                    | X                    | X                  | X               |                     | X                    | X                    |                     |
|                         | 101 - High Order Price Control Collar (Cash Only)      | X                    | X                    | X                  | X               |                     | X                    | X                    |                     |
|                         | 102 - Low Order Price Control Collar (Cash Only)       | X                    | X                    | X                  | X               |                     | X                    | X                    |                     |

| Market Data Update Type |  | Fixed Income         |                      | ETFs               |                 |                     | Equities             |                      |                     |
|-------------------------|--|----------------------|----------------------|--------------------|-----------------|---------------------|----------------------|----------------------|---------------------|
|                         |  | Full Order Book (OU) | Full Order Book (MU) | Best Bid and Offer | Full Order Book | BoB Full Order Book | Full Order Book (MU) | Full Order Book (OU) | BoB Full Order Book |
|                         | 70 - Low LP Collar (Cash Only)                                 |                      |                      |                    |                 |                     |                      |                      |                     |
|                         | 71 - High LP Collar (Cash Only)                                |                      |                      |                    |                 |                     |                      |                      |                     |
|                         | 91 - AQS Expansion Factor                                      |                      |                      |                    |                 |                     |                      |                      |                     |
|                         | 92 - Collar Expansion Factor                                   |                      |                      |                    |                 |                     |                      |                      |                     |
|                         | 93 - Collar Enabled  |                      |                      |                    |                 |                     |                      |                      |                     |
|                         | 94 - Collar Disabled   |                      |                      |                    |                 |                     |                      |                      |                     |
|                         | 95 - DCRP Inter-Month Spread                                   |                      |                      |                    |                 |                     |                      |                      |                     |
| BoB                     | 16 - New Bid RLP (Retail Liquidity Provider) (Cash Only)       |                      |                      |                    |                 | X                   |                      |                      | X                   |
|                         | 17 - New Offer RLP (Retail Liquidity Provider) (Cash Only)     |                      |                      |                    |                 | X                   |                      |                      | X                   |
|                         | 18 - Updated Bid RLP (Retail Liquidity Provider) (Cash Only)   |                      |                      |                    |                 | X                   |                      |                      | X                   |
|                         | 19 - Updated Offer RLP (Retail Liquidity Provider) (Cash Only) |                      |                      |                    |                 | X                   |                      |                      | X                   |

<sup>1</sup> - only for negotiated trades on Euronext Exchange

## Limits (BBO and Full Depth):

The *Market Data Update Type* field indicates the type of price/volume update as follows:

- The Best Bid/Offer are the best explicit buy or sell limit price and aggregated volume (explicit and implied) at the best limit price. When best orders are Market Orders or Market To Limit orders, the Best Bid/Offer is sent out with a price set to null and a quantity equal to the aggregated volume of Market Order (MO) and Market To Limit (MTL).
- A Market Order is sent in Market Data with a price set to null value and the quantity is the one from the client order.
- When there is no more Limit on a book side, last BBO is sent with quantity set to '0' and Price set to null value.
- The Bid/Offer updates are the explicit buy or sell price and aggregated explicit volume at any price level. When the Bid/Offer is the best price, both the Bid/Offer and the Best Bid/Offer will be sent. Implied volume is not taken into account in the Bid/Offer updates.
- On Warrants, all updates with a "Liquidity Provider" flag, with a limit will contain at least one liquidity provider order. "Liquidity Provider" limits contain one or several liquidity provider orders along with zero to several non-liquidity provider orders.

## Requests:

- On ETF/MTF, Request For Quotes (RFQ) have the following behaviour:
  - A RFQ request will be sent to liquidity providers in private messages. Market participants will not be informed of this RFQ.
  - If the RFQ results in a trade, and only in this case, all answers to the RFQ are sent in market data using *Market Data Update Type*: "83 = New Bid RFQ Answer" and/or "84 = New Offer RFQ Answer". The New Bid RFQ Answer and New Offer RFQ answer are aggregated price limits and show the total amount of orders at a price limit. The price limits are cleared using Updated Bid RFQ Answer and Updated Offer RFQ answer with quantity equal to 0.
- A Request for Size (RFS) notifies market participants that a member has an interest at the specified instrument price, but no quantity is indicated.

## Collars:

The broadcast information regarding collars varies according to the segment to which the collar is applicable.

Collars are sent as described below.

- For dynamic collars:
  - On each book retransmission (including morning and HA book retransmission)
  - On each dynamic collar price changes
  - On action from Market Operation
- For static collars:
  - On each book retransmission (including morning and HA book retransmission)
  - On Market Operation request
  - For some instruments, on the first trade of the day

- For some instruments, at each uncrossing of the day
  - For order price control collars:
- On each book retransmission (including morning and HA book retransmission)
- On each dynamic collar price changes (if the order price control collar is following a dynamic price)
- For some instruments, on the first trade of the day (if the order price control collar is following a static price)
- For some instruments, at each uncrossing of the day (if the order price control collar is following a static price)
- On action from Market Operation
  - For LP collars:
- Only for instrument on LP Quote Driven market model and during One Side Only period to indicate opposite side virtual collar.

For more details on interaction of Optiq in cases of collar expansion associated to the Trading patterns, Spreads, triggering of FSP events, please review the Derivatives Kinematics document.

### Request For Cross:

For interaction of order entry and market data messages for Request For Cross clients should review the Derivatives Kinematics document.

### Clear Book:

A Clear Book requests client to clear the entire book for a given Symbol Index. Quantity will be '0' and Price set to null value.

### Short trades:

Trades will also be notified using the Market Update message. This comprises a short summary of the trade information since more detailed trade information is provided on Full Trade Information (1004) message. For the specific case of Wholesales, no short trade information will be disseminated through Market Update message.

Customers that are only using short trade messages can retrieve MMT levels 1 (MMT Market Mechanism), 2 (MMT Trading Mode) and 3 (MMT Transaction Category). Rules to get this information with Market Update messages are available in appendix of this document. Please refer to both appendix sections:

- [MMT Flags Rules](#)
- [Link Between EMM and Trade Types](#)

### Execution Summary:

Execution summary message provides information of the order book state after the processing of an aggressive order against orders in the order book. Execution summary messages are published with following characteristics: execution

- Number Of Orders is always set to null value
- Hidden iceberg orders quantities are included in the execution summary
- Dark Trades are not included in the execution summary
- RLP orders in case of an aggressive RLO order are included in the execution summary

- Trades with deferred publication will not generate execution summary messages
- Stop order is considered as new aggressive order and thus will generate a dedicated execution summary for the transaction
- For cash segments, execution summary messages are only published during continuous phase

For Derivatives, in case of Implied Trading, the Execution Summary is sent for the Strategy book, as well as the Outright books that participate in the execution taking into account outright orders and implied orders that have already been published.

### Peg Orders (for future use):

Peg orders will be communicated on its creation and for each update with:

- Aggregated volume at this limit
- Number Of Orders with the number of peg orders

On a BBO update peg order updates will be disseminated with the BBO message in different repeated sections.

If a peg order has the same limit as other orders quantity and Number Of Reference fields will always provide aggregated limit that is containing both peg and non-peg orders.

| FIELD                                       | SHORT DESCRIPTION  | FORMAT                    | LEN | VALUES                  | PRESENCE  |
|---|--|---------------------------|-----|-------------------------|-----------|
| <a href="#">Market Data Sequence Number</a> | Assigned by MDG for each message. Each channel has its own Market Data Sequence Number sequence.                             | Sequence                  | 8   | From 0 to $2^{64}-2$    | Mandatory |
| <a href="#">Rebroadcast Indicator</a>       | Indicates if this message is resent or new (1 if resent, 0 otherwise). For a snapshot, this field will always be set to '1'. | Numerical ID              | 1   | From 0 to $2^8-2$       | Mandatory |
| <a href="#">EMM</a>                         | Defines the Exchange Market Mechanism applied on each platform.  | Enumerated                | 1   | (See field description) | Mandatory |
| <a href="#">Event Time</a>                  | Time when an event has been processed  | Epoch Time in Nanoseconds | 8   | From 0 to $2^{64}-2$    | Mandatory |
| Updates length                              |  | Numerical                 | 1   | $0..2^{16}-2$           | Mandatory |
| Updates occurrences                         |  | Numerical                 | 1   | 1..254                  | Mandatory |
| <a href="#">Market Data Update Type</a>     | Type of market data update.  | Enumerated                | 1   | (See field description) | Mandatory |
| <a href="#">Symbol Index</a>                | Exchange identification code of the instrument/contract.   | Numerical ID              | 4   | From 0 to $2^{32}-2$    | Mandatory |
| <a href="#">Number Of Orders</a>            | Number of orders at the current price limit.   | Numerical                 | 2   | From 0 to $2^{16}-2$    | Optional  |

| FIELD                    | SHORT DESCRIPTION  | FORMAT   | LEN | VALUES                         | PRESENCE |
|--------------------------|--|----------|-----|--------------------------------|----------|
| <a href="#">Price</a>    | Price per unit of quantity (to be calculated with the Price/Index Level Decimals). | Price    | 8   | From $-2^{63}+1$ to $2^{63}-1$ | Optional |
| <a href="#">Quantity</a> | Number of traded or ordered units (to be calculated with Quantity Decimals).       | Quantity | 8   | From 0 to $2^{64}-2$           | Optional |

### 7.3.2 Order Update (1002)

On all markets, the Order Update Message provides the market with the information needed to build the order book.

Multiple changes can be disseminated within a single Order Update (1002) message.

This message takes into account all order types, with the exception of Stop Loss, Stop Limit and Auction Volume Discovery (AVD) orders.

Stop orders are not broadcasted to market participants until they are triggered.

Order Update (1002) is not sent to the market to notify that an AVD order is submitted.

#### Message Sending Rules:

- In the morning, before market opening, when the trading engine is initialized, to retransmit orders remaining in the book from previous days (taking into account expired orders and order book purges). This is known as the 'order book retransmission' or 'market sheet retransmission'.
- During the day, on each new order, modify order or deletion order from a member firm.
- During the day, in case of order book retransmission. This is a failsafe in case of order book resynchronization.

### Market Data Action Types

The Market Data Action Types apply for all cash instrument on central order book. Therefore, no Order Update messages are sent on derivatives.

#### Order Modifications

For modification of orders, the field *Market Data Action Type* will flag if there is a loss of priority or not. The order will lose its priority for:

- A price change
- An amendment with an increase of its displayed quantity

#### Peg Orders (for future use)

Peg orders will be communicated on its creation with its characteristics:

- Type of peg order
- Peg Offset

### ■ Quantity

On a BBO update no peg order update will be disseminated. Members will have then to update the peg orders for each BBO without changing the previous priority of the original order. Indeed, this will identify the order in case of a partial fill or update.

If a peg is partially filled or updated, then it loses its priority and the message will contain the new quantity.

### To be noted:

- Symbol Index, EMM and Order Priority identify the rank of the order in the order book.
- Order Priority identifies the priority of the order in the order book (the order book is identified with Symbol Index and EMM).
- In case of a Deletion (Market Data Action Type '2' or '3'), the quantity will be set to '0' and the price set to default value.
- Orders for cash must be arranged according to:
  - Order type: Priority should be given first to Market order and Market to limit followed by Limits and Peg orders
  - Order price
  - Order priority
    - For Market Orders the price will be set to null value and the quantity is the one from the client order.

Client applications should do the following in order to build the market sheet:

- Determine the Market Data Action Type (add, modify, delete)
- Determine the priority of an order based on Order Type, Order Price, and the Order Priority. The priority of orders of the same type and price depends on their order priority. The order with the lowest value of Order Priority has the highest priority. Bid orders with higher prices have higher priority; ask orders with lower price have higher priority.
- Determine the price and size of an order.

■

| FIELD                                       | SHORT DESCRIPTION  | FORMAT                    | LEN | VALUES                       | PRESENCE  |
|---|--|---------------------------|-----|------------------------------|-----------|
| <a href="#">Market Data Sequence Number</a> | Assigned by MDG for each message. Each channel has its own Market Data Sequence Number sequence.                             | Sequence                  | 8   | From 0 to 2 <sup>64</sup> -2 | Mandatory |
| <a href="#">Rebroadcast Indicator</a>       | Indicates if this message is resent or new (1 if resent, 0 otherwise). For a snapshot, this field will always be set to '1'. | Numerical ID              | 1   | From 0 to 2 <sup>8</sup> -2  | Mandatory |
| <a href="#">EMM</a>                         | Defines the Exchange Market Mechanism applied on each platform.  | Enumerated                | 1   | (See field description)      | Mandatory |
| <a href="#">Event Time</a>                  | Time when an event has been processed  | Epoch Time in Nanoseconds | 8   | From 0 to 2 <sup>64</sup> -2 | Mandatory |

| FIELD                                   | SHORT DESCRIPTION  | FORMAT       | LEN | VALUES   | PRESENCE  |
|---|--|--------------|-----|--|-----------|
| Orders length                           | Repeating Section Header   | Numerical    | 1   | 0...2 <sup>16</sup> -2                         | Mandatory |
| Orders occurrences                      | Repeating Section Header   | Numerical    | 1   | 1..254   | Mandatory |
| <a href="#">Symbol Index</a>            | Exchange identification code of the instrument/contract.   | Numerical ID | 4   | From 0 to 2 <sup>32</sup> -2                   | Mandatory |
| <a href="#">Market Data Action Type</a> | Identifies if the order is a New Order, a Deletion, a Modification or a Retransmission.  | Enumerated   | 1   | (See field description)                        | Mandatory |
| <a href="#">Order Priority</a>          | Rank giving the priority of the order. The order with the lowest value of Order Priority has the highest priority.   | Numerical ID | 8   | From 0 to 2 <sup>64</sup> -2                   | Optional  |
| <a href="#">Previous Priority</a>       | Previous Priority is populated only when there is a "Modification of existing order With Loss Of Priority" or order deletions. Then clients have to remove from their market sheet the order identified with the field "Previous Priority" and add a new order with the field "Order Priority" newly provided. | Numerical ID | 8   | From 0 to 2 <sup>64</sup> -2                   | Optional  |
| <a href="#">Order Type</a>              | Type of Order.   | Enumerated   | 1   | (See field description)                        | Optional  |
| <a href="#">Order Price</a>             | Instrument price per quantity unit (To be calculated with Price/Index Level Decimals).   | Price        | 8   | From -2 <sup>63</sup> +1 to 2 <sup>63</sup> -1 | Optional  |
| <a href="#">Order Side</a>              | Indicates the side of the order.   | Enumerated   | 1   | 1 Buy<br>2 Sell<br>3 Cross                     | Optional  |
| <a href="#">Order Quantity</a>          | Total order quantity, per quantity unit.(To be calculated with Quantity Decimals).   | Quantity     | 8   | From 0 to 2 <sup>64</sup> -2                   | Optional  |
| <a href="#">Peg Offset</a>              | (Future Use) Tick offset for a pegged order.   | Numerical ID | 1   | From -127 to 127                               | Optional  |



### 7.3.3 Long Order Update (1015)

On Fixed Income markets for non-anonymous instruments, the Long Order Update Message provides the market with the information needed to build the order book. It completes (and does not replace) the Order Update (1002) message with the issuing firm information.

Multiple changes can be disseminated within a single Long Order Update (1015) message.

This message takes into account all order types, with the exception of Stop Loss and Stop Limit orders. Stop orders are not broadcasted to market participants until they are triggered.

#### Message Sending Rules

- In the morning, before market opening, when the trading engine is initialized, to retransmit orders remaining in the book from previous days (taking into account expired orders and order book purges). This is known as the 'order book retransmission' or 'market sheet retransmission'.
- During the day, on each new order, modify order or deletion order from a member firm.
- During the day, in case of order book retransmission. This is a failsafe in case of order book resynchronization.

#### ■ Market Data Action Types

The Market Data Action Types apply for all cash instrument on central order book.

#### Order Modifications

For modification of orders, the field *Market Data Action Type* will flag if there is a loss of priority or not. The order will lose its priority for:

- A price change
- An amendment with an increase of its displayed quantity

#### To be noted:

- *Symbol Index*, *EMM* and *Order Priority* identify the rank of the order in the order book.
- *Order Priority* identifies the priority of the order in the order book (the order book is identified with *Symbol Index* and Request for Size).
- In case of a Deletion (*Market Data Action Type* '2' or '3'), the quantity will be set to '0' and the price set to default value.
- Orders for cash must be arranged according to:
  - Order type: Priority should be given first to Market order and Market to limit followed by Limits and Peg orders
  - Order price
  - Order priority
- For Market Orders the price will be set to null value and the quantity is the one from the client order.

Client applications should do the following in order to build the market sheet:

- Determine the Market Data Action Type (add, modify, delete)
- Determine the priority of an order based on Order Type, Order Price, and the Order Priority. The priority of orders of the same type and price depends on their order priority. The order with the lowest value of Order Priority has the highest priority. Bid orders with higher prices have higher priority; ask orders with lower price have higher priority.
- Determine the price and size of an order.

| FIELD                       | SHORT DESCRIPTION  | FORMAT                    | LEN | VALUES                  | PRESENCE  |
|-----------------------------|--|---------------------------|-----|-------------------------|-----------|
| Market Data Sequence Number | Assigned by MDG for each message. Each channel has its own Market Data Sequence Number sequence.                             | Sequence                  | 8   | From 0 to $2^{64}-2$    | Mandatory |
| Rebroadcast Indicator       | Indicates if this message is resent or new (1 if resent, 0 otherwise). For a snapshot, this field will always be set to '1'. | Numerical ID              | 1   | From 0 to $2^8-2$       | Mandatory |
| EMM                         | Defines the Exchange Market Mechanism applied on each platform.  | Enumerated                | 1   | (See field description) | Mandatory |
| Event Time                  | Time when an event has been processed (Time in number of nanoseconds since 01/01/1970 UTC).                                  | Epoch Time in Nanoseconds | 8   | From 0 to $2^{64}-2$    | Mandatory |
| Symbol Index                | Exchange identification code of the instrument.  | Numerical ID              | 4   | From 0 to $2^{32}-2$    | Mandatory |
| Market Data Action Type     | Identifies if the order is a New Order, a Deletion, a Modification or a Retransmission.                                      | Enumerated                | 1   | (See field description) | Mandatory |
| Order Priority              | Rank giving the priority of the order. The order with the lowest value of Order Priority has the highest priority.           | Numerical ID              | 8   | From 0 to $2^{64}-2$    | Optional  |

| FIELD               | SHORT DESCRIPTION  | FORMAT          | LEN | VALUES                         | PRESENCE     |
|---------------------|--|-----------------|-----|--------------------------------|--------------|
| Previous Priority   | Previous Priority is populated only when there is a "Modification of existing order With Loss Of Priority" or order deletions. Then clients have to remove from their market sheet the order identified with the field "Previous Priority" and add a new order with the field "Order Priority" newly provided. | Numerical ID    | 8   | From 0 to $2^{64}-2$           | Optional     |
| Order Type          | Type of Order.   | Enumerated      | 1   | (See field description)        | Optional     |
| Order Price         | Instrument price per quantity unit (To be calculated with Price/Index Level Decimals).   | Price           | 8   | From $-2^{63}+1$ to $2^{63}-1$ | Optional     |
| Order Side          | Indicates the side of the order.   | Enumerated      | 1   | 1 Buy<br>2 Sell<br>3 Cross [i] | Optional     |
| Order Quantity      | Total order quantity, per quantity unit.(To be calculated with Quantity Decimals)  | Quantity        | 8   | From 0 to $2^{64}-2$           | Optional     |
| <i>Peg Offset</i>   | [N/A] (Future Use)<br>Tick offset for a pegged order.  | Numerical ID    | 1   | From -127 to 127               | Optional     |
| Firm ID             | Identifier of the member firm that has entered the Order.  | Alphanumeric ID | 8   | (See field description)        | Conditional  |
| <i>Account Type</i> | [N/A] Indicates the account type for which the order is entered.   | Enumerated      | 1   |                                | Not provided |

### 7.3.4 Price Update (1003)

The Price Update (1003) message provides reference prices.

#### Message Sending Rules

Price Update message are sent each time a reference price is updated.

#### ■ Market Data Price Types

Reference prices are available for the following instruments:

|   | Warrants<br>&<br>Certificates | Fixed<br>Income | ETFs | Cash<br>Equities | Equity<br>Derivatives,<br>Index<br>Derivatives, &<br>Commodities |
|---|-------------------------------|-----------------|------|------------------|--|
| 2 – Official Daily (Derivatives Only)   |                               |                 |      |                  | X  |
| 4 – Official Market Close (Derivatives Only)  |                               |                 |      |                  | X  |
| 6 – Official Expiry (Derivatives Only)  |                               |                 |      |                  | X  |
| 7 – Provisional Intraday (Derivatives Only)   |                               |                 |      |                  | X  |
| 8 – Official Intraday (Derivatives Only)  |                               |                 |      |                  | X  |
| 9 – Official YDSP (Derivatives Only)  | X                             |                 |      |                  | X  |
| 10 – Net Asset Value (+/-) for the instruments eligible to the NAV Trading Facility (Cash Only) |                               |                 | X    |                  |  |
| 12 – Adjusted Closing Price (Cash Only)   | X                             | X               | X    | X                |  |
| 13 – Subscription Price (Cash Only)   | X                             |                 | X    |                  |  |
| 14 – Indicative Matching Price (Cash and Derivatives)   | X                             | X               | X    | X                | X  |
| 19 – Min Price Out of Session Trades (Cash Only)  | X*                            | X*              | X*   | X*               |  |
| 20 – Max Price Out of Session Trades (Cash Only)  | X*                            | X*              | X*   | X*               |  |
| 21 – Min Price Out of Session Block Trades (Cash Only)  | X*                            | X*              | X*   | X*               |  |
| 22 – Max Price Out of Session Block Trades  | X*                            | X*              | X*   | X*               |  |
| 23 – Valuation Price (Cash Only)  | X                             | X               | X    | X                |  |
| 24 – Fund Subscription (Cash Only)  |                               |                 | X    |                  |  |
| 25 – Fund Redemption (Cash Only)  |                               |                 | X    |                  |  |
| 26 – Uncrossing Price (Cash and Derivatives)  | X                             | X               | X    | X                | X  |
| 27 – Last Traded Price (Cash and Derivatives)   | X                             | X               | X    | X                | X  |
| 28 – Alternative Indicative Price (AIP) (Cash Only)   | X                             | X               | X    | X                |  |
| 30 – Net Asset Value  |                               |                 | X*   |                  |  |
| 31 – External Reference Price   |                               |                 |      | X                |  |
| 33 – Closing Price  | X                             | X               | X    | X                |  |

|                                       | Warrants & Certificates | Fixed Income | ETFs | Cash Equities | Equity Derivatives, Index Derivatives, & Commodities |
|---------------------------------------|-------------------------|--------------|------|---------------|--|
| 41 - Life Time Contract Lowest Price  |                         |              |      |               | X  |
| 42 - Life Time Contract Highest Price |                         |              |      |               | X  |

\* Only for TCS

For derivatives markets, all settlement prices and Indicative Uncrossing Prices for each uncrossing are provided in the Price Update (1003) message. It is sent for both past settlements (in the morning) and intraday settlements (during the trading day).

### Indicative Matching Price

A Price Update message with Market Data Price Type: 14 (Indicative Matching Price) indicates the instrument theoretical opening conditions which consist of:

- The Indicative Matching Price (IMP): price at which the instrument would trade if it opened at the moment the price is calculated
- The Indicative Matching Volume (IMV): quantity that would trade at the IMP if the instrument opened at the moment the price is calculated
- The indicative imbalance volume: remaining unmatched quantity at the IMP
- The indicative imbalance volume side: side of the indicative imbalance volume
- Depending on the market, the Indicative Matching Price is sent on a fixed basis or in real time. The real-time messages are sent if at least one of the instrument's theoretical opening conditions changes (indicative matching price, indicative matching volume, imbalance volume or imbalance volume side).
- If the Indicative Matching Price remains undetermined, but the reason for this undetermined state changes, then an Indicative Matching Price is sent with null values (in field *Price*).

*Quantity* field will be set to null for the following Market Data Price Type:

- 13 - Subscription Price
- 23 - Valuation Price
- 27 - Last Traded Price
- 28 - Alternative Indicative Price (AIP)
- 33 - Closing Price

For Cash markets, all reference prices are published through a Price Update message, for both Central Order Book and Out of Session contexts:

- Closing Price
- Uncrossing Price
- Valuation Price
- Min/Max Out of Session Trade Price
- Net Asset value for eligible instruments

Fund features (subscription and redemption) are also communicated through a Price Update Message.

| FIELD                                       | SHORT DESCRIPTION  | FORMAT                    | LEN | VALUES                            | PRESENCE  |
|---|--|---------------------------|-----|-----------------------------------|-----------|
| <a href="#">Market Data Sequence Number</a> | Assigned by MDG for each message. Each channel has its own Market Data Sequence Number sequence.   | Sequence                  | 8   | 0..2 <sup>64</sup> -2             | Mandatory |
| <a href="#">Rebroadcast Indicator</a>       | Indicates if this message is resent or new (1 if resent, 0 otherwise). For a snapshot, this field will always be set to '1'.                   | Numerical ID              | 1   | 0..2 <sup>8</sup> -2              | Mandatory |
| <a href="#">EMM</a>                         | Defines the Exchange Market Mechanism applied on each platform.  | Enumerated                | 1   | (See field description)           | Mandatory |
| <a href="#">Event Time</a>                  | Time when an event has been processed  | Epoch Time in Nanoseconds | 8   | 0..2 <sup>64</sup> -2             | Mandatory |
| Prices length                               | Repeating Section Header   | Numerical                 | 1   | 0..2 <sup>16</sup> -2             | Mandatory |
| Prices occurrences                          | Repeating Section Header   | Numerical                 | 1   | 1..254                            | Mandatory |
| <a href="#">Market Data Price Type</a>      | Type of price update (note: 1 to 9 are settlement price type).   | Enumerated                | 1   | (See field description)           | Mandatory |
| <a href="#">Symbol Index</a>                | Exchange identification code of the instrument/contract.   | Numerical ID              | 4   | 0..2 <sup>32</sup> -2             | Mandatory |
| <a href="#">Price</a>                       | Price per unit of quantity (to be calculated with the Price/Index Level Decimals).   | Price                     | 8   | See field description)            | Optional  |
| <a href="#">Quantity</a>                    | Number of traded or ordered units (to be calculated with Quantity Decimals).   | Quantity                  | 8   | 0..2 <sup>64</sup> -2             | Optional  |
| <a href="#">Imbalance Quantity</a>          | Imbalance volume quantity if Uncrossing occurs at this moment. This volume includes hidden quantity (to be calculated with Quantity Decimals). | Quantity                  | 8   | 0..2 <sup>64</sup> -2             | Optional  |
| <a href="#">Imbalance Quantity Side</a>     | Side of the imbalance volume if the Uncrossing occurs at this moment.  | Enumerated                | 1   | 0 No imbalance<br>1 Buy<br>2 Sell | Optional  |
| <a href="#">Price Qualifier</a>             | Represents a qualifier of the type of update being communicated to the market.   | Enumerated                | 1   | (See field description)           | Optional  |

### 7.3.5 Full Trade Information (1004)

The Full Trade Information (1004) Message is a trade summary sent to the Market (EU and UK MiFID II compliant). Simultaneously, a short trade message is sent via the Market Update (1001) message for all markets, except for the specific case of Wholesale LIS Package.

Wholesale LIS Package transaction is disseminated via LIS Package Structure (1016) and followed by a Full Trade information (1004) (EU and UK MiFID II Compliant) which contains the following main fields:

- In the core part of the message, the SymbolIndex of the contract;
- In the core of the message, the executed volume of the transaction at package level;
- In the core of the message, the *MiFID Execution ID* field to retrieve the corresponding **LIS Package Structure** (1016)
- In the core of the message, *MMT Transaction Category* set to 'TPAC: Package Trade' in case of a Wholesale strategy

#### For the Cash Markets

*MiFID Execution ID* is composed of the Symbol Index (on 10 characters), the EMM (on 3 characters) and the Execution ID (on 10 characters). It is a unique Execution ID by instrument per day on the different available EMM.

Example: Trade done with Execution Id: 42 on the Symbol Index: 1384659 on EMM: 1 (COB) will have this MiFID Execution ID: 00013846590010000000042.

#### For the Derivatives Markets

The *MiFID Execution ID* is populated:

- In case of a COB, RFC trade or wholesale transaction on a single instrument:  
Execution ID (10 char) from OEG concatenated with the instrument's identifier (ISIN code [12 char]). Example: Execution ID provided in Order Entry: 257; Instrument ISIN = ABCDEF123456; TVTIC will be 257ABCDEF123456)
- In case of a wholesale transaction or RFC trade on several instruments (Strategies):  
LIS Transaction ID (10 char) from OEG concatenated with instruments identifier (Symbol Index [10 char]).  
Example: LIS Transaction ID provided in Order Entry: 9012345678; Contract SymbolIndex = 1111100000; MiFID Execution ID will be 90123456781111100000).  
Client should note that Wholesales LIS on Strategies are allowed only on exchange recognized strategies.

### Message Sending Rules

- For each trade notification.
- For each trade retransmission.

If the Transaction Type is "Summary Report", then it will be a deferred publication of aggregated trades. Therefore, only the MiFID Notional Amount will be filled, and the high and low prices will be in the **Statistics** (1009) message.

EU and UK MiFID II flags are populated using the Market Model Typology (MMT) in version 4.0. For more information please visit: <http://www.fixtradingcommunity.org/pg/group-types/mmt>

Please note that the following mappings between values sent into the MDG **Full Trade Information** (1004) message and Mifid expected values should be applied by clients once receiving the message for the Mifid compliance:

#### MMT Market Mechanism:

| FIELD  | MIFID VALUE |
|--|-------------|
| 1 - Central Limit Order Book   | "CLOB"      |
| 2 - Quote Driven Market  | "QDTS"      |
| 3 - Dark Order Book  | "DABO"      |
| 4 - Off Book (including Voice or Messaging Trading)  | "VOIC"      |
| 5 - Periodic Auction   | "PATS"      |
| 6 - Request for Quotes   | "RFQT"      |
| 7 - Any Other, Including Hybrid (original ESMA definition in RTSs 1 & 2)                           | "AHHY"      |
| 8 - Hybrid System (revised ESMA definition, replacing 'Any Other, Including Hybrid')               | "HYBR"      |
| 9 - Any Other, Excluding Hybrid (revised ESMA definition, replacing 'Any Other, Including Hybrid') | "OTHR"      |

#### MMT Trading Mode:

| FIELD  | MIFID VALUE |
|--|-------------|
| 1 - Undefined Auction                          | "UDUC"      |
| 2 - Continuous Trading                         | "COTR"      |
| 3 - At Market Close Trading                    | "MACT"      |
| 4 - Out of Main Session Trading                | "OMST"      |
| 5 - Trade Reporting (On Exchange)              | "TROE"      |
| 6 - Trade Reporting (Off Exchange)             | "TROF"      |
| 7 - Trade Reporting (Systematic Internaliser)  | "TRSI"      |
| O - Scheduled Opening Auction                  | "SOAU"      |
| K - Scheduled Closing Auction                  | "SCAU"      |
| I - Scheduled Intraday Auction                 | "SIAU"      |
| U - Unscheduled Auction                        | "UAUC"      |
| P - On Demand Auction (Frequent Batch Auction) | "ODAU"      |

#### MMT Publication Mode:

| FIELD   | MIFID VALUE |
|---|-------------|
| - - Immediate Publication                                       | "-"         |
| 1- Non-Immediate Publication                                    | " NIPM"     |
| LRGS - Non-Immediate Publication: Deferral for "Large in Scale" | " LRGS"     |



| FIELD                                       | SHORT DESCRIPTION  | FORMAT                    | LEN | VALUES                  | PRESENCE  |
|---|--|---------------------------|-----|-------------------------|-----------|
| <a href="#">Market Data Sequence Number</a> | Assigned by MDG for each message. Each channel has its own Market Data Sequence Number sequence.                             | Sequence                  | 8   | 0..2 <sup>64</sup> -2   | Mandatory |
| <a href="#">Rebroadcast Indicator</a>       | Indicates if this message is resent or new (1 if resent, 0 otherwise). For a snapshot, this field will always be set to '1'. | Numerical ID              | 1   | 0..2 <sup>8</sup> -2    | Mandatory |
| <a href="#">EMM</a>                         | Defines the Exchange Market Mechanism applied on each platform.  | Enumerated                | 1   | (See field description) | Mandatory |
| <a href="#">Event Time</a>                  | Time when an event has been processed  | Epoch Time in Nanoseconds | 8   | 0..2 <sup>64</sup> -2   | Mandatory |
| <a href="#">Symbol Index</a>                | Exchange identification code of the instrument/contract.   | Numerical ID              | 4   | 0..2 <sup>32</sup> -2   | Optional  |
| <a href="#">Trading Date Time</a>           | Date and time when the transaction was executed.   | Text                      | 27  | (See field description) | Mandatory |
| <a href="#">Publication Date Time</a>       | Date and time when the transaction was published by a trading venue or Approved Publication Arrangement (APA).               | Text                      | 27  | (See field description) | Optional  |
| <a href="#">Trade Type</a>                  | Type of trade.   | Enumerated                | 1   | (See field description) | Mandatory |
| <a href="#">MiFID Instrument ID Type</a>    | Code type used to identify the financial instrument.   | Text                      | 4   | (See field description) | Optional  |
| <a href="#">MiFID Instrument ID</a>         | Code used to identify the financial instrument. This code has to be processed with the MiFID Instrument ID Type.             | Alphanumeric ID           | 12  | (See field description) | Optional  |

| FIELD  | SHORT DESCRIPTION  | FORMAT          | LEN | VALUES                  | PRESENCE  |
|--|--|-----------------|-----|-------------------------|-----------|
| <a href="#">MiFID Execution ID</a>                     | <p>MiFID Transaction Identification Code is a unique ID of the Execution per instrument, day and EMM.</p> <p>The value in the field is a concatenation of the Execution ID (10 char) and an identifier of the instruments [ISIN code (12 char) or Symbol Index (10 char)]. In most cases the identifier of the instrument is the 12 character ISIN code. For derivatives, in cases when the trade occurs on an instrument for which the ISIN code is not populated (e.g. Strategies) the Symbol Index of the instrument is used instead.</p> | Alphanumeric ID | 52  | (See field description) | Mandatory |
| <a href="#">MiFID Price</a>                            | Traded price of the transaction excluding, where applicable, commission and accrued interest.  | Text            | 20  | (See field description) | Optional  |
| <a href="#">MiFID Quantity</a>                         | Number of units of the financial instrument. The nominal or monetary value of the financial instrument.  | Text            | 20  | (See field description) | Mandatory |
| <a href="#">MiFID Price Notation</a>                   | Indication as to whether the price is expressed in monetary value, in percentage or in yield.  | Text            | 4   | (See field description) | Optional  |
| <a href="#">MiFID Currency</a>                         | Currency in which the price is expressed (applicable if the price is expressed as monetary value) following ISO 4217 standard.   | Alphanumeric ID | 3   | (See field description) | Optional  |
| <a href="#">MiFID Qty in Measurement Unit Notation</a> | Indication of measurement units in which the quantity in measurement unit is expressed.  | Text            | 25  | (See field description) | Optional  |
| <a href="#">MiFID Quantity Measurement Unit</a>        | The equivalent amount of commodity or emission allowance traded expressed in measurement unit  | Text            | 20  | (See field description) | Optional  |
| <a href="#">MiFID Notional Amount</a>                  | Nominal amount or notional amount.   | Text            | 20  | (See field description) | Optional  |

| FIELD  | SHORT DESCRIPTION   | FORMAT          | LEN | VALUES                  | PRESENCE |
|--|---|-----------------|-----|-------------------------|----------|
| <a href="#">Notional Currency</a>                | Currency in which the notional is denominated following ISO 4217 standard.  | Alphanumeric ID | 3   | (See field description) | Optional |
| <a href="#">MiFID Clearing Flag</a>              | Code to identify whether the transaction will be cleared.   | Text            | 5   | (See field description) | Optional |
| <a href="#">MMT Market Mechanism</a>             | Defines the fundamental functional market mechanism that has facilitated the trade following MMT level 1. This field is technically optional for backward compatibility but is functionally mandatory.          | Enumerated      | 1   | (See field description) | Optional |
| <a href="#">MMT Trading Mode</a>                 | Differentiates transactions by defining the trading mode under which the trade was executed following MMT level 2. This field is technically optional for backward compatibility but is functionally mandatory. | Enumerated      | 1   | (See field description) | Optional |
| <a href="#">MMT Transaction Category</a>         | Defines the transaction category following MMT level 3.1. This field is technically optional for backward compatibility but is functionally mandatory.  | Text            | 4   | (See field description) | Optional |
| <a href="#">MMT Negotiation Indicator</a>        | Defines the negotiation indicator or pre-trade transparency waiver following MMT level 3.2. This field is technically optional for backward compatibility but is functionally mandatory.                        | Text            | 4   | (See field description) | Optional |
| <a href="#">MMT Agency Cross Trade Indicator</a> | Defines the agency cross trade indicator following MMT level 3.3.   | Text            | 4   | (See field description) | Optional |
| <a href="#">MMT Modification Indicator</a>       | Defines the modification indicator following MMT level 3.4. This field is technically optional for backward compatibility but is functionally mandatory.  | Text            | 4   | (See field description) | Optional |

| FIELD  | SHORT DESCRIPTION  | FORMAT     | LEN | VALUES  | PRESENCE |
|--|--|------------|-----|---|----------|
| <a href="#">MMT Benchmark Indicator</a>          | Defines the benchmark indicator or the reference price indicator following MMT level 3.5. This field is technically optional for backward compatibility but is functionally mandatory. | Text       | 4   | (See field description)   | Optional |
| <a href="#">MMT Special Dividend Indicator</a>   | Defines the special dividend indicator following MMT level 3.6. This field is technically optional for backward compatibility but is functionally mandatory.                           | Text       | 4   | (See field description)   | Optional |
| <a href="#">MMT Off Book Automated Indicator</a> | Defines the off book automated indicator following MMT level 3.7. This field is technically optional for backward compatibility but is functionally mandatory.                         | Enumerated | 1   | M Off Book<br>Non-Automated<br>Q Off Book<br>Automated<br>- (Hyphen)<br>Unspecified or does not apply | Optional |
| <a href="#">MMT Contribution to Price</a>        | Defines the contribution to price or the price discovery process following MMT level 3.8. This field is technically optional for backward compatibility but is functionally mandatory. | Text       | 4   | (See field description)   | Optional |
| <a href="#">MMT Algorithmic Indicator</a>        | Defines the algorithmic indicator following MMT level 3.9. This field is technically optional for backward compatibility but is functionally mandatory.                                | Text       | 4   | (See field description)   | Optional |
| <a href="#">MMT Publication Mode</a>             | Defines the publication mode or post-trade deferral reason following MMT level 4.1.  | Text       | 4   | (See field description)   | Optional |
| <a href="#">MMT Post Trade Deferral</a>          | Defines the post trade deferral or enrichment type following MMT level 4.2. This field is technically optional for backward compatibility but is functionally mandatory.               | Text       | 4   | (See field description)   | Optional |
| <a href="#">MMT Duplicative Indicator</a>        | Defines the duplicative indicator following MMT level 5.   | Text       | 4   | (See field description)   | Obsolete |

| FIELD                                     | SHORT DESCRIPTION   | FORMAT                    | LEN | VALUES   | PRESENCE  |
|---|---|---------------------------|-----|--|-----------|
| <a href="#">Trade Qualifier</a>           | Trade Qualifier. Values specified, in the list of possible values, indicate the bit positions that should be used to set zero (0) or one (1) values. A single field contains multiple values provided in different positions. | Bitmap                    | 1   | (See field description)  | Mandatory |
| <a href="#">Transaction Type</a>          | Transaction type or publication type.   | Enumerated                | 1   | (See field description)  | Optional  |
| <a href="#">Effective Date Indicator</a>  | Indicates if the trade is introduced on the trading session day or earlier.   | Enumerated                | 1   | 0 If the seller declaration is received on the current trading session day<br>1 If seller declaration is received before the current trading session day | Optional  |
| <a href="#">Block Trade Code</a>          | Indicates if trade relates to a block or a negotiated deal following EU and UK MiFID II rules.  | Enumerated                | 1   | B Block Trade<br>N Regular trade or Negotiated deal<br>- (Hyphen)<br>Undefined   | Optional  |
| <a href="#">Trade Reference</a>           | Reference of the trade reported to the Exchange.  | Alphanumeric ID           | 30  | (See field description)  | Optional  |
| <a href="#">Original Report Timestamp</a> | Timestamp of trade reporting to the Exchange  | Epoch Time in Nanoseconds | 8   | $0..2^{64}-2$  | Optional  |
| <a href="#">Transparency Indicator</a>    | Used to define the transparency of the trade.   | Enumerated                | 1   | 0 Lit/Regular Trade<br>1 Dark Trade and Immediate Publication<br>2 Dark Trade and Deferred Publication   | Optional  |

| FIELD   | SHORT DESCRIPTION   | FORMAT                   | LEN | VALUES                                       | PRESENCE  |
|---|---|--------------------------|-----|--|-----------|
| <a href="#">Currency Coefficient</a>          | When an actual price is displayed in a different 'price expression' than the official instrument trading currency, the Currency Coefficient represents the ratio 'price expression' divided by 'official currency' (To be calculated with Ratio / Multiplier Decimals).   | Numerical ID             | 4   | 0..2 <sup>32-2</sup>                         | Optional  |
| <a href="#">Price Multiplier</a>              | Number of units of the financial instrument that are contained in a trading lot. Price multiplier coefficient for instrument unit price.  | Numerical                | 4   | 0..2 <sup>32-2</sup>                         | Optional  |
| <a href="#">Price Multiplier Decimals</a>     | Number of decimals for the field Price Multiplier.  | Numerical                | 1   | 0..2 <sup>8-2</sup>                          | Optional  |
| <a href="#">Venue</a>                         | Identification of the venue where the transaction was executed using the ISO 10383 segment MIC for transactions executed on a trading venue.  | Alphanumeric ID          | 11  | (See field description)                      | Mandatory |
| <a href="#">Start Time Vwap</a>               | Start time for the Volume Weight Average price computation period   | Intraday Time in Seconds | 4   | 0..2 <sup>32-2</sup>                         | Optional  |
| <a href="#">End Time Vwap</a>                 | End time for the Volume Weight Average price computation period   | Intraday Time in Seconds | 4   | 0..2 <sup>32-2</sup>                         | Optional  |
| <a href="#">MiFID Emission Allowance Type</a> | This field is only applicable for emission allowances.  | Text                     | 4   | (See field description)                      | Obsolete  |
| <a href="#">Market Of Reference MIC</a>       | Indicates the instrument Exchange of Reference by its MIC (Market Identification Code according to ISO 10383) (For Future Use).   | Alphanumeric ID          | 4   | (See field description)                      | Optional  |
| <a href="#">Evaluated Price</a>               | This field is used for Total Return Future and Market On Close Future trading. The Price is calculated by ME in index point notation. It can contain the provisional price calculated in intra-day or the final price calculated at the end of the day. The Trade Type value will enable user to know if the field contains provisional price or final price. | Price                    | 8   | From -2 <sup>63-1</sup> to 2 <sup>63-1</sup> | Optional  |

| FIELD                                   | SHORT DESCRIPTION  | FORMAT                     | LEN | VALUES  | PRESENCE    |
|---|--|----------------------------|-----|---|-------------|
| <a href="#">Message Price Notation</a>  | This field provides the type of price notation used per message. For TRF and MOC products the value "Price" is used for TAM trading mode, the values "Spread in basis points" and "Spread" are used for TAIC trading mode.   | Enumerated                 | 1   | 1 Price<br>2 Spread in basis points<br>3 Spread | Optional    |
| <a href="#">Settlement Date</a>         | Date when a trade is final, and the buyer must make payment to the seller while the seller delivers the assets to the buyer.   | Number of days since Epoch | 2   | 0..2 <sup>16-2</sup>                            | Optional    |
| <a href="#">Repo Settlement Date</a>    | Date when the Repo-Seller gets the assets back from the Repo-Buyer. Used in case of a Repo (Repurchase Agreement) trade.   | Number of days since Epoch | 2   | 0..2 <sup>16-2</sup>                            | Optional    |
| <a href="#">Trade Unique Identifier</a> | Alphanumeric code unique, consistent and persistent per ISO10383 segment MIC and per trading day assigned by the trading venue to a transaction. Trade Unique Identifier (TUI) is a field aimed at identifying an individual transaction and used as Trading Venue Transaction Identification Code (TVTIC). This is a unique transaction identification code generated by trading venues and disseminated to both the buying and the selling parties, in accordance with Article 12 of the Commission Delegated Regulation (EU) 2017/580 Regulatory Technical Standards (RTS). | Alphanumeric ID            | 16  | (see field description)                         | Conditional |
| <a href="#">Missing Price</a>           | Defines the reason why Price is not available  | Text                       | 4   | (see field description)                         | Conditional |

| FIELD   | SHORT DESCRIPTION   | FORMAT                | LEN | VALUES                  | PRESENCE        |
|---|---|-----------------------|-----|-------------------------|-----------------|
| <a href="#">MMT Pre-Trade Transparency Waiver Related to Size and Scale</a> | Defines the pre-trade transparency waiver related to the size following MMT level 3.10. This field is technically optional for backward compatibility but is functionally mandatory.  | Text                  | 4   | (see field description) | Conditiona<br>l |
| <a href="#">MMT Portfolio Transaction Indicator</a>                         | Defines if the transaction is part of a portfolio trade following MMT level 3.11. This field is technically optional for backward compatibility but is functionally mandatory.  | Text                  | 4   | (see field description) | Conditiona<br>l |
| <a href="#">MMT Contingent Transaction Indicator</a>                        | Defines a transaction where all the components of the trade are meant to be executed as a single lot following MMT level 3.12. This field is technically optional for backward compatibility but is functionally mandatory. | Text                  | 4   | (see field description) | Conditiona<br>l |
| <a href="#">MMT Publication Mode Illiquid</a>                               | Defines if the post-trade deferral is due to liquidity reason following MMT level 4.3. This field is technically optional for backward compatibility but is functionally mandatory.   | Text                  | 4   | (see field description) | Conditiona<br>l |
| <a href="#">MMT Publication Mode Size Specific</a>                          | Defines if the post-trade deferral is due to size specific reason following MMT level 4.4. This field is technically optional for backward compatibility but is functionally mandatory.                                     | Text                  | 4   | (see field description) | Conditiona<br>l |
| <a href="#">Venue of Publication</a>  | Identification of the venue where the transaction was published using the ISO 10383 segment MIC for transactions executed on a trading venue.   | Alphanum<br>erical ID | 4   | (See field description) | Mandatory       |
| <a href="#">Post Trade Deferral Flags</a>                                   | Indicates which deferral type was applied for transaction on Bonds instrument.  | Text                  | 4   | (See field description) | Mandatory       |



| FIELD                              | SHORT DESCRIPTION  | FORMAT | LEN | VALUES | PRESENCE  |
|------------------------------------|--|--------|-----|--------|-----------|
| Block Length for repeating section | Defines the length in bytes if the repeating section     | Header | 1   | 0      | Mandatory |
| Num in Group for repeating section | Defines how many times the repeating section is repeated | Header | 1   | 0      | Mandatory |

### 7.3.6 BF Trade (1202)

The **BF Trade** (1202) message provides trade information for the ISE IBF Optiq segment.

The MMT Modification Indicator indicates whether it is a new trade, a trade amendment or a trade cancellation.

This message is sent:

- Every morning following the Session Start messages, to provide information on the last trade that occurred for this instrument.
- During the trading session, when there is a new trade for this instrument.
- During the trading session, in case of trade amendment or cancellation.

| FIELD                                       | SHORT DESCRIPTION  | FORMAT                    | LEN | VALUES                  | PRESENCE  |
|---|--|---------------------------|-----|-------------------------|-----------|
| <a href="#">Market Data Sequence Number</a> | Assigned by MDG for each message. Each channel has its own Market Data Sequence Number sequence.                             | Sequence                  | 8   | From 0 to $2^{64}-2$    | Optional  |
| <a href="#">Rebroadcast Indicator</a>       | Indicates if this message is resent or new (1 if resent, 0 otherwise). For a snapshot, this field will always be set to '1'. | Numerical ID              | 1   | From 0 to $2^8-2$       | Mandatory |
| <a href="#">Symbol Index</a>                | Exchange identification code of the instrument/contract.   | Numerical ID              | 4   | From 0 to $2^{32}-2$    | Mandatory |
| <a href="#">MiFID Transaction ID</a>        | MiFID Transaction Identification Code is a unique reported trade identifier.   | Alphanumeric ID           | 52  | (See field description) | Mandatory |
| <a href="#">Event Time</a>                  | Time when an event has been processed  | Epoch Time in Nanoseconds | 8   | From 0 to $2^{64}-2$    | Mandatory |

| FIELD  | SHORT DESCRIPTION  | FORMAT                    | LEN | VALUES                         | PRESENCE  |
|--|--|---------------------------|-----|--------------------------------|-----------|
| <a href="#">Bid/Offer Date Time</a>              | Bid/Offer date time , expressed as number of nanoseconds since Epoch.  | Epoch Time in Nanoseconds | 8   | From 0 to $2^{64}-2$           | Optional  |
| <a href="#">MMT Modification Indicator</a>       | Defines the modification indicator following MMT level 3.4.  | Text                      | 4   | (See field description)        | Mandatory |
| <a href="#">Price</a>                            | Price per unit of quantity (to be calculated with the Price/Index Level Decimals).                                 | Price                     | 8   | From $-2^{63}-1$ to $2^{63}-1$ | Optional  |
| <a href="#">Bid Price</a>                        | Quote bid price, (To be calculated with Price/Index Level Decimals).   | Price                     | 8   | From $-2^{63}-1$ to $2^{63}-1$ | Optional  |
| <a href="#">Offer Price</a>                      | Quote offer price, (To be calculated with Price/Index Level Decimals).   | Price                     | 8   | From $-2^{63}-1$ to $2^{63}-1$ | Optional  |
| <a href="#">Quantity</a>                         | Number of traded or ordered units (to be calculated with Quantity Decimals).                                       | Quantity                  | 8   | From 0 to $2^{64}-2$           | Mandatory |
| <a href="#">MMT Agency Cross Trade Indicator</a> | Defines the agency cross trade indicator following MMT level 3.3.  | Text                      | 4   | (See field description)        | Optional  |
| <a href="#">MMT Benchmark Indicator</a>          | Defines the benchmark indicator or the reference price indicator following MMT level 3.5.                          | Text                      | 4   | (See field description)        | Optional  |
| <a href="#">MMT Special Dividend Indicator</a>   | Defines the special dividend indicator following MMT level 3.6.  | Text                      | 4   | (See field description)        | Optional  |
| <a href="#">MMT Trading Mode</a>                 | Differentiates transactions by defining the trading mode under which the trade was executed following MMT level 2. | Enumerated                | 1   | (See field description)        | Optional  |
| <a href="#">MiFID Price Notation</a>             | Indication as to whether the price is expressed in monetary value, in percentage or in yield.                      | Text                      | 4   | (See field description)        | Optional  |

| FIELD                                  | SHORT DESCRIPTION  | FORMAT          | LEN | VALUES                         | PRESENCE |
|--|--|-----------------|-----|--------------------------------|----------|
| <a href="#">Quantity Notation</a>      | Indication of the type of measurement (e.g. number of units, nominal, monetary value, etc.) in which the transaction is expressed. | Text            | 3   | (See field description)        | Optional |
| <a href="#">Notional Amount Traded</a> | Whole amount of the trade.   | Amount          | 8   | From $-2^{63}-1$ to $2^{63}-1$ | Optional |
| <a href="#">Trading Currency</a>       | Code of the currency (ISO 4217-3A).  | Alphanumeric ID | 3   | (See field description)        | Optional |

### 7.3.7 BF NAV (1203)

The **BF NAV** (1203) message provides Net Asset Value information for the ISE IBF Optiq segment.

The *MMT Modification Indicator* indicates whether it is a new NAV, a NAV amendment or a NAV cancellation.

This message is sent:

- Every morning following the Session Start messages, to provide information on the last NAV for this instrument.
- During the trading session, when there is a new NAV for this instrument.
- During the trading session, in case of NAV amendment or cancellation.

| FIELD                                       | SHORT DESCRIPTION  | FORMAT                    | LEN | VALUES                  | PRESENCE  |
|---|--|---------------------------|-----|-------------------------|-----------|
| <a href="#">Market Data Sequence Number</a> | Assigned by MDG for each message. Each channel has its own Market Data Sequence Number sequence.                             | Sequence                  | 8   | From 0 to $2^{64}-2$    | Optional  |
| <a href="#">Rebroadcast Indicator</a>       | Indicates if this message is resent or new (1 if resent, 0 otherwise). For a snapshot, this field will always be set to '1'. | Numerical ID              | 1   | From 0 to $2^8-2$       | Mandatory |
| <a href="#">Symbol Index</a>                | Exchange identification code of the instrument/contract.   | Numerical ID              | 4   | From 0 to $2^{32}-2$    | Mandatory |
| <a href="#">Bid/Offer Date Time</a>         | Bid/Offer date time, expressed as number of nanoseconds since Epoch.   | Epoch Time in Nanoseconds | 8   | From 0 to $2^{64}-2$    | Optional  |
| <a href="#">MiFID Transaction ID</a>        | MiFID Transaction Identification Code is a unique reported trade identifier.   | Alphanumeric ID           | 52  | (See field description) | Mandatory |

| FIELD                                      | SHORT DESCRIPTION   | FORMAT                    | LEN | VALUES                         | PRESENCE  |
|--|---|---------------------------|-----|--------------------------------|-----------|
| <a href="#">MMT Modification Indicator</a> | Defines the modification indicator following MMT level 3.4. | Text                      | 4   | (See field description)        | Mandatory |
| <a href="#">NAV Price</a>                  | NAV Price   | Price                     | 8   | From $-2^{63}-1$ to $2^{63}-1$ | Optional  |
| <a href="#">Event Time</a>                 | Time when an event has been processed                       | Epoch Time in Nanoseconds | 8   | From 0 to $2^{64}-2$           | Optional  |
| <a href="#">NAV Bid Price</a>              | Net Asset Value bid price.                                  | Price                     | 8   | From $-2^{63}-1$ to $2^{63}-1$ | Optional  |
| <a href="#">NAV Offer Price</a>            | Net Asset Value offer price.                                | Price                     | 8   | From $-2^{63}-1$ to $2^{63}-1$ | Optional  |

### 7.3.8 LIS Package Structure (1016)

The **LIS Package structure** (1016) message is sent to the market to provide the structure of the package negotiated through the Optiq Wholesale facility. It allows to:

- Determine the components of the package,
- Determine which type of the Exchange Known Strategies was created to negotiate the LIS Strategy transaction (formerly package),
- Map the coming Transaction published via **Full Trade Information** (1004) message with its structure at component level,
- Automatically compute the statistics,
- Determine the price and quantity traded for each leg of a LIS package.
- Each LIS Package Structure is sent with the *MIFID Execution ID* of the transaction it relates to – allowing to associate both 1004 and 1016 messages.

### Message Sending Rules

- For each LIS Package trade notification (trade types 4 and 43)
- For each LIS Package trade retransmission.

| FIELD                                       | SHORT DESCRIPTION  | FORMAT       | LEN | VALUES               | PRESENCE  |
|---|--|--------------|-----|----------------------|-----------|
| <a href="#">Market Data Sequence Number</a> | Assigned by MDG for each message. Each channel has its own Market Data Sequence Number sequence.                             | Sequence     | 8   | From 0 to $2^{64}-2$ | Mandatory |
| <a href="#">Rebroadcast Indicator</a>       | Indicates if this message is resent or new (1 if resent, 0 otherwise). For a snapshot, this field will always be set to '1'. | Numerical ID | 1   | From 0 to $2^8-2$    | Mandatory |

| FIELD                                 | SHORT DESCRIPTION   | FORMAT                    | LEN | VALUES                  | PRESENCE  |
|---------------------------------------|---|---------------------------|-----|-------------------------|-----------|
| <a href="#">EMM</a>                   | Defines the Exchange Market Mechanism applied on each platform.   | Enumerated                | 1   | (See field description) | Mandatory |
| <a href="#">Event Time</a>            | Time when an event has been processed   | Epoch Time in Nanoseconds | 8   | From 0 to $2^{64}-2$    | Mandatory |
| <a href="#">Contract Symbol Index</a> | Identifies the contract of this instrument by its Symbol Index.   | Numerical ID              | 4   | $0..2^{32}-2$           | Mandatory |
| <a href="#">MiFID Execution ID</a>    | <p>MiFID Transaction Identification Code is a unique ID of the Execution per instrument, day and EMM.</p> <p>The value in the field is a concatenation of the Execution ID (10 char) and an identifier of the instruments [ISIN code (12 char) or Symbol Index (10 char)]. In most cases the identifier of the instrument is the 12 character ISIN code.</p> <p>For derivatives, in cases when the trade occurs on an instrument for which the ISIN code is not populated (e.g. Strategies) the Symbol Index of the instrument is used instead.</p> | Alphanumeric ID           | 52  | (See field description) | Mandatory |
| <a href="#">Strategy Code</a>         | Exchange-recognized strategy code   | Alphanumeric ID           | 1   | (See field description) | Mandatory |
| Package Components length             |   | Numerical                 | 1   | $0..2^{16}-2$           | Mandatory |
| Package Components                    |   | Numerical                 | 1   | 1..32                   | Mandatory |
| <a href="#">Leg Symbol Index</a>      | MDG proprietary identification code of the instrument leg for the strategy.   | Numerical ID              | 4   | $0..2^{32}-2$           | Mandatory |
| <a href="#">Leg Ratio</a>             | Ratio of lots for the leg. For contingent trades, the delta.  | Quantity                  | 4   | $0..2^{32}-2$           | Mandatory |
| <a href="#">Leg Last Traded Price</a> | Indicates the price of the trade for the leg (to be calculated with the Price/Index Level Decimals).  | Price                     | 8   | $-2^{63}+1..2^{63}-1$   | Optional  |

| FIELD                                    | SHORT DESCRIPTION  | FORMAT   | LEN | VALUES               | PRESENCE |
|--|--|----------|-----|----------------------|----------|
| <a href="#">Leg Last Traded Quantity</a> | Indicates the quantity of the trade for the leg (to be calculated with the Quantity Decimals). | Quantity | 8   | 0..2 <sup>64-2</sup> | Optional |

### 7.3.9 Market Status Change (1005)

The Market Status Change message provides market participants with all market events and/or market phase transitions occurring at the instrument level for cash markets, and both contract and instrument levels on derivatives markets.

The Market Status Change message informs the market of the following changes on the instrument or contract:

- Book State
- Instrument State
- Status Reason
- Phase Qualifier
- Trading Period
- Trading Side
- Order Entry Qualifier
- Session
- Price Limits
- Scheduled Event

### Message Sending Rules

The Market Status Change message is sent:

- Scheduled status changes, event changes or a combination from the previous according to the predefined pattern of Trading Groups/Contracts (i.e. uncrossing of a contract, transition from one session to the next one, ...)
- Unscheduled status changes (i.e. reservation of an instrument, suspension of an instrument, order entry updates ...)

This message is sent on cash at the instrument level and on derivatives at the contract level. However, on derivatives, when an instrument does not follow any more the contract status or follows again the contract status (for example after a reservation), a specific Market Status Change message is sent for the instrument. This happens in the following cases:

- Instrument intra-day creation
- Instrument suspension by Market Operations
- Instrument expiration
- Instrument reservation due to Static Collars
- Instrument reservation due to Future Limit Interruption Protection (FLIP)
- Instrument reservation due to dynamic collar breach
- Instrument reopening following a reservation

A derivative instrument which behaves “normally” (i.e. follows its contract status), is considered to be in a “Scheduled” status.

For Structured Products segment, one Market Status Change message is sent per instrument at each session change (transition from session 1 to session 3 and from session 3 to session 4).

### **Status changes following the predefined pattern**

A Market Status Change (1005) message is sent to notify each phase change or event triggering as defined in the Timetable (1006) message.

On an exceptional basis, scheduled hours of a timetable can be modified by Market Operations. In that case a new Timetable message is sent, and subsequent Market Status Change messages will follow this new pattern.

Following is an example of content that are sent in Market Status Change message through the day.

■ For Cash:

|                                    | Start Of the Trading Day (not in pattern) | First Closed Phase defined in the timetable | First Call phase defined in the timetable       | First Uncrossing phase defined in the Timetable               | Continuous Phase  | Last Call Phase defined in the timetable                   | Last Uncrossing Phase defined in the timetable                | TAL  | Last Closed Phase defined in the timetable      | End Of the Trading Day      |
|------------------------------------|---|---|---|---|---|--|---|--|---|-----------------------------|
| <b>Market Data Change Type</b>     | Status Change(s) (0)                      |   |   |   |   |  |   |  |   |                             |
| <b>Event Time</b>                  | Time when the change is effective         |   |   |   |   |  |   |  |   |                             |
| <b>Book State</b>                  | Inaccessible (1)                          | Closed (2)                                  | Call (3)  | Uncrossing (4)  | Continuous (5)  | Call (3)   | Uncrossing (4)  | Continuous (5)   | Closed (2)                                      | Inaccessible (1)            |
| <b>Status</b>                      | Scheduled (0)                             |   |   |   |   |  |   |  |   |                             |
| <b>Phase Qualifier<sup>5</sup></b> | No Qualifier (00000000 01)                | No Qualifier (00000000 01)                  | No Qualifier (00000000 01)                      | No Qualifier (00000000 01) Or Random Uncrossing (00000010 00) | No Qualifier (00000000 01) Or Random Uncrossing (00000010 00) | No Qualifier (00000000 01) Or Quoting Period (10000000 00) | No Qualifier (00000000 01) Or Random Uncrossing (00000010 00) | Trading At Last (00000001 00) Or Trading At Last and Random Uncrossing (00000011 00) | No Qualifier (00000000 01)                      | No Qualifier (00000000 001) |
| <b>Trading Period</b>              | Opening (1)                               | Opening (1)                                 | Any   | Any   | Standard (2) or Closing (3)                                   | Closing (3)  | Closing (3)   | Standard (2) or Closing (3)  | Closing (3)                                     | Closing (3)                 |
| <b>Trading Side</b>                | Null                                      | Null  | - Both (4) for Cash RM<br>- Bid Only (1), Offer | - Both (4) for Cash RM<br>- Bid Only (1), Offer               | - Both (4) for Cash RM<br>- Bid Only (1), Offer               | - Both (4) for Cash RM<br>- Bid Only (1), Offer            | - Both (4) for Cash RM<br>- Bid Only (1), Offer               | - Both (4) for Cash RM<br>- Bid Only (1), Offer                                      | - Both (4) for Cash RM<br>- Bid Only (1), Offer | Null                        |

<sup>5</sup> Potentially combined with Bit 6 (Stressed Markets Conditions) or Bit 7 (Exceptional Markets Conditions) and in Call Phase only with Bit 10 (Execution Prevention Across All Firms)



|                                      |   |     |  |  |  |  |  |  |  |   |
|--------------------------------------|---|-----|--|--|--|--|--|--|--|---|
|                                      |   |     | Only (2),<br>PAKO (3) or<br>Both (4) for<br>Warrants | Only (2),<br>PAKO (3) or<br>Both (4) for<br>Warrants | Only (2),<br>PAKO (3) or<br>Both (4) for<br>Warrants | Only (2),<br>PAKO (3) or<br>Both (4) for<br>Warrants | Only (2),<br>PAKO (3) or<br>Both (4) for<br>Warrants | Only (2),<br>PAKO (3) or<br>Both (4) for<br>Warrants |  |   |
| <b>Order<br/>Entry<br/>Qualifier</b> | Order<br>Entry/Canc<br>el/Modify<br>Disabled<br>(0) | Any | Any  | Any  | Any  | Any  | Any  | Any  | Any but<br>Order Entry<br>/ Cancel /<br>Modify | Order<br>Entry /<br>Cancel /<br>Modify<br>Disabled<br>(0) |
| ...                                  | ...   | ... | ...  | ...  | ...  | ...  | ...  | ...  | ...  | ...   |

|                      | Start Of the Trading Day<br>(not in pattern)  | First Closed Phase<br>defined in the timetable | First Call phase<br>defined in the timetable | First Uncrossing phase<br>defined in the Timetable | Continuous Phase                            | Last Call Phase<br>defined in the timetable | Last Uncrossing Phase<br>defined in the timetable | TAL | Last Closed Phase<br>defined in the timetable | End Of the Trading Day |
|----------------------|---|--|--|--|---|---|---|-----|---|------------------------|
| ...                  | ...   |  |  |  |   |   |   |     |   |                        |
| Session              | Always set to 1 for all segments except Structured Products segment - 1, 2 or 3 for Structured Products segment |  |  |  |   |   |   |     |   |                        |
| Scheduled Event      | Null  |  |  |  | Null Or 16<br>(Closing Price) for Session 3 | Null  |   |     | Null Or 16 (Closing Price)                    | Null                   |
| Scheduled Event Time | Null  |  |  |  |   |   |   |     |   |                        |

■ For Derivatives:

Scheduled Event Notifications are sent on derivatives (i.e. Expiry notification to indicate the expiry time within a contract).

|                                | Start Of the Trading Day<br>(not in pattern) | First Closed Phase defined in the timetable | First Call phase defined in the timetable   | First Uncrossing phase defined in the timetable   | Continuous Phase   | Expiry Event                                  | Last Closed Phase defined in the timetable            | End Of the Trading Day            |
|--------------------------------|--|---|---|---|--|---|---|-----------------------------------|
| <b>Market Data Change Type</b> | Status Change(s) (0)                         | Status Change(s) (0)                        | Status Change(s) (0)  | Status Change(s) (0)  | Status Change(s) (0)   | Scheduled Event Notification (1)              | Status Change(s) and Scheduled Event Notification (2) | Status Change(s) (0)              |
| <b>Event Time</b>              | Time when the change is effective            | Time when the change is effective           | Time when the change is effective   | Time when the change is effective   | Time when the change is effective                            | Time when the event notification is generated | Time when the change is effective                     | Time when the change is effective |
| <b>Book State</b>              | Inaccessible (1)                             | Closed (2)                                  | Call (3)  | Uncrossing (4)  | Continuous (5)   | Continuous (5)                                | Closed (2)  | Inaccessible (1)                  |
| <b>Status Reason</b>           | Waiting for Tradable State (16)              | Scheduled (0)                               | Scheduled (0)   | Scheduled (0)   | Scheduled (0)  | Scheduled (0)                                 | Scheduled (0)   | Scheduled (0)                     |
| <b>Phase Qualifier</b>         | No Qualifier (00000001)                      | No Qualifier (00000001)                     | No Qualifier (00000001)   | No Qualifier (00000001)<br>Or Random Uncrossing (0000001000)  | No Qualifier (00000001)<br>Or Random Uncrossing (0000001000) | No Qualifier (00000001)                       | No Qualifier (00000001)                               | No Qualifier (00000001)           |
| <b>Trading Period</b>          | Opening (1)                                  | Opening (1)                                 | - Opening (1) if there is another Call in the timetable<br>- Closing (3) if there is no other Call in the timetable | - Opening (1) if there is another Call in the timetable<br>- Closing (3) if there is no other Call in the timetable | Standard (2)   | Standard (2)                                  | Closing (3)   | Closing (3)                       |
| <b>Trading Side</b>            |  |   | Null  |   |  |   |   |                                   |
| <b>Order Entry Qualifier</b>   | Order Entry/Cancel/                          | Any (Default value is Cancel                | Any   | Any   | Any  | Any   | Any   | Any                               |

|                                 |                        |                         |      |      |      |  |      |      |
|---------------------------------|------------------------|-------------------------|------|------|------|--|------|------|
|                                 | Modify<br>Disabled (0) | and Modify<br>Only (2)) |      |      |      |  |      |      |
| <b>Session</b>                  | Null                   | Null                    | Null | Null | Null | Null                                   | Null | Null |
| <b>Scheduled<br/>Event</b>      | Null                   | Null                    | Null | Null | Null | Expiry (5)                             | Null | Null |
| <b>Scheduled<br/>Event Time</b> | Null                   | Null                    | Null | Null | Null | Set to the<br>effective<br>Expiry time | Null | Null |

Each time a Market Status Change message is sent, the full information on the status is provided. The information that changes can be identified using the "Market Data Change Type" field.

| FIELD                                       | SHORT DESCRIPTION   | FORMAT                    | LEN | VALUES  | PRESENCE  |
|---|---|---------------------------|-----|---|-----------|
| <a href="#">Market Data Sequence Number</a> | Assigned by MDG for each message. Each channel has its own Market Data Sequence Number sequence.  | Sequence                  | 8   | 0..2 <sup>64</sup> -2   | Mandatory |
| <a href="#">Rebroadcast Indicator</a>       | Indicates if this message is resent or new (1 if resent, 0 otherwise). For a snapshot, this field will always be set to '1'.                          | Numerical ID              | 1   | 0..2 <sup>8</sup> -2  | Mandatory |
| <a href="#">EMM</a>                         | Defines the Exchange Market Mechanism applied on each platform.   | Enumerated                | 1   | (See field description)   | Mandatory |
| MarketStates length                         | Repeating Section Header  | Numerical                 | 1   | 0..2 <sup>16</sup> -2   | Mandatory |
| MarketStates occurrences                    | Repeating Section Header  | Numerical                 | 1   | 1..254  | Mandatory |
| <a href="#">Market Data Change Type</a>     | Type of scheduled change.   | Enumerated                | 1   | 0 Status Change(s)<br>1 Scheduled Event Notification<br>2 Status Change(s) and Scheduled Event Notification | Mandatory |
| <a href="#">Symbol Index</a>                | Exchange identification code of the instrument/contract.  | Numerical ID              | 4   | 0..2 <sup>32</sup> -2   | Mandatory |
| <a href="#">Event Time</a>                  | Time when an event has been processed   | Epoch Time in Nanoseconds | 8   | 0..2 <sup>64</sup> -2   | Mandatory |
| <a href="#">Book State</a>                  | Indicates the state of the book resulting of the current timetable phase, current contract/instrument state and current contract/trading group state. | Enumerated                | 1   | (See field description)   | Optional  |
| <a href="#">Status Reason</a>               | Provides the reason for Book State changes.   | Enumerated                | 1   | (See field description)   | Optional  |
| <a href="#">Phase Qualifier</a>             | Indicates the Phase Qualifier.  | Bitmap                    | 2   | (See field description)   | Mandatory |

| FIELD   | SHORT DESCRIPTION                     | FORMAT     | LEN | VALUES   | PRESENCE |
|---|---------------------------------------|------------|-----|--|----------|
| <a href="#">Trading Period</a>                      | Provides the current trading period.  | Enumerated | 1   | 1 Opening (Cash and Derivatives)<br>2 Standard (Cash and Derivatives)<br>3 Closing (Cash and Derivatives)  | Optional |
| <a href="#">Trading Side</a>                        | Indicates the Trading Side.           | Enumerated | 1   | 1 Bid Only (Cash Only)<br>2 Offer Only (Cash Only)<br>3 PAKO (Cash Only)<br>4 Both Sides (Cash Only)   | Optional |
| <a href="#">Price Limits<sup>1</sup></a>            | Indicates the Price Limits mode       | Enumerated | 1   | 1 Price Limits Enabled - Normal (Derivatives Only)<br>2 Price Limits Enabled - Wide (Derivatives Only)<br>3 Price Limits Enabled – Widest (Derivatives Only)<br>4 Price Limits Disabled (Derivatives Only) | Optional |
| <a href="#">Quote Spread<sup>1</sup> Multiplier</a> | Indicates the Quote Spread Multiplier | Enumerated | 1   | 1 Quote Spread Multiplier 1 (Derivatives Only)<br>2 Quote Spread Multiplier 2 (Derivatives Only)<br>3 Quote Spread Multiplier 3 (Derivatives Only)   | Optional |

| FIELD                                 | SHORT DESCRIPTION  | FORMAT                    | LEN | VALUES  | PRESENCE  |
|---------------------------------------|--|---------------------------|-----|---|-----------|
| <a href="#">Order Entry Qualifier</a> | Field indicating the state of the Order Entry for the current market state.                  | Enumerated                | 1   | 0 Order Entry/Cancel/Modify Disabled<br>1 Order Entry/Cancel/Modify Enabled<br>2 Cancel and Modify Only (Derivatives Only)<br>3 Cancel Only | Optional  |
| <a href="#">Session</a>               | Current market session.  | Enumerated                | 1   | (See field description)   | Mandatory |
| <a href="#">Scheduled Event</a>       | Type of Scheduled Event.   | Enumerated                | 1   | (See field description)   | Optional  |
| <a href="#">Scheduled Event Time</a>  | Scheduled Time for the event to happen (time in number of nanoseconds since 01/01/1970 UTC). | Epoch Time in Nanoseconds | 8   | 0..2 <sup>64</sup> -2   | Optional  |
| <a href="#">Instrument State</a>      | Indicates the state of the instrument.   | Enumerated                | 1   | (See field description)   | Optional  |

<sup>1</sup> - Both fields "Price Limits" and "Quote Spread Multiplier" are deprecated.

### 7.3.10 BF Instrument Suspension (1204)

The **BF Instrument Suspension** (1024) provides instrument status updates for the IBF Optiq segment.

The *Security Condition* provides the latest instrument status.

This message is sent during the trading session whenever the instrument status changes as compared to the initial instrument condition provided by the **BF Instrument Reference** (1201) message or to a previous **BF Instrument Suspension** (1204) message.

| FIELD                                       | SHORT DESCRIPTION  | FORMAT       | LEN | VALUES                       | PRESENCE  |
|---|--|--------------|-----|------------------------------|-----------|
| <a href="#">Market Data Sequence Number</a> | Assigned by MDG for each message. Each channel has its own Market Data Sequence Number sequence.                             | Sequence     | 8   | From 0 to 2 <sup>64</sup> -2 | Optional  |
| <a href="#">Rebroadcast Indicator</a>       | Indicates if this message is resent or new (1 if resent, 0 otherwise). For a snapshot, this field will always be set to '1'. | Numerical ID | 1   | From 0 to 2 <sup>8</sup> -2  | Mandatory |
| <a href="#">Symbol Index</a>                | Exchange identification code of the instrument/contract.   | Numerical ID | 4   | From 0 to 2 <sup>32</sup> -2 | Mandatory |

| FIELD                              | SHORT DESCRIPTION                     | FORMAT                    | LEN | VALUES                       | PRESENCE  |
|------------------------------------|---------------------------------------|---------------------------|-----|------------------------------|-----------|
| <a href="#">Event Time</a>         | Time when an event has been processed | Epoch Time in Nanoseconds | 8   | From 0 to 2 <sup>64</sup> -2 | Mandatory |
| <a href="#">Security Condition</a> | Security status.                      | Enumerated                | 2   | (See field description)      | Optional  |

### 7.3.11 Statistics (1009)

This message provides statistics on prices and volumes on an instrument which comprises the following:

- High and Low Prices
- Percentage Variation Previous Close
- Percentage Variation Previous NAV
- Last Traded Price
- Variation Last Price
- Open Price
- Trade Count
- Cumulative quantities

### Stats Update Type

The following table lists the statistics available per instrument:

|  | On-exchange on-book <sup>6</sup> |           |              |           |      |           |                        |               |           |         | On-exchange off-book | Off-exchange off-book |   |
|--|----------------------------------|-----------|--------------|-----------|------|-----------|------------------------|---------------|-----------|---------|----------------------|-----------------------|---|
| Stats Update Type                              | Warrants & Certificates          |           | Fixed Income |           | ETFs |           | French and Dutch funds | Cash Equities |           | Indices |                      |                       | Equity, Index, Financial, & Commodity Derivatives |
|  | Val.                             | All other | Val.         | All other | Val. | All other |                        | Val.          | All other |         |                      |                       |   |
| 1 – Percent Variation Previous NAV (Cash Only) |                                  |           |              |           | X    | X         |                        |               |           |         |                      |                       |   |
| 5 – Daily High (Cash and Derivatives )         | X                                | X         | X            | X         | X    | X         |                        | X             | X         | X       | X                    |                       |   |
| 6 – Daily Low (Cash and Derivatives )          | X                                | X         | X            | X         | X    | X         |                        | X             | X         | X       | X                    |                       |   |

<sup>6</sup> On-Exchange Off-Book (OEOB) covers multiple types of activity, that are identified in the EMM field. References to OEOB below comprise the following EMMs: For the Cash markets: 5 = Cash On Exchange Off book; For the Derivatives markets: 4 = Derivative Wholesales and 7 = Derivative On Exchange Off book.

Valuation prices computation generates some *Stats Update Type* which are identified under the column "Val."

|   | On-exchange on-book <sup>6</sup> |           |              |           |      |           |                        |               |           |         |   | On-exchange off-book | Off-exchange off-book |
|---|----------------------------------|-----------|--------------|-----------|------|-----------|------------------------|---------------|-----------|---------|---|----------------------|-----------------------|
| Stats Update Type   | Warrants & Certificates          |           | Fixed Income |           | ETFs |           | French and Dutch funds | Cash Equities |           | Indices | Equity, Index, Financial, & Commodity Derivatives |                      |                       |
|   | Val.                             | All other | Val.         | All other | Val. | All other |                        | Val.          | All other |         |   |                      |                       |
| 7 – Yearly High (Derivatives)                                 |                                  |           |              |           |      |           |                        |               |           |         | X   |                      |                       |
| 8 – Yearly Low (Derivatives Only)                             |                                  |           |              |           |      |           |                        |               |           |         | X   |                      |                       |
| 9 – Lifetime Low (Derivatives Only)                           |                                  |           |              |           |      |           |                        |               |           |         | X   |                      |                       |
| 10– Lifetime Low (Derivatives Only)                           |                                  |           |              |           |      |           |                        |               |           |         | X   |                      |                       |
| 14 – Variation Last Price (Cash Only)                         | X                                | X         | X            | X         | X    | X         |                        | X             | X         |         |   |                      |                       |
| 15 – Open Price (Cash and Derivatives )                       | X                                | X         | X            | X         | X    | X         |                        | X             | X         | X       | X   |                      |                       |
| 16 – Trade Count (Cash and Derivatives )                      |                                  | X         |              | X         |      | X         |                        |               | X         |         | X   |                      |                       |
| 17 – Last Traded Price (Cash and Derivatives )                | X                                | X         | X            | X         | X    | X         | X                      | X             | X         |         | X   |                      |                       |
| 18 – Percent Variation Previous Close (Cash and Derivatives ) | X                                | X         | X            | X         | X    | X         |                        | X             | X         | X       |   |                      |                       |
| 19 – Off Book Cumulative Quantity (Cash and                   |                                  |           |              |           |      |           |                        |               |           |         |   | X                    |                       |



|  | On-exchange on-book <sup>6</sup> |           |              |           |      |           |                        |               |           |         |   | On-exchange off-book | Off-exchange off-book |
|--|----------------------------------|-----------|--------------|-----------|------|-----------|------------------------|---------------|-----------|---------|---|----------------------|-----------------------|
| Stats Update Type  | Warrants & Certificates          |           | Fixed Income |           | ETFs |           | French and Dutch funds | Cash Equities |           | Indices | Equity, Index, Financial, & Commodity Derivatives |                      |                       |
|  | Val.                             | All other | Val.         | All other | Val. | All other |                        | Val.          | All other |         |   |                      |                       |
| Derivatives )  |                                  |           |              |           |      |           |                        |               |           |         |   |                      |                       |
| 21 – On Book Auction Cumulative Quantity (Cash Only)             |                                  | X         |              | X         |      | X         |                        |               | X         |         |   |                      |                       |
| 22 – On Book Continuous Cumulative Quantity (Cash Only)          |                                  | X         |              | X         |      | X         |                        |               | X         |         |   |                      |                       |
| 23 – On and Off Book Cumulative Quantity (Cash and Derivatives ) |                                  | X         |              | X         |      | X         |                        |               | X         |         | X   |                      |                       |

## Message Sending Rules

The Statistics message is sent each time a statistic value is modified.

## High and Low

- Daily High: Highest traded price for the current trading day (to be calculated with the [Price / Index Level Decimals](#)).
- Daily Low: Lowest traded price for the current trading day (to be calculated with the [Price / Index Level Decimals](#)).
- Lifetime High: Highest traded price for the instrument lifetime for booked trades only (to be calculated with the [Price / Index Level Decimals](#)).
- Lifetime Low: Lowest traded price for the instrument lifetime for booked trades only (to be calculated with the [Price / Index Level Decimals](#)).

■

**Note:** Leg prices that are calculated by the leg price algorithm following a strategy trade are not taken into account in the High/low values provided.

## Cumulative quantities

MDG will deliver 4 (four) cumulative quantity fields that will allow clients to compute all possible statistics based on this. These fields are:

- Off Book Cumulative Quantity: Cumulated volume traded outside the central order book and on regulated market since the start of the current trading session (to be calculated with the Quantity Decimals).

- On Book Auction Cumulative Quantity: Cumulated volume of regulated market trades done in Auction phase since the start of the current trading session (to be calculated with the Quantity Decimals).
- On Book Continuous Cumulative Quantity: Cumulated volume of regulated market trades done in Continuous phase since the start of the current trading session (to be calculated with the Quantity Decimals).
- On and Off Book Cumulative Quantity: Cumulated volume of trades on regulated market (in or outside the central order book) since the start of the current trading session (to be calculated with the Quantity Decimals). This is the sum of Off Book Cumulative Quantity, On Book Auction Cumulative Quantity and On Book Continuous Cumulative Quantity.

Statistics will not be provided for off-exchanges off-book trades. The "Off Book Cumulative Quantity" will only be provided for the on-exchange off-books trades.

**Note:** Check [..Determine the Statistics On and Off-Book for an instruments \(COB, Wholesales & RFC\)](#) for more information regarding Statistics On and Off Book for Wholesales.

## Other Statistics

- Percentage Variation Previous NAV: Percentage of variation for last Net Asset value. Only provided for NAV book.
- Percentage Variation Previous Close: Percentage of variation for price (or index) versus Last Adjusted Closing Price (LACP).
- Variation Last Price: Percentage variation of price with last reference price.
- Last Traded Price: The Last Traded Price indicates the price of last fill on an instrument.
- Open Price: Opening Price of the instrument.
- Trade Count: The number of trades done intra-day on the instrument.
  - For cash it is only for on-book trades.
  - For derivatives it is for both on-book and off-book on exchange.

■

## Decimals for Statistics

For Statistics, the decimal field to apply on the *Stats Update Value* field will depend on the *Stats Update Type* field as follow:

- For prices and index levels, use the *Price/Index Decimals* field for:
  - High and Low (Stats Update Types: 5 to 10)
  - Open Price (Stats Update Type: 15)
  - Last Traded Price (Stats Update Type: 17)
- For quantities, use the *Quantity Decimals* field for:
  - Cumulative Quantities (Stats Update Types: 19 to 23)
- For Ratio, use the *Ratio / Multiplier Decimals* field for:
  - Percentage Variation Previous NAV (Stats Update Type: 1)
  - Variation Last Price (Stats Update Type: 14)
  - Percentage Variation Previous Close (Stats Update Type: 18)

## Trade cancellation in statistics

In case of a trade cancellation the statistics message will broadcast all the statistics updates. If the cancellation cancelled the only trade and there is no Valuation Price, then the statistics will be set to null except for the Trade Count and the cumulative quantities.

## Statistics after HA (applied both to cash and derivatives)

The first statistics messages after a MDG HA will carry the most accurate and up to date statistics since some trades may not have been persisted (Clients can detect the a MDG restart with the "Packet Flags" when counter on bits between position 1 and 3 changes).

| FIELD                                       | SHORT DESCRIPTION  | FORMAT           | LEN | VALUES                  | PRESENC E |
|---|--|------------------|-----|-------------------------|-----------|
| <a href="#">Market Data Sequence Number</a> | Assigned by MDG for each message. Each channel has its own Market Data Sequence Number sequence.                             | Sequence         | 8   | 0..2 <sup>64</sup> -2   | Mandatory |
| <a href="#">Rebroadcast Indicator</a>       | Indicates if this message is resent or new (1 if resent, 0 otherwise). For a snapshot, this field will always be set to '1'. | Numerical ID     | 1   | 0..2 <sup>8</sup> -2    | Mandatory |
| <a href="#">Symbol Index</a>                | Exchange identification code of the instrument/contract.   | Numerical ID     | 4   | 0..2 <sup>32</sup> -2   | Mandatory |
| NewStats length                             | Repeating Section Header   | Numerical        | 1   | 0..2 <sup>16</sup> -2   | Mandatory |
| NewStats occurrences                        | Repeating Section Header   | Numerical        | 1   | 1..254                  | Mandatory |
| <a href="#">Stats Update Type</a>           | Indicates the type of published statistics update.   | Enumerated       | 1   | (See field description) | Mandatory |
| <a href="#">Stats Update Value</a>          | Indicates the value of the published statistics update.  | Signed Numerical | 8   | (See field description) | Optional  |

### 7.3.12 Real Time Index (1008)

A Real-Time Index (1008) message handles the real-time characteristics of an index: the level of the index, type of index level (opening index level, real-time, indicative level) and various indicators for the instruments that make up the index. This message is sent for:

- Stock Indices
- Strategy Indices
- Volatility Indices
- Indicative Net Asset Value (iNAV) of an ETF

## Message Sending Rules

Sending of these messages for a given index is conditioned by a flag configured at the index level. These conditions and the nature of these messages that are sent for each index are dependent on two factors:

- The publication mode of the index; there are three publication modes:
  - Continuous: Calculated index levels are published periodically, at a frequency that can be configured for each index. Currently an index that is published continuously can either be published every 15 seconds or every 30 seconds.
  - Discontinuous: A single Closing level (level 5) before the provisional closing phase, occurring at a time (a 'fixed time') that can be configured for each index
  - At closing only: No broadcast before the provisional closing phase
- The current calculation phase of the index

The following sections provide an overview of the different conditions at which an index level can be sent.

## CAC 40 Index

### **At System Start-up**

The Closing level of the index of the previous trading day (level 5) is sent at the start of each trading day in the referential.

### **During the Trading Session**

#### Opening Kinematics

At the reception of the first trade price of any instrument that is part of the composition of the CAC 40, the index moves into the Session phase. If at this point 65% or more of the market cap of the index has traded, the Official Opening level (level 1) is calculated and published. The Official Opening level is based on the last trade prices or the last-adjusted closing price if a last traded price is not available. Subsequently, real-time Session levels (level 2) are calculated and published every 15 seconds.

If, at the opening of the index, less than 65% of the market cap of the index has traded, an Automatic Indicative level (level 3) is published every 15 seconds following the opening of the market until at least 65% of the market cap of the index has traded. Once this threshold of 65% has been reached (and the index is not in the 'Indicative' phase), the Official Opening level (level 1) is calculated and published. Subsequently, real-time Session levels (level 2) are calculated and published every 15 seconds.

For most other French indices, there are two thresholds that need to be reached for the index to send an official opening level:

At the opening of the market, at least 65% of the market cap needs to have traded. If at the opening of the market this threshold of 65% has not been reached, an Automatic indicative level (level 3) is sent every 15 seconds.

The Automatic indicative level continues to be sent every 15 seconds until a second threshold has been reached. For most French indices this second threshold is configured at 95% of the market cap. Once this second threshold has been reached, the Official Opening level (level 1) is calculated and published. Subsequently, real-time Session levels (level 2) are calculated and published every 15 seconds.

If the index remains in an Automatic Indicative state the entire day, the last Automatic Indicative index level (level 3) is considered to be the official close. (There is no official opening level in this case.)

As soon as 100% of the market cap of the non-regulated-halted constituents of the index has traded (and the index is not in 'indicative' state), the Reference level (level 4) is calculated and broadcasted. This level is calculated using only the opening (first trade) prices of its constituents.

### Following the Opening

Once the Official Opening level (level 1) has been published, the real-time Session levels (level 2) are calculated and published every 15 seconds.

In the case of an 'Indicative' Phase:

The compiler can decide, following the opening of the index, to change the status of the index. This decision can be made if it is believed that circumstances prevent the proper calculation of the index. In this case, instead of the real-time Session level (level 2), an indicative level (level 0) is sent every 15 seconds. This level 0 is calculated by using the last-traded price or the last-adjusted closing price if a last traded price is not available.

The index levels that are calculated during the 'Indicative' status of an index are not taken into account to update the highest and the lowest levels of the index.

Once the compiler is sure that the index level is representative again, the real-time index levels (level 2) are calculated and published again every 15 seconds.

### Options Liquidation Index (Level 7) for CAC 40

#### Definition / Purpose

- The liquidation index is used as a basis for the automatic exercise of options that are within the price range on their expiration date, as well as for the calculation of resulting payments.
- It is the average of the index level calculated every 15 seconds between 15:40 (CET) and 16:00 (CET). The result of the calculation is published every 15 seconds during the same time interval.
- This average is sent at each expiry date.

### **At the End of the Trading Day**

When all Index instruments are closed, the index moves into the Temporary Closing phase. On a normal trading day, this occurs around 18:00:00 (CET). During this phase, the first Closing level (level 5), the first confirmation of the Reference level (level 6) and the first Index Summary message (message 1011) are published. During the Temporary Closing phase, Euronext can make any necessary adjustments to the index if deemed necessary. The Temporary Closing phase currently lasts 5 minutes.

At the end of the Closing delay, the index moves into the Final Closing phase. The second Closing level, the second confirmation of the Reference level (level 6) and the second Index summary message (message 1011) are published. Any adjustments that are made during the Temporary Closing Phase are taken into account in the second Closing level and the Index Summary message.

The first and second Closing levels (level 5) are calculated based on the last trades of the instruments that take part in the index. This level represents the official Closing Reference Level of the CAC 40.

The confirmation of the Reference level (level 6) is calculated using only the opening (first trade) prices of its constituents not taking into account any cancellation of opening trades.

## **AEX Index, BEL 20 Index and PSI 20 Index**

### **At System Start-up**

The Closing level of the index of the previous trading day (level 5) is sent at the start of each trading day in the referential.

### **During the Trading Session**

#### *Opening Kinematics*

At the reception of the first trade price of any instrument that is part of the composition of the index, the index moves into the Session phase. If at this point 100% or more of the market cap of the index has traded, the Official Opening level (level 1) is calculated and published. The Official Opening level is based on the last trade prices, including previous day, adjusted closing prices. Subsequently, real-time Session levels (level 2) are calculated and published every 15 seconds.

If by 9:05 the threshold of 100% is still not met, the threshold is dropped to 80% (second threshold). As soon as 80% of the market cap is available any time after 09:05, the Official Opening level (level 1) is calculated and published followed by real-time Session levels (level 2).

From the opening of the index up until the first or second threshold is met, an Automatic Indicative level (level 3) is published every 15 seconds.

If the index remains in an Automatic Indicative state the entire day, the last Automatic Indicative index level (level 3) is considered to be the official close. (There is no official opening level in this case.)

#### *Following the Opening*

Once the Official Opening level (level 1) has been published, the real-time Session levels (level 2) are calculated and published every 15 seconds.

In the case of an 'Indicative' Phase:

The compiler can decide, following the opening of the index, to change the status of the index. This decision can be made if it is believed that circumstances prevent the proper calculation of the index. In this case, instead of the real-time Session level (level 2), an indicative level (level 0) is sent every 15 seconds. This level 0 is calculated by using the last-traded price or the last-adjusted closing price if a last-traded price is not available.

The index levels that are calculated during the 'Indicative' status of an index are not taken into account to update the highest and the lowest levels of the index.

Once the compiler is sure that the index level is representative again, the real-time index levels (level 2) are calculated and published again every 15 seconds.

#### *Options Liquidation Index (Level 7) for AEX Index*

##### **Definition / Purpose**

- The liquidation index is used as a basis for the automatic exercise of options that are within the price range on their expiration date, as well as for the calculation of resulting payments.
- It is the average of the index level calculated every 1 minute between 15:30 (CET) and 16:00 (CET). The result of the calculation is published every minute during the same time interval.

### **At the End of the Trading Day**

When all Index instruments are closed, the index moves into the Temporary Closing phase. On a normal trading day this occurs around 18:00:00 (CET). During this phase, the first Closing level (level 5) and the first Index Summary message (message 1011) are published. During the Temporary Closing phase, Euronext can make any necessary adjustments to the index if deemed necessary. The temporary Closing phase currently lasts 5 minutes.

At the end of the Closing delay, the index moves into the Final Closing phase. The second Closing level (level 5) and the second Index Summary message (message 1011) are published. Any adjustments that are made during the Temporary Closing Phase are taken into account in the second closing level and the Index Summary message.

The first and second Closing levels (level 5) are calculated based on the last trades of the instruments that take part of the composition of the index. This level represents the official Closing Reference Level of the index.

### **End of Day Innovative Indices**

As there is no Temporary Closing phase for this type of indices then a single **Real Time Index** (1008) message is sent, once the index moved to the final closing phase, to broadcast the closing level (level 5).

| FIELD                                       | SHORT DESCRIPTION  | FORMAT                    | LEN | VALUES                  | PRESENC E  |
|---|--|---------------------------|-----|-------------------------|------------|
| <a href="#">Market Data Sequence Number</a> | Assigned by MDG for each message. Each channel has its own Market Data Sequence Number sequence.                             | Sequence                  | 8   | $0..2^{64}-2$           | Mandator y |
| <a href="#">Rebroadcast Indicator</a>       | Indicates if this message is resent or new (1 if resent, 0 otherwise). For a snapshot, this field will always be set to '1'. | Numerical ID              | 1   | $0..2^8-2$              | Mandator y |
| <a href="#">EMM</a>                         | Defines the Exchange Market Mechanism applied on each platform.  | Enumerated                | 1   | (See field description) | Mandator y |
| <a href="#">Event Time</a>                  | Time when an event has been processed  | Epoch Time in Nanoseconds | 8   | $0..2^{64}-2$           | Mandator y |
| <a href="#">Symbol Index</a>                | Exchange identification code of the instrument/contract.   | Numerical ID              | 4   | $0..2^{32}-2$           | Mandator y |



| FIELD   | SHORT DESCRIPTION   | FORMAT           | LEN | VALUES                  | PRESENCE  |
|---|---|------------------|-----|-------------------------|-----------|
| <a href="#">Index Level</a>                           | The value of the last level for the index that is the subject of this message (to be calculated with the Price/Index Level Decimals).                                 | Price            | 8   | (See field description) | Mandatory |
| <a href="#">Percentage of Capitalization</a>          | Percentage of capitalization for the active instruments in the index (to be calculated with the Ratio / Multiplier Decimals).   | Numerical        | 8   | 0..2^64-2               | Optional  |
| <a href="#">Percentage Var from Prev Close</a>        | Percentage of variation for last price (or index) versus previous closing price (or closing reference price) (to be calculated with the Ratio / Multiplier Decimals). | Signed Numerical | 8   | (See field description) | Mandatory |
| <a href="#">Number Of Traded Instruments in Index</a> | Number of traded instruments in the index.  | Quantity         | 2   | 0..2^16-2               | Optional  |
| <a href="#">Index Level Type</a>                      | Type of Index Level.  | Enumerated       | 1   | (See field description) | Mandatory |
| <a href="#">Index Price Code</a>                      | Type of Price as positioned in Session High/Low or to indicate the trend or at the contrary the reference value from which the price may change.                      | Enumerated       | 1   | (See field description) | Mandatory |

### 7.3.13 Index Summary (1011)

The Index Summary (1011) message is sent twice at the end of the day in order to disseminate the final statistics related to an index, which aggregates daily data.

#### Message Sending Rules

Every trading day, for each index type 'stock index', two types of index summary messages are sent (this rules out iNAVs, End of Day Innovative Indices):

- The first summary is sent when the index enters the provisional closing phase.
- The second summary is sent when the index enters the final closing phase.

#### End of Day Innovative Indices

As there is no provisional closing phase for this type of indices then a single **Index Summary** (1011) message is sent to indicate that the index moved to the final closing phase.



| FIELD                                       | SHORT DESCRIPTION  | FORMAT                    | LEN | VALUES                  | PRESENCE  |
|---|--|---------------------------|-----|-------------------------|-----------|
| <a href="#">Market Data Sequence Number</a> | Assigned by MDG for each message. Each channel has its own Market Data Sequence Number sequence.   | Sequence                  | 8   | 0..2 <sup>64</sup> -2   | Mandatory |
| <a href="#">Rebroadcast Indicator</a>       | Indicates if this message is resent or new (1 if resent, 0 otherwise). For a snapshot, this field will always be set to '1'.   | Numerical ID              | 1   | 0..2 <sup>8</sup> -2    | Mandatory |
| <a href="#">EMM</a>                         | Defines the Exchange Market Mechanism applied on each platform.  | Enumerated                | 1   | (See field description) | Mandatory |
| <a href="#">Event Time</a>                  | Time when an event has been processed  | Epoch Time in Nanoseconds | 8   | 0..2 <sup>64</sup> -2   | Mandatory |
| <a href="#">Symbol Index</a>                | Exchange identification code of the instrument/contract.   | Numerical ID              | 4   | 0..2 <sup>32</sup> -2   | Mandatory |
| <a href="#">Opening Level</a>               | Official Opening Index Level. This level corresponds to the Index Level Type 1 of the Real Time Index (1008) of the corresponding index (to be calculated with the Price/Index Level Decimals).      | Price                     | 8   | (See field description) | Mandatory |
| <a href="#">Opening Time</a>                | Time of Official Opening level (Time in number of nanoseconds since 01/01/1970 UTC).   | Epoch Time in Nanoseconds | 8   | 0..2 <sup>64</sup> -2   | Mandatory |
| <a href="#">Confirmed Reference Level</a>   | Confirmed Reference level. This level corresponds to the index Level Type 6 of the message Real Time Index (1008) of the corresponding index (to be calculated with the Price/Index Level Decimals). | Price                     | 8   | (See field description) | Optional  |
| <a href="#">Confirmed Reference Time</a>    | Time of (Confirmed) Reference level (Time in number of nanoseconds since 01/01/1970 UTC).  | Epoch Time in Nanoseconds | 8   | 0..2 <sup>64</sup> -2   | Optional  |

| FIELD  | SHORT DESCRIPTION  | FORMAT                    | LEN | VALUES                  | PRESENCE  |
|--|--|---------------------------|-----|-------------------------|-----------|
| <a href="#">Closing Reference Level</a>        | Reference closing index level. This level corresponds to the Index Level Type 5 of the message Real Time Index (1008) of the corresponding index (to be calculated with the Price/Index Level Decimals). | Price                     | 8   | (See field description) | Mandatory |
| <a href="#">Closing Reference Time</a>         | Time of provisional closing reference index level (Time in number of nanoseconds since 01/01/1970 UTC).  | Epoch Time in Nanoseconds | 8   | 0..2 <sup>64</sup> -2   | Mandatory |
| <a href="#">Percentage Var from Prev Close</a> | Percentage of variation for last price (or index) versus previous closing price (or closing reference price) (to be calculated with the Ratio / Multiplier Decimals).                                    | Signed Numerical          | 8   | (See field description) | Mandatory |
| <a href="#">High Level</a>                     | Highest index level (to be calculated with the Price/Index Level Decimals).  | Price                     | 8   | (See field description) | Mandatory |
| <a href="#">High Time</a>                      | Time of provisional highest index level (Time in number of nanoseconds since 01/01/1970 UTC).  | Epoch Time in Nanoseconds | 8   | 0..2 <sup>64</sup> -2   | Mandatory |
| <a href="#">Low Level</a>                      | Lowest index level (to be calculated with the Price/Index Level Decimals).   | Price                     | 8   | (See field description) | Mandatory |
| <a href="#">Low Time</a>                       | Time of provisional lowest index level (Time in number of nanoseconds since 01/01/1970 UTC).   | Epoch Time in Nanoseconds | 8   | 0..2 <sup>64</sup> -2   | Mandatory |
| <a href="#">Liquidation Level</a>              | Index Level of reference at expiration settlement (to be calculated with the Price/Index Level Decimals).  | Price                     | 8   | (See field description) | Optional  |
| <a href="#">Liquidation Time</a>               | Time of provisional expiration settlement index level (Time in number of nanoseconds since 01/01/1970 UTC).  | Epoch Time in Nanoseconds | 8   | 0..2 <sup>64</sup> -2   | Optional  |

## 7.4 SNAPSHOT MESSAGES

The Snapshot mechanism uses the same messages as the real-time feed.

When used for the snapshot, the messages have the field *Rebroadcast Indicator* set to "1".

| MESSAGE  | PURPOSE  | SENDING RULES  |
|--|--|--|
| Start Of Snapshot (2101)   | Defines the start of a snapshot sequence on all channels     | This is the first message of a snapshot sequence. It contains the last Market Data Sequence Number from real-time that is contained in this snapshot sequence. |
| End Of Snapshot (2102)   | Defines the end of a snapshot sequence on all channels       | This is the last message of a snapshot sequence. It contains the last Market Data Sequence Number from real-time that is contained in this snapshot sequence.  |
| Outright Standing Data (1014)<br>Strategy Standing Data (1012)                     | Provides all the characteristics of instruments              | Only intraday instrument creation will be snapshotted. For all other standing data please refer to the file servers.   |
| Timetable (1006)   | Provides all the scheduled events for the instruments        | Only intraday modifications will be snapshotted. Otherwise, use the file servers to retrieve data.   |
| Market Status Change (1005)  | Notifies of a market status change along with its reason     | Only the last applicable Market Status Change per Symbol Index and EMM will be sent.   |
| Market Update (1001) for BBO (with Market Data Update Type set to "1" or "2" only) | Provides the Best Bid and the Best Offer for each instrument | Only the last Best Bid and the last Best Offer will be resent.   |
| Market Update (1001)   | Allows clients to rebuild the book with full depth           | Only for market by limits.   |
| Order Update (1002)  |  | Only for market by orders.   |
| Price Update (1003)  | Provides all last updated reference prices                   | Only last Price Update, for each Market Data Price Type, will be sent.   |
| Full Trade Information (1004)  | Provides Trade reporting for last trades                     | Only last 50 intraday trades and if they are not older than 15 minutes, for the whole instrument set on a given channel will be resent.                        |
| Statistics (1009)  | Provides full statistics per instruments                     | Only last statistics will be sent.<br>Clients might receive, in snapshot, statistics for an instrument in more than one packet.                                |
| Index Summary (1011)   | Provides end of day index summary                            | Only the last message will be resent.  |
| Real Time Index (1008)   | Provides real-time index data                                | Only the last message will be resent.  |

Any message that is not in the above table will not be disseminated using the Snapshot mechanism.

#### 7.4.1 Technical messages in Snapshot channels

Start of Day, Health Status and End of Day are also sent on the snapshot channels. They are not part of the Snapshot Sequence and should be processed separately by the clients. Customers need to take into account that they can also be sent between a Start of Snapshot and an End of snapshot messages.

In the Health Status, still on the snapshot channels, the Market Data Sequence Number is the MDSN of the last message sent by the aggregator of this channel. Please note that this Market Data Sequence Number may be different from the Last Market Data Sequence Number in the Start / End of Snapshot messages that matches the last real time message taken into account to build the snapshot.

---

### 7.4.2 Snapshot Sequence behaviour

The snapshot sequences start as soon as MDG is ready to broadcast messages (and not after the first real-time message is sent on the real-time channels) and stops only when MDG stops. So, Start of Day, Health Status and End of Day messages will be sent along with the snapshots at the beginning of the day, during the day and at the end of the day respectively. At the beginning of the day the snapshots will contain only Start of Snapshot and End of Snapshot messages with no snapshot messages in between and the Market Data Sequence Number in Start of Snapshot and End of Snapshot will be set to null.

The minimum period between two snapshot sequences for a given channel is set to 2 seconds all along the day.

The snapshot sequence provides messages for all instruments of the channel at the same time, as opposed to instrument by instrument.

---

### 7.4.3 Start Of Snapshot (2101)

Provides the Market Data Sequence Number of the last real-time message processed for this snapshot.

Last Market Data Sequence Number is set to null at the beginning of the day until another message than Start Of Day (1101) is broadcasted.

#### Message Sending Rules:

Start Of Snapshot message is always the first message of a snapshot sequence, and indicates the beginning of a snapshot sequence.

| FIELD  | SHORT DESCRIPTION   | FORMAT                    | LEN | VALUES                | PRESENCE  |
|--|---|---------------------------|-----|-----------------------|-----------|
| <a href="#">Last Market Data Sequence Number</a> | Indicates the Market Data Message Sequence Number of the last real-time message processed for this snapshot.  | Sequence                  | 8   | 0..2 <sup>64</sup> -2 | Optional  |
| <a href="#">Snapshot Time</a>                    | Indicates the time when snapshot generation has respectively started/ended in the Start Of Snapshot/End Of Snapshot message (Time in number of nanoseconds since 01/01/1970 UTC). | Epoch Time in Nanoseconds | 8   | 0..2 <sup>64</sup> -2 | Mandatory |

### 7.4.4 End Of Snapshot (2102)

The End Of Snapshot (2102) message indicates the end of a snapshot sequence.

It provides the Market Data Sequence Number of the last real time message processed for this snapshot. It also indicates that processing queued messages from the real-time feed with a higher Market Data Sequence member is now possible.

#### Message Sending Rules

End Of Snapshot message is always the last message of a snapshot sequence.

| FIELD  | SHORT DESCRIPTION   | FORMAT                    | LEN | VALUES                | PRESENCE  |
|--|---|---------------------------|-----|-----------------------|-----------|
| <a href="#">Last Market Data Sequence Number</a> | Indicates the Market Data Message Sequence Number of the last real-time message processed for this snapshot.  | Sequence                  | 8   | 0..2 <sup>64</sup> -2 | Optional  |
| <a href="#">Snapshot Time</a>                    | Indicates the time when snapshot generation has respectively started/ended in the Start Of Snapshot/End Of Snapshot message (Time in number of nanoseconds since 01/01/1970 UTC). | Epoch Time in Nanoseconds | 8   | 0..2 <sup>64</sup> -2 | Mandatory |

## 8. FIELD DESCRIPTION

### A

#### Amount Decimals

| FIELD NAME      | AMOUNT DECIMALS   |
|-----------------|---|
| Description     | Indicates the number of decimals for each Amount related to this Symbol Index   |
| Format          | Decimal Places (unsigned integer 8)   |
| Length          | 1   |
| Possible Values | 0..2 <sup>8-2</sup><br>Null value: 2 <sup>8-1</sup>   |
| Used In         | <a href="#">Standing Data (1007)</a><br><a href="#">Contract Standing Data (1013)</a><br><a href="#">BF Instrument Reference (1201)</a> |
| User For        | Cash and Derivatives  |

#### Anonymous

| FIELD NAME      | ANONYMOUS   |
|-----------------|---|
| Description     | Indicates if the Market Data notifications on the instrument are anonymous or not. (0: Non Anonymous – Member Firm ID published ; 1: Anonymous – Member Firm ID not published). |
| Format          | Boolean   |
| Length          | 1   |
| Possible Values | 0 Non Anonymous<br>1 Anonymous  |
| Used In         | <a href="#">Standing Data (1007)</a>  |

### B

#### Bid/Offer Date Time

| FIELD NAME      | BID/OFFER DATE TIME   |
|-----------------|---|
| Description     | Date/time of bid/offer, expressed as number of nanoseconds since Epoch.     |
| Format          | Epoch Time in Nanoseconds (unsigned integer 64)<br>SBE: unsigned integer 64 |
| Length          | 8   |
| Possible Values | 0..2 <sup>64-2</sup><br>Null value: 2 <sup>64-1</sup>                       |
| Used In         | <a href="#">BF Trade (1202)</a><br><a href="#">BF NAV (1203)</a>            |
| User For        | Cash and Derivatives  |

## Bid Px

| FIELD NAME      | BID PRICE  |
|-----------------|--|
| Description     | Quote bid price, (To be calculated with Price/Index Level Decimals). |
| Format          | Quote bid price (to be calculated with Price/Index Level Decimals).  |
| Length          | 8  |
| Possible Values | From $-2^{63}-1$ to $2^{63}-1$                                       |
| Used In         | <a href="#">BF Trade (1202)</a>                                      |
| User For        | Cash and Derivatives   |

## Block Length

| FIELD NAME      | BLOCK LENGTH  |
|-----------------|---|
| Description     | Length of the block. The Block is the message without the repeating sections. This is especially useful for new message versions in the case Exchange adds fields at the end of the block. Clients will remain able to process the block fields and know where the repeating sections starts. |
| Format          | Numerical (unsigned integer 16)   |
| Length          | 2   |
| Possible Values | $0..2^{16}-2$<br>Null value: $2^{16}-1$   |
| Used In         | <a href="#">SBE Header</a>  |
| User For        | Cash and Derivatives  |

## Block Trade Code

| FIELD NAME      | BLOCK TRADE CODE   |
|-----------------|--|
| Description     | Indicates if trade relates to a block or a negotiated deal following EU and UK MiFID II rules. |
| Format          | Enumerated (character)   |
| Length          | 1  |
| Possible Values | B     Block Trade<br>N     Regular trade or Negotiated deal<br>-     (Hyphen) Undefined        |
| Used In         | <a href="#">Full Trade Information (1004)</a>  |
| User For        | Cash   |

## Book State

| FIELD NAME  | BOOK STATE  |
|-------------|---|
| Description | Indicates the state of the book resulting of the current timetable phase, current contract/instrument state and current contract/trading group state. |

| FIELD NAME      | BOOK STATE   |
|-----------------|--|
| Format          | Enumerated (unsigned integer 8)  |
| Length          | 1  |
| Possible Values | 1 Inaccessible<br>2 Closed<br>3 Call<br>4 Uncrossing<br>5 Continuous<br>6 Halted<br>7 Continuous Uncrossing (Warrants and Certificates Only)<br>8 Suspended<br>9 Reserved<br>Null value: $2^8-1$ |
| Used In         | <a href="#">Market Status Change (1005)</a>  |
| User For        | Cash and Derivatives   |



## CFI

| FIELD NAME  | CFI  |
|-------------|--|
| Description | Classification code of a financial instrument defined by the ISO-10962:2015 standard.  |
| Format      | Text (character)   |
| Length      | 6  |
| Used In     | <a href="#">Standing Data (1007)</a><br><a href="#">Outright Standing Data (1014)</a><br><a href="#">Strategy Standing Data (1012)</a><br><a href="#">BF Instrument Reference (1201)</a> |
| User For    | Cash and Derivatives   |

## Channel ID

| FIELD NAME      | CHANNEL ID  |
|-----------------|---|
| Description     | Identifies the channel.<br>First figure defines if it is Real-Time feed (1 Production, 3 v-EUA or 5 p-EUA) or Snapshot feed (2 Production, 4 v-EUA or 6 p-EUA).<br>Second figure identifies the MDG partition (partition 1 will start with 0 as second figure).<br>Last 3 figures are channel identifier and it is unique and the same across the different platforms we have (v-EUA/p-EUA/Production). |
| Format          | Numerical (unsigned integer 16)   |
| Length          | 2   |
| Possible Values | 0.. $2^{16}-2$<br>Null value: $2^{16}-1$  |
| Used In         | <a href="#">Market Data Packet Header</a>   |



| FIELD NAME | CHANNEL ID           |
|------------|----------------------|
| User For   | Cash and Derivatives |

## Closing Price

| FIELD NAME      | CLOSING PRICE   |
|-----------------|---|
| Description     | Previous day's closing price (to be calculated with the <a href="#">Price / Index Level Decimals</a> ). |
| Format          | Price (signed integer 64)   |
| Length          | 8   |
| Possible Values | From $-2^{63}-1$ to $2^{63}-1$  |
| Used In         | <a href="#">BF Instrument Reference (1201)</a>  |
| User For        | Derivatives   |

## Closing Reference Level

| FIELD NAME      | CLOSING REFERENCE LEVEL   |
|-----------------|---|
| Description     | Reference closing index level. This level corresponds to the Index Level Type 5 of the message Real Time Index (1008) of the corresponding index (to be calculated with the <a href="#">Price/Index Level Decimals</a> ). |
| Format          | Price (signed integer 64)   |
| Length          | 8   |
| Possible Values | $-2^{63}+1..2^{63}-1$<br>Null value: $-2^{63}$  |
| Used In         | <a href="#">Index Summary (1011)</a>  |
| User For        | Cash  |

## Closing Reference Time

| FIELD NAME      | CLOSING REFERENCE TIME  |
|-----------------|---|
| Description     | Time of provisional closing reference index level (Time in number of nanoseconds since 01/01/1970 UTC). |
| Format          | Epoch Time in Nanoseconds (unsigned integer 64)<br>SBE: unsigned integer 64                             |
| Length          | 8   |
| Possible Values | $0..2^{64}-2$<br>Null value: $2^{64}-1$   |
| Used In         | <a href="#">Index Summary (1011)</a>  |
| User For        | Cash  |

## Collar Expansion Factor

| FIELD NAME      | COLLAR EXPANSION FACTOR                              |
|-----------------|--|
| Description     | Numerical coefficient applied in collar calculation. |
| Format          | Numerical ID (unsigned integer 8)                    |
| Length          | 1  |
| Possible Values | 0..2 <sup>8-2</sup><br>Null value: 2 <sup>8-1</sup>  |
| Used In         | <a href="#">Contract Standing Data (1013)</a>        |

## Collar Max Unhalt Nb

| FIELD NAME      | COLLAR MAX UNHALT NB   |
|-----------------|--|
| Description     | Maximum number of automatic attempts to unhalt system performs if Dynamic Collar Logic enables unhalting. Used for Trade Price Validation (TPV). |
| Format          | Quantity (unsigned integer 8)  |
| Length          | 1  |
| Possible Values | 0..2 <sup>8-2</sup><br>Null value: 2 <sup>8-1</sup>  |
| Used In         | <a href="#">Contract Standing Data (1013)</a>  |

## Collar Unhalt Delay

| FIELD NAME      | COLLAR UNHALT DELAY  |
|-----------------|--|
| Description     | Delay (in seconds) of automatic unhalt if Dynamic Collar Logic enables unhalting. Used for Trade Price Validation (TPV). |
| Format          | Time (unsigned integer 32)<br>SBE: unsigned integer 32   |
| Length          | 4  |
| Possible Values | 0..2 <sup>32-2</sup><br>Null value: 2 <sup>32-1</sup>  |
| Used In         | <a href="#">Contract Standing Data (1013)</a>  |

## Confirmed Reference Level

| FIELD NAME      | CONFIRMED REFERENCE LEVEL  |
|-----------------|--|
| Description     | Confirmed Reference level. This level corresponds to the index Level Type 6 of the message Real Time Index (1008) of the corresponding index (to be calculated with the Price/Index Level Decimals). |
| Format          | Price (signed integer 64)  |
| Length          | 8  |
| Possible Values | -2 <sup>63</sup> +1..2 <sup>63</sup> -1<br>Null value: -2 <sup>63</sup>  |
| Used In         | <a href="#">Index Summary (1011)</a>   |

| FIELD NAME | CONFIRMED REFERENCE LEVEL |
|------------|---------------------------|
| User For   | Cash                      |

## Confirmed Reference Time

| FIELD NAME      | CONFIRMED REFERENCE TIME  |
|-----------------|---|
| Description     | Time of (Confirmed) Reference level (Time in number of nanoseconds since 01/01/1970 UTC). |
| Format          | Epoch Time in Nanoseconds (unsigned integer 64)<br>SBE: unsigned integer 64               |
| Length          | 8   |
| Possible Values | 0..2 <sup>64</sup> -2<br>Null value: 2 <sup>64</sup> -1                                   |
| Used In         | <a href="#">Index Summary (1011)</a>  |
| User For        | Cash  |

## Contract Event Date

| FIELD NAME      | CONTRACT EVENT DATE   |
|-----------------|---|
| Description     | SBE additional information:<br>(in number of days since the 1st of January 1970). |
| Format          | Date (unsigned integer 16)<br>SBE: unsigned integer 16                            |
| Length          | 2   |
| Possible Values | 0..2 <sup>16</sup> -2<br>Null value: 2 <sup>16</sup> -1                           |
| Used In         | <a href="#">Contract Standing Data (1013)</a>                                     |
| User For        | Derivatives   |

## Contract Name

| FIELD NAME  | CONTRACT NAME                                 |
|-------------|---|
| Description | Contract Name                                 |
| Format      | Text (character)                              |
| Length      | 60  |
| Used In     | <a href="#">Contract Standing Data (1013)</a> |
| User For    | Derivatives                                   |

## Contract Symbol Index

| FIELD NAME  | CONTRACT SYMBOL INDEX   |
|-------------|---|
| Description | Identifies the contract of this instrument by its Symbol Index. |

| FIELD NAME      | CONTRACT SYMBOL INDEX  |
|-----------------|--|
| Format          | Numerical ID (unsigned integer 32)   |
| Length          | 4  |
| Possible Values | 0..2 <sup>32</sup> -2<br>Null value: 2 <sup>32</sup> -1  |
| Used In         | <a href="#">Outright Standing Data (1014)</a><br><a href="#">Strategy Standing Data (1012)</a><br><a href="#">LIS Package Trade (1016)</a> |
| User For        | Derivatives  |

## Contract Trading Type

| Description     | Contract Trading Type.   |
|-----------------|--|
| Format          | Enumerated (unsigned integer 8)  |
| Length          | 1  |
| Possible Values | 0 Not Applicable<br>1 Traded as an outright<br>2 Not traded, but listed in contract data. Traders may subscribe to it<br>3 Traded as a simple inter-commodity spread<br>4 Traded as an inter-commodity spread<br>Null value: 2 <sup>8</sup> -1 |
| Used In         | <a href="#">Contract Standing Data (1013)</a>  |
| User For        | Derivatives  |

## Contract Type

| Description     | Generic Contract Type.                        |
|-----------------|---|
| Format          | Enumerated (character)                        |
| Length          | 1   |
| Possible Values | F Future<br>O Option<br>U Underlying          |
| Used In         | <a href="#">Contract Standing Data (1013)</a> |
| User For        | Derivatives                                   |

## Country Of Exchange

| Description | Country of exchange is the Country associated to the MIC following ISO 3166 Alpha-3. |
|-------------|--|
| Format      | Alphanumerical ID (character)  |
| Length      | 3  |

|          |   |
|----------|---|
|          |   |
| Used In  | <a href="#">Standing Data (1007)</a><br><a href="#">Contract Standing Data (1013)</a> |
| User For | Cash and Derivatives  |

## Coupon

|                 |  |
|-----------------|--|
|                 |  |
| Description     | Price of coupon.<br>To be interpreted in conjunction with Price/Index Level Decimals.<br>Applicable to Bonds only. |
| Format          | Price (signed integer 64)  |
| Length          | 8  |
| Possible Values | From $-2^{63}-1$ to $2^{63}-1$   |
| Used In         | <a href="#">BF Instrument Reference (1201)</a>   |
| User For        | Cash   |

## Currency

|                 |  |
|-----------------|--|
|                 |  |
| Description     | Code of the currency (ISO 4217-3A).            |
| Format          | Alphanumeric                                   |
| Length          | 3  |
| Possible Values | (See field description)                        |
| Used In         | <a href="#">BF Instrument Reference (1201)</a> |
| User For        | Cash and Derivatives                           |

## Currency Coefficient

|             |  |
|-------------|--|
|             |  |
| Description | <p>When an actual price is displayed in a different 'price expression' than the official instrument trading currency, the Currency Coefficient represents the ratio 'price expression' divided by 'official currency' (To be calculated with Ratio / Multiplier Decimals).</p> <p>For example a UK-listed instrument with its trading currency GBP having a price expressed in Pence, the Currency Coefficient will be 0.01 expressed with Currency Coefficient set to 1 and Ratio / Multiplier Decimals set to 2.</p> <p>The Currency Coefficient may be used for the Instrument Trading Price (the Referential field Trading Currency Indicator is then set to 1), and/or for the Derivatives and Warrants Instrument Strike Price (the Referential field Strike Currency Indicator is then set to 1).</p> |
| Format      | Numerical ID (unsigned integer 32)   |
| Length      | 4  |

| Possible Values | 0..2 <sup>32-2</sup><br>Null value: 2 <sup>32-1</sup>                                 |
|-----------------|---|
| Used In         | <a href="#">Standing Data (1007)</a><br><a href="#">Full Trade Information (1004)</a> |
| User For        | Cash  |

## D

## Date of Initial Listing

| FIELD NAME      | DATE OF INITIAL LISTING   |
|-----------------|---|
| Description     | Date the instrument was initially listed.<br>Expressed as number of days since Epoch. |
| Format          | Date (unsigned integer 16)  |
| Length          | 2   |
| Possible Values | From 0 to 2 <sup>16-2</sup>   |
| Used In         | <a href="#">BF Instrument Reference (1201)</a>  |
| User For        | Cash  |

## Dark Eligibility

| FIELD NAME      | DARK ELIGIBILITY   |
|-----------------|--|
| Description     | Indicates the Eligibility to dark. 0 is not eligible, 1 is eligible. |
| Format          | Boolean (unsigned integer 8)   |
| Length          | 1  |
| Possible Values | 0..2 <sup>8-2</sup><br>Null value: 2 <sup>8-1</sup>                  |
| Used In         | <a href="#">Standing Data (1007)</a>                                 |
| User For        | Cash   |

## Dark LIS Threshold

| FIELD NAME      | DARK LIS THRESHOLD   |
|-----------------|--|
| Description     | Defines the minimum amount of an order to benefit from the LIS (Large In Scale) pre-transparency waiver (to be calculated with the Amount Decimals). |
| Format          | Amount (unsigned integer 64)   |
| Length          | 8  |
| Possible Values | 0..2 <sup>64-2</sup><br>Null value: 2 <sup>64-1</sup>  |
| Used In         | <a href="#">Standing Data (1007)</a>   |
| User For        | Cash   |

## Dark Minimum Quantity

| FIELD NAME      | DARK MINIMUM QUANTITY - DEPRECATED   |
|-----------------|--|
| Description     | Defines the minimum quantity required for an order to be filled in the Dark liquidity. 0 indicates that no minimum amount is required. |
| Format          | Quantity (unsigned integer 32)   |
| Length          | 4  |
| Possible Values | 0..2 <sup>32-2</sup><br>Null value: 2 <sup>32-1</sup>  |
| Used In         | <a href="#">Standing Data (1007)</a>   |
| User For        | Cash   |

## Date Of Last Trade

| FIELD NAME      | DATE OF LAST TRADE  |
|-----------------|---|
| Description     | SBE additional information:<br>(in number of days since the 1st of January 1970). |
| Format          | Date (unsigned integer 16)<br>SBE: unsigned integer 16                            |
| Length          | 2   |
| Possible Values | 0..2 <sup>16-2</sup><br>Null value: 2 <sup>16-1</sup>                             |
| Used In         | <a href="#">Standing Data (1007)</a>  |
| User For        | Cash  |

## Days To Expiry

| FIELD NAME      | DAYS TO EXPIRY  |
|-----------------|---|
| Description     | Number of Calendar days until the Last Trading Day of the Expiry. |
| Format          | Numerical (unsigned integer 16)                                   |
| Length          | 2   |
| Possible Values | 0..2 <sup>16-2</sup><br>Null value: 2 <sup>16-1</sup>             |
| Used In         | <a href="#">Outright Standing Data (1014)</a>                     |

## Depository List

| FIELD NAME  | DEPOSITARY LIST   |
|-------------|---|
| Description | Identifies the possible main depository organizations (maximum four) for shares or fixed income.<br>Use the clearing house to determine the relevant system for settling trades.<br>Valid values are:<br>- '00001' – Euroclear France |

| FIELD NAME | DEPOSITARY LIST   |
|------------|---|
|            | <ul style="list-style-type: none"> <li>- '00002' – Euroclear Belgium</li> <li>- '00003' – Euroclear Nederland</li> <li>- '00004' – X/N NBB</li> <li>- '00005' – VIF (non-fungible Belgian instruments)</li> <li>- '00006' – Euroclear Bank</li> <li>- '00007' – Euroclear NIEC</li> <li>- '00008' – Physical</li> <li>- '00009' – Euronext Paris non Euroclear France</li> <li>- '00010' – Interbolsa</li> <li>- '00012' – Monte Titoli</li> <li>- '00015' – SIS SegInterSettle AG</li> <li>- '00016' – Oesterreichische Kontrollbank AG</li> <li>- '00017' – Vaerdipapircentralen (VP)</li> <li>- '00018' – Clearstream Banking A.G.</li> <li>- '00019' – Clearstream Banking S.A.</li> <li>- '00021' – Keler</li> <li>- '00023' – Finnish Central Securities Depository Ltd</li> <li>- '00028' – Iberclear</li> <li>- '00030' – Euroclear UK – Ireland Limited</li> <li>- '00050' – Verdipapirsentralen, VPS</li> <li>- '00051' – Stredisko Cennych Papiru</li> <li>- '00052' – Swedish Central Securities Depository Ltd</li> <li>- '00053' – Warsaw Stock Exchange/Equities/Main Market</li> <li>- '00000' – No depository organization</li> <li>- 'Nulls' – Not significant</li> </ul> |
| Format     | Text (character)  |
| Length     | 20  |
| Used In    | <a href="#">Standing Data (1007)</a>  |
| User For   | Cash  |

## Derivatives Instrument Trading Code

| FIELD NAME  | DERIVATIVES INSTRUMENT TRADING CODE   |
|-------------|---|
| Description | Derivatives Instrument Trading Code (formerly AMR) is composed of Exchange Code, Contract Type, Product Code, Expiry. For Options, Strike and Option Type (Put or Call) is added. |
| Format      | Alphanumerical ID (character)   |
| Length      | 18  |
| Used In     | <a href="#">Outright Standing Data (1014)</a><br><a href="#">Strategy Standing Data (1012)</a>  |
| User For    | Cash and Derivatives  |

## Derivatives Instrument Type

| FIELD NAME  | DERIVATIVES INSTRUMENT TYPE                 |
|-------------|---|
| Description | Indicates the type of derivative instrument |



| FIELD NAME      | DERIVATIVES INSTRUMENT TYPE   |
|-----------------|---|
| Format          | Enumerated (unsigned integer 8)   |
| Length          | 1   |
| Possible Values | 0 Call Option<br>1 Put Option<br>2 Strategy<br>3 Individual Future<br>4 Underlying<br>Null value: 2 <sup>8</sup> -1 |
| Conditions      | Value 4 is not used for Euronext markets  |
| Used In         | <a href="#">Outright Standing Data (1014)</a>   |
| User For        | Derivatives   |

## Derivatives Market Model

| FIELD NAME      | DERIVATIVES MARKET MODEL   |
|-----------------|--|
| Description     | Type of synthetic quote applied to the contract  |
| Format          | Enumerated (unsigned integer 8)  |
| Length          | 1  |
| Possible Values | 0 No Synthetic Quote<br>1 Spontaneous Implied Matching<br>2 Event Driven Implied Matching<br>Null value: 2 <sup>8</sup> -1 |
| Used In         | <a href="#">Contract Standing Data (1013)</a>  |
| User For        | Derivatives  |

## Dividend Currency

| FIELD NAME      | DIVIDEND CURRENCY                              |
|-----------------|--|
| Description     | Currency of dividend.                          |
| Format          | Text (character)                               |
| Length          | 3  |
| Possible Values | (See field description)                        |
| Used In         | <a href="#">BF Instrument Reference (1201)</a> |
| User For        | Cash   |

## Dividend Payment Date

| FIELD NAME  | DIVIDEND PAYMENT DATE  |
|-------------|--|
| Description | Dividend payment date.<br>Expressed as number of days since Epoch. |
| Format      | Date (unsigned integer 16)   |
| Length      | 2  |

| FIELD NAME      | DIVIDEND PAYMENT DATE                          |
|-----------------|--|
| Possible Values | From 0 to $2^{16}-2$                           |
| Used In         | <a href="#">BF Instrument Reference (1201)</a> |
| User For        | Cash   |

## Dividend Rate

| FIELD NAME      | DIVIDEND RATE   |
|-----------------|---|
| Description     | Dividend rate.<br>To be interpreted with Ratio/Multiplier Decimals. |
| Format          | Ratio (unsigned integer 64)   |
| Length          | 8   |
| Possible Values | From 0 to $2^{64}-2$  |
| Used In         | <a href="#">BF Instrument Reference (1201)</a>                      |
| User For        | Cash  |

## Dividend Record Date

| FIELD NAME      | DIVIDEND RECORD DATE   |
|-----------------|--|
| Description     | Date of dividend record.<br>Expressed as number of days since Epoch. |
| Format          | Date (unsigned integer 16)   |
| Length          | 2  |
| Possible Values | From 0 to $2^{16}-2$   |
| Used In         | <a href="#">BF Instrument Reference (1201)</a>                       |
| User For        | Cash   |

## Dynamic Collar Logic

| FIELD NAME      | DYNAMIC COLLAR LOGIC  |
|-----------------|---|
| Description     | For Derivatives, Dynamic Collar Logic is a field used to identify the method of handling orders in case of Trade Price Validation (TPV) being triggered. For Cash, Dynamic Collar Logic is used internally. |
| Format          | Enumerated (unsigned integer 8)   |
| Length          | 1   |
| Possible Values | 0     Not Active<br>2     No Halt with Reject ( <i>not in use</i> )<br>3     Halt with Acceptation<br>Null value: $2^8-1$   |
| Used In         | <a href="#">Contract Standing Data (1013)</a>   |

## E

## EDSP Tick Size

| FIELD NAME      | EDSP TICK SIZE   |
|-----------------|--|
| Description     | Specific Tick Size value applicable for EDSP. It's calculated using the PriceDecimals. |
| Format          | Price (unsigned integer 64)  |
| Length          | 8  |
| Possible Values | 0..2 <sup>64</sup> -2<br>Null value: 2 <sup>64</sup> -1                                |
| Used In         | <a href="#">Contract Standing Data (1013)</a>  |
| User For        | Derivatives  |

## Effective Date Indicator

| FIELD NAME      | EFFECTIVE DATE INDICATOR  |
|-----------------|---|
| Description     | Indicates if the trade is introduced on the trading session day or earlier.   |
| Format          | Enumerated (unsigned integer 8)   |
| Length          | 1   |
| Possible Values | 0     If the seller declaration is received on the current trading session day<br>1     If seller declaration is received before the current trading session day<br>Null value: 2 <sup>8</sup> -1 |
| Used In         | <a href="#">Full Trade Information (1004)</a>   |
| User For        | Cash and Derivatives  |

**EMM**

| Description     | <p>Defines the Exchange Market Mechanism applied on each platform.</p> <p>In the Reject (07) message:</p> <ul style="list-style-type: none"> <li>■ Populated only if provided as a valid value in the corresponding Inbound request AND the corresponding Inbound request was technically correctly formatted; otherwise it is provided at the Null value.</li> <li>■ Not populated for rejection of strategy creation on derivative markets.</li> </ul> <p>In the Mass Cancel (13) message, it is mandatory when Symbol Index is provided and optional when Instrument Group Code is provided.</p>                         |
|-----------------|---|
| Format          | Enumerated (unsigned integer 8)   |
| Length          | 1   |
| Possible Values | <p>1 Cash and Derivative Central Order Book (COB)</p> <p>2 NAV Trading Facility</p> <p>4 Derivative Wholesales</p> <p>5 Cash On Exchange Off book</p> <p>6 Euronext off-exchange trade reports</p> <p>7 Derivative On Exchange Off book</p> <p>8 ETF MTF - NAV Central Order Book</p> <p>9 Listed-not traded</p> <p>15 Delta Neutral Contingency leg</p> <p>99 Not Applicable (For indices and iNAV)</p> <p>Null value: 2<sup>8</sup>-1</p>   |
| Conditions      | In TCS messages only possible values are '2' = NAV Trading Facility and '5' = Cash On Exchange Off book. Field not populated in Reject (07) messages for rejection of strategy creation on derivatives markets.   |
| Used In         | <a href="#">Standing Data (1007)</a><br><a href="#">Contract Standing Data (1013)</a><br><a href="#">Outright Standing Data (1014)</a><br><a href="#">Strategy Standing Data (1012)</a><br><a href="#">Timetable (1006)</a><br><a href="#">Market Update (1001)</a><br><a href="#">Order Update (1002)</a><br><a href="#">Long Order Update (1015)</a><br><a href="#">Price Update (1003)</a><br><a href="#">Full Trade Information (1004)</a><br><a href="#">Market Status Change (1005)</a><br><a href="#">Real Time Index (1008)</a><br><a href="#">Index Summary (1011)</a><br><a href="#">LIS Package Trade (1016)</a> |
| User For        | Cash and Derivatives  |

**End Time Vwap**

| Description | End time for the Volume Weight Average price computation period |
|-------------|---|
| Format      | Intraday Time in Seconds (unsigned integer 32)                  |

| Length          | 4   |
|-----------------|---|
| Possible Values | 0..2 <sup>32</sup> -2<br>Null value: 2 <sup>32</sup> -1<br>Default value: 2 <sup>32</sup> -1    |
| Conditions      | For Declaration Entry (40) message, it is mandatory for declarations when Operation Type = '5'. |
| Used In         | <a href="#">Full Trade Information (1004)</a>   |
| User For        | Cash  |

## Evaluated Price

| Description     | This field is used for Total Return Future and Market On Close Future trading. The Price is calculated by ME in index point notation. It can contain the provisional price calculated in intra-day or the final price calculated at the end of the day. The Trade Type value will enable user to know if the field contains provisional price or final price. |
|-----------------|---|
| Format          | Price (signed integer 64)   |
| Length          | 8   |
| Possible Values | From -2 <sup>63</sup> -1 to 2 <sup>63</sup> -1  |
| Conditions      | Used only for Total Return Future and Market On Close Future trading  |
| Used In         | <a href="#">Full Trade Information (1004)</a>   |
| User For        | Derivatives   |

## Event Time

| Description     | SBE additional information:<br>(Time in number of nanoseconds since 01/01/1970 UTC).   |
|-----------------|--|
| Format          | Epoch Time in Nanoseconds (unsigned integer 64)<br>SBE: unsigned integer 64  |
| Length          | 8  |
| Possible Values | 0..2 <sup>64</sup> -2<br>Null value: 2 <sup>64</sup> -1  |
| Used In         | <a href="#">Health Status (1103)</a><br><a href="#">Market Update (1001)</a><br><a href="#">Order Update (1002)</a><br><a href="#">Long Order Update (1015)</a><br><a href="#">Price Update (1003)</a><br><a href="#">Full Trade Information (1004)</a><br><a href="#">Market Status Change (1005)</a><br><a href="#">Real Time Index (1008)</a><br><a href="#">Index Summary (1011)</a><br><a href="#">LIS Package Trade (1016)</a><br><a href="#">BF Instrument Suspension (1204)</a><br><a href="#">BF NAV (1203)</a> |

|          |                                 |
|----------|---------------------------------|
|          |                                 |
|          | <a href="#">BF Trade (1202)</a> |
| User For | Cash and Derivatives            |

## Ex-Dividend Date

|                 |  |
|-----------------|--|
|                 |  |
| Description     | Date of ex-dividend.<br>Expressed as number of days since Epoch. |
| Format          | Date (unsigned integer 16)                                       |
| Length          | 2  |
| Possible Values | From 0 to $2^{16}-2$   |
| Used In         | <a href="#">BF Instrument Reference (1201)</a>                   |
| User For        | Cash   |

## Exchange Code

|                 |  |
|-----------------|--|
|                 |  |
| Description     | Indicates the Market Place.  |
| Format          | Enumerated (character)   |
| Length          | 1  |
| Possible Values | A Amsterdam Equity Derivatives<br>B Brussels Equity Derivatives<br>C Paris Equity Underlyings<br>D Brussels Cash Underlyings<br>E Milan Equity Derivatives<br>F Brussels Index Derivatives<br>G Amsterdam Cash Underlyings<br>H Lisbon Cash Underlyings<br>I Milan Index Derivatives<br>J Paris Index Derivatives<br>K Amsterdam Index Derivatives<br>L Oslo Cash Underlying<br>M Lisbon Index Derivatives<br>N Oslo Index Derivatives<br>O Oslo Equity Derivatives<br>P Paris Equity Derivatives<br>R Amsterdam Commodities Derivatives<br>S Lisbon Equity Derivatives<br>T Milan Interest Rate Derivatives<br>U Milan Cash Underlying<br>V Euronext Amsterdam - Other Commodities<br>Y Paris Commodities Derivatives<br>Z Amsterdam Currency Derivatives |
| Used In         | <a href="#">Contract Standing Data (1013)</a>  |

|          |   |
|----------|---|
|          |   |
|          | <a href="#">Strategy Standing Data (1012)</a> |
| User For | Derivatives                                   |

## Exercise Style

|                 |   |
|-----------------|---|
|                 |   |
| Description     | Type of exercise of a derivatives instrument  |
| Format          | Enumerated (unsigned integer 8)   |
| Length          | 1   |
| Possible Values | 0 European<br>1 American<br>2 Asian<br>3 Bermudan<br>4 Other<br>5 Periodic<br>Null value: $2^8-1$ |
| Used In         | <a href="#">Contract Standing Data (1013)</a>   |
| User For        | Derivatives   |

## Expiration Date

| FIELD NAME      | EXPIRATION DATE  |
|-----------------|--|
| Description     | Expiration date of the instrument  |
| Format          | Date in number of days since the 1st of January 1970 (unsigned integer 16) |
| Length          | 2  |
| Possible Values | 0.. $2^{16}-2$<br>Null value: $2^{16}-1$                                   |
| Used In         |  |
| User For        | Derivatives  |

## Expiry Cycle Type

| FIELD NAME      | EXPIRY CYCLE TYPE   |
|-----------------|---|
| Description     | Defines the expiry cycle type   |
| Format          | Enumerated (unsigned integer 8)   |
| Length          | 1   |
| Possible Values | 1 Daily<br>2 Weekly<br>3 Monthly<br>4 Quarterly<br>5 Half-Yearly<br>6 Yearly<br>Null value: $2^8-1$ |

| FIELD NAME | EXPIRY CYCLE TYPE                             |
|------------|---|
| Used In    | <a href="#">Outright Standing Data (1014)</a> |
| User For   | Derivatives                                   |

## F

## Firm ID

| FIELD NAME      | FIRM ID   |
|-----------------|---|
| Description     | Identifier of the member firm that has entered the Order. |
| Used For        | Cash  |
| Format          | Alphanumerical ID   |
| Length          | 8   |
| Possible Values | (See field description)                                   |
| Conditions      | Provided only for non-anonymous market.                   |
| Used In         | <a href="#">Long Order Update (1015)</a>                  |

## First Settlement Date

| FIELD NAME      | FIRST SETTLEMENT DATE   |
|-----------------|---|
| Description     | SBE additional information:<br>(in number of days since the 1st of January 1970). |
| Format          | Date (unsigned integer 16)<br>SBE: unsigned integer 16                            |
| Length          | 2   |
| Possible Values | 0..2 <sup>16-2</sup><br>Null value: 2 <sup>16-1</sup>                             |
| Used In         | <a href="#">Standing Data (1007)</a>  |
| User For        | Cash  |

## Frame

| FIELD NAME      | FRAME   |
|-----------------|---|
| Description     | Is the total length of the message including the Frame, SBE header and message content. |
| Format          | Numerical ID (unsigned integer 16)  |
| Length          | 2   |
| Possible Values | 0..2 <sup>16-2</sup><br>Null value: 2 <sup>16-1</sup>                                   |
| Used In         | <a href="#">Frame</a>   |
| User For        | Cash and Derivatives  |



## Full Instrument Name

| FIELD NAME  | FULL INSTRUMENT NAME                 |
|-------------|--------------------------------------|
| Description | Full Instrument Name.                |
| Format      | Text (character)                     |
| Length      | 102                                  |
| Used In     | <a href="#">Standing Data (1007)</a> |
| User For    | Cash                                 |



## Gross Dividend in Euros

| FIELD NAME      | GROSS DIVIDEND IN EUROS  |
|-----------------|--|
| Description     | Gross dividend payable, expressed in euros.<br>To be interpreted in conjunction with Price/Index Level Decimals. |
| Format          | Price (signed integer 64)  |
| Length          | 8  |
| Possible Values | From $-2^{63}-1$ to $2^{63}-1$   |
| Used In         | <a href="#">BF Instrument Reference (1201)</a>   |
| User For        | Cash   |

## Gross Dividend Payable per Unit

| FIELD NAME      | GROSS DIVIDEND PAYABLE PER UNIT  |
|-----------------|--|
| Description     | Gross dividend payable, expressed in dividend currency.<br>To be interpreted in conjunction with Price/Index Level Decimals. |
| Format          | Price (signed integer 64)  |
| Length          | 8  |
| Possible Values | From $-2^{63}-1$ to $2^{63}-1$   |
| Used In         | <a href="#">BF Instrument Reference (1201)</a>   |
| User For        | Cash   |

## Gross of CDSC Indicator

| FIELD NAME  | GROSS OF CDSC INDICATOR   |
|-------------|---|
| Description | Indicates if Contingent Deferred Sales Charges fee is gross or not. |
| Format      | Enumerated (character)  |
| Length      | 1   |

| FIELD NAME      | GROSS OF CDSC INDICATOR                        |
|-----------------|--|
| Possible Values | N No<br>Y Yes                                  |
| Used In         | <a href="#">BF Instrument Reference (1201)</a> |
| User For        | Cash   |

## Guarantee Indicator

| FIELD NAME      | GUARANTEE INDICATOR  |
|-----------------|--|
| Description     | Indicates if the trade is guaranteed or not (for clearing purpose)   |
| Format          | Enumerated (unsigned integer 8)  |
| Length          | 1  |
| Possible Values | 0 This instrument is not guaranteed<br>1 This instrument is guaranteed<br>2 This instrument is not clearable<br>8 This instrument is part of Cleared Borrowing and Lending Service (CBLM) and is guaranteed<br>Null value: $2^8-1$ |
| Used In         | <a href="#">Standing Data (1007)</a>   |
| User For        | Cash   |

## H

## High Level

| FIELD NAME      | HIGH LEVEL  |
|-----------------|---|
| Description     | Highest index level (to be calculated with the Price/Index Level Decimals). |
| Format          | Price (signed integer 64)   |
| Length          | 8   |
| Possible Values | $-2^{63}+1..2^{63}-1$<br>Null value: $-2^{63}$                              |
| Used In         | <a href="#">Index Summary (1011)</a>  |
| User For        | Cash  |

## High Time

| FIELD NAME      | HIGH TIME   |
|-----------------|---|
| Description     | Time of provisional highest index level (Time in number of nanoseconds since 01/01/1970 UTC). |
| Format          | Epoch Time in Nanoseconds (unsigned integer 64)<br>SBE: unsigned integer 64                   |
| Length          | 8   |
| Possible Values | $0..2^{64}-2$<br>Null value: $2^{64}-1$   |

| FIELD NAME | HIGH TIME                            |
|------------|--------------------------------------|
| Used In    | <a href="#">Index Summary (1011)</a> |
| User For   | Cash                                 |

## I

## ICB

| FIELD NAME  | ICB   |
|-------------|---|
| Description | Identifies for a listed instrument, the economic subsector of the issuing company in the ICB (Industry Classification Benchmark) classification.<br>This field is not relevant and is currently filled with '000000000000000000'. |
| Format      | Alphanumeric ID (character)   |
| Length      | 16  |
| Used In     | <a href="#">Standing Data (1007)</a>  |
| User For    | Cash  |

## ICB Code

| FIELD NAME  | ICB CODE   |
|-------------|--|
| Description | <i>Identifies for a listed instrument, the economic subsector of the issuing company in the ICB (Industry Classification Benchmark) classification.</i><br>This field is not relevant and is currently filled with '00000000'. |
| Format      | Alphanumeric ID (character)  |
| Length      | 8  |
| Used In     | <a href="#">Standing Data (1007)</a>   |
| User For    | Cash   |

## Imbalance Quantity

| FIELD NAME      | IMBALANCE QUANTITY   |
|-----------------|--|
| Description     | Imbalance volume quantity if Uncrossing occurs at this moment. This volume includes hidden quantity (to be calculated with Quantity Decimals). |
| Format          | Quantity (unsigned integer 64)   |
| Length          | 8  |
| Possible Values | 0..2 <sup>64</sup> -2<br>Null value: 2 <sup>64</sup> -1  |
| Used In         | <a href="#">Price Update (1003)</a>  |
| User For        | Cash   |

## Imbalance Quantity Side

| FIELD NAME      | IMBALANCE QUANTITY SIDE   |
|-----------------|---|
| Description     | Side of the imbalance volume if the Uncrossing occurs at this moment. |
| Format          | Enumerated (unsigned integer 8)                                       |
| Length          | 1   |
| Possible Values | 0     No imbalance<br>1     Buy<br>2     Sell<br>Null value: $2^8-1$  |
| Used In         | <a href="#">Price Update (1003)</a>                                   |
| User For        | Cash  |

## Index Level

| FIELD NAME      | INDEX LEVEL   |
|-----------------|---|
| Description     | The value of the last level for the index that is the subject of this message (to be calculated with the Price/Index Level Decimals). |
| Format          | Price (signed integer 64)   |
| Length          | 8   |
| Possible Values | $-2^{63}+1..2^{63}-1$<br>Null value: $-2^{63}$  |
| Used In         | <a href="#">Real Time Index (1008)</a>  |
| User For        | Cash  |

## Index Level Type

| FIELD NAME      | INDEX LEVEL TYPE   |
|-----------------|--|
| Description     | Type of Index Level.   |
| Format          | Enumerated (unsigned integer 8)  |
| Length          | 1  |
| Possible Values | 0     Indicative Index<br>1     Official Opening Index<br>2     Real-Time Index<br>3     Automatic Indicative Index<br>4     (Preliminary) Reference Index<br>5     Closing Reference Index<br>6     (Confirmed) Reference Index<br>7     Options Liquidation Index<br>Null value: $2^8-1$ |
| Used In         | <a href="#">Real Time Index (1008)</a>   |
| User For        | Cash   |

| FIELD NAME      | INDEX PRICE CODE  |
|-----------------|---|
| Description     | Type of Price as positioned in Session High/Low or to indicate the trend or at the contrary the reference value from which the price may change.  |
| Format          | Enumerated (unsigned integer 8)   |
| Length          | 1   |
| Possible Values | 0 Only Index<br>1 Index and Session High<br>2 Index and Session Low<br>3 Index and Session High and Low (typically first price)<br>4 Only Session High<br>5 Only Session Low<br>6 Previous Day Close<br>Null value: 2 <sup>8</sup> -1 |
| Used In         | <a href="#">Real Time Index (1008)</a>  |
| User For        | Cash  |

## Instrument Category

| FIELD NAME      | INSTRUMENT CATEGORY  |
|-----------------|--|
| Description     | Indicates to which category the instrument belongs.  |
| Format          | Enumerated (unsigned integer 8)  |
| Length          | 1  |
| Possible Values | 1 Equities<br>2 Fixed Income<br>3 Warrants And Certificates<br>6 Trackers<br>7 Futures<br>10 Options<br>11 Indices<br>12 Euronext Funds Services<br>14 iNAV (Indicative Net Asset Value)<br>15 Fund<br>254 Miscellaneous |
| Used In         | <a href="#">BF Instrument Reference (1201)</a>   |
| User For        | Cash and Derivatives   |

## Instrument Event Date

| FIELD NAME  | INSTRUMENT EVENT DATE   |
|-------------|---|
| Description | SBE additional information:<br>(in number of days since the 1st of January 1970). |
| Format      | Date (unsigned integer 16)<br>SBE: unsigned integer 16                            |
| Length      | 2   |

| FIELD NAME      | INSTRUMENT EVENT DATE   |
|-----------------|---|
| Possible Values | 0..2 <sup>16</sup> -2<br>Null value: 2 <sup>16</sup> -1                               |
| Used In         | <a href="#">Outright Standing Data (1014)</a><br><a href="#">Standing Data (1007)</a> |
| User For        | Cash and Derivatives  |

## Instrument Group Code

| FIELD NAME  | INSTRUMENT GROUP CODE                |
|-------------|--------------------------------------|
| Description | Instrument Group / Class Identifier. |
| Format      | Alphanumerical ID (character)        |
| Length      | 2                                    |
| Used In     | <a href="#">Standing Data (1007)</a> |
| User For    | Cash                                 |

## Instrument Name

| FIELD NAME  | INSTRUMENT NAME                      |
|-------------|--------------------------------------|
| Description | Instrument Name                      |
| Format      | Text (character)                     |
| Length      | 18                                   |
| Used In     | <a href="#">Standing Data (1007)</a> |
| User For    | Cash                                 |

## Instrument State

| FIELD NAME      | INSTRUMENT STATE   |
|-----------------|--|
| Description     | Indicates the state of the instrument.   |
| Format          | Enumerated (unsigned integer 8)  |
| Length          | 1  |
| Possible Values | 1 Scheduled<br>2 Suspended due to underlying<br>5 Suspended New Listing<br>6 Suspended By MO<br>7 Suspended Technical<br>8 Reserved Dynamic Collars<br>9 Reserved Static Collars<br>15 Random Uncrossing Period<br>16 Instrument Expired<br>17 Uncrossing<br>18 Reserved due to Leg<br>19 Suspended due to Leg |

| FIELD NAME | INSTRUMENT STATE  |
|------------|---|
|            | 21 Reserved Future Limit Interruption Protection<br>23 Trading Ended<br>Null value: 2^8-1 |
| Used In    | <a href="#">Market Status Change (1005)</a>   |
| User For   | Derivatives   |

## Instrument Trading Code

| FIELD NAME  | INSTRUMENT TRADING CODE   |
|-------------|---|
| Description | Cash: Trading code is a 12-character string, the only instrument identifier that is unique in the feed in addition to the symbol index. |
| Format      | Alphanumerical ID (character)   |
| Length      | 15  |
| Used In     | <a href="#">Standing Data (1007)</a>  |
| User For    | Cash and Derivatives  |

## Instrument Unit Expression

| FIELD NAME      | INSTRUMENT UNIT EXPRESSION  |
|-----------------|---|
| Description     | Unit in which the instrument is quoted.   |
| Format          | Enumerated (unsigned integer 8)   |
| Length          | 1   |
| Possible Values | 1 Units<br>2 Percentage of Nominal Excluding Accrued Interest (Clean)<br>3 Basis Points<br>4 Percentage Mixed<br>5 Percentage of Nominal Including Accrued Interest (Dirty)<br>6 Percentage of Par Value<br>7 Yield<br>8 Kilograms<br>9 Ounces<br>Null value: 2^8-1 |
| Used In         | <a href="#">Contract Standing Data (1013)</a><br><a href="#">Standing Data (1007)</a>   |
| User For        | Cash and Derivatives  |

## Interest Payment Date

| FIELD NAME  | INTEREST PAYMENT DATE   |
|-------------|---|
| Description | Next interest payment date, expressed as number of days since Epoch.<br>Provided for bonds only.<br>The BF Instrument Reference (1201) message can provide up to the 4 next interest payment dates. |

| FIELD NAME      | INTEREST PAYMENT DATE                          |
|-----------------|--|
| Format          | Date (unsigned integer 16)                     |
| Length          | 2  |
| Possible Values | From 0 to $2^{16}-2$                           |
| Used In         | <a href="#">BF Instrument Reference (1201)</a> |
| User For        | Cash   |

## ISIN Code

| FIELD NAME  | ISIN CODE  |
|-------------|--|
| Description | Instrument ISIN following ISO 6166. Identifier of a product. Combined with MIC and Currency, identifies an instrument traded on a given market using a given currency.   |
| Format      | Alphanumerical ID (character)  |
| Length      | 12   |
| Conditions  | For MiFID Declaration Trade Entry (40) message, the Symbol Index or MIC - ISIN - Currency must be specified. If both Symbol Index and MIC - ISIN - Currency are populated, MIC - ISIN - Currency will be ignored and only the Symbol Index will be taken into consideration. |
| Used In     | <a href="#">Outright Standing Data (1014)</a><br><a href="#">Standing Data (1007)</a><br><a href="#">BF Instrument Reference (1201)</a>  |
| User For    | Cash and Derivatives   |

## Issue Date

| FIELD NAME      | ISSUE DATE  |
|-----------------|---|
| Description     | Date at which the instrument has been offered to the market, expressed as number of days since Epoch. |
| Format          | Date (unsigned integer 16)  |
| Length          | 2   |
| Possible Values | From 0 to $2^{16}-2$  |
| Used In         | <a href="#">BF Instrument Reference (1201)</a>  |
| User For        | Cash  |

## Issue Price

| FIELD NAME      | ISSUE PRICE                                    |
|-----------------|--|
| Description     | Issuing price of the instrument                |
| Format          | Price (signed integer 64)                      |
| Length          | 8  |
| Possible Values | $-2^{63}+1..2^{63}-1$<br>Null value: $-2^{63}$ |



| FIELD NAME | ISSUE PRICE                          |
|------------|--------------------------------------|
| Used In    | <a href="#">Standing Data (1007)</a> |
| User For   | Cash                                 |

## Issue Price Decimals

| FIELD NAME      | ISSUE PRICE DECIMALS  |
|-----------------|---|
| Description     | Indicates the number of decimals for Issue Price related to this Symbol Index |
| Format          | Decimal Places (unsigned integer 8)   |
| Length          | 1   |
| Possible Values | 0..2 <sup>8-2</sup><br>Null value: 2 <sup>8-1</sup>                           |
| Used In         | <a href="#">Standing Data (1007)</a>  |
| User For        | Cash  |

## Issuing Country

| FIELD NAME  | ISSUING COUNTRY   |
|-------------|---|
| Description | Issuing country.<br>Provides the ISO 3166 (Alpha 3) code for the country of headquarter company that issued the instrument. |
| Format      | Alphanumerical ID (character)   |
| Length      | 3   |
| Used In     | <a href="#">Standing Data (1007)</a><br><a href="#">BF Instrument Reference (1201)</a>                                      |
| User For    | Cash  |

## L

## Last Adjusted Closing Price

| FIELD NAME      | LAST ADJUSTED CLOSING PRICE   |
|-----------------|---|
| Description     | Last traded price of the previous trading day after application of the adjustment coefficient (to be calculated with the Price/Index Level Decimals).<br>Not provided for European instruments. |
| Format          | Price (signed integer 64)   |
| Length          | 8   |
| Possible Values | -2 <sup>63</sup> +1..2 <sup>63</sup> -1<br>Null value: -2 <sup>63</sup>   |
| Used In         | <a href="#">Standing Data (1007)</a>  |
| User For        | Cash  |

## Last Market Data Sequence Number

| FIELD NAME      | LAST MARKET DATA SEQUENCE NUMBER   |
|-----------------|--|
| Description     | Indicates the Market Data Message Sequence Number of the last real-time message processed for this snapshot. |
| Format          | Sequence (unsigned integer 64)   |
| Length          | 8  |
| Possible Values | 0..2 <sup>64</sup> -2<br>Null value: 2 <sup>64</sup> -1  |
| Used In         | <a href="#">End Of Snapshot (2102)</a><br><a href="#">Start Of Snapshot (2101)</a>                           |
| User For        | Cash and Derivatives   |

## Last NAV Price

| FIELD NAME      | LAST NAV PRICE                                 |
|-----------------|--|
| Description     | Last NAV Price                                 |
| Format          | Price (signed integer 64)                      |
| Length          | 8  |
| Possible Values | From -2 <sup>63</sup> -1 to 2 <sup>63</sup> -1 |
| Used In         | <a href="#">BF Instrument Reference (1201)</a> |
| User For        | Cash   |

## Last Trading Date

| FIELD NAME      | LAST TRADING DATE  |
|-----------------|--|
| Description     | Date until which the instrument is tradable (in number of days since the 1st of January 1970). |
| Format          | Date (unsigned integer 16)   |
| Length          | 2  |
| Possible Values | 0..2 <sup>16</sup> -2<br>Null value: 2 <sup>16</sup> -1  |
| Used In         | <a href="#">Outright Standing Data (1014)</a>  |
| User For        | Cash and Derivatives   |

## Leg Buy or Sell

| FIELD NAME      | LEG BUY OR SELL         |
|-----------------|-------------------------|
| Description     | Leg Side.               |
| Format          | Enumerated (character)  |
| Length          | 1                       |
| Possible Values | B     Buy<br>S     Sell |

| FIELD NAME | LEG BUY OR SELL                               |
|------------|---|
| Used In    | <a href="#">Strategy Standing Data (1012)</a> |
| User For   | Derivatives                                   |

## Leg Last Traded Price

| FIELD NAME      | LEG LAST TRADED PRICE  |
|-----------------|--|
| Description     | Indicates the price of the trade for the leg (to be calculated with the Price/Index Level Decimals). |
| Format          | Price (signed integer 64)  |
| Length          | 8  |
| Possible Values | $-2^{63}+1..2^{63}-1$  |
| Used In         | <a href="#">LIS Package Structure (1016)</a>   |
| Used For        | Derivatives  |

## Leg Last Traded Quantity

| FIELD NAME      | LEG LAST TRADED QUANTITY   |
|-----------------|--|
| Description     | Indicates the quantity of the trade for the leg (to be calculated with the Quantity Decimals). |
| Format          | Price (unsigned integer 64)  |
| Length          | 8  |
| Possible Values | $0..2^{64}-2$  |
| Used In         | <a href="#">LIS Package Structure (1016)</a>   |
| Used For        | Derivatives  |

## Leg Price

| FIELD NAME      | LEG PRICE   |
|-----------------|---|
| Description     | Price of corresponding strategy leg (to be calculated with the Price/Index Level Decimals). |
| Format          | Price (signed integer 64)   |
| Length          | 8   |
| Possible Values | $-2^{63}+1..2^{63}-1$<br>Null value: $-2^{63}$  |
| Used In         | <a href="#">Strategy Standing Data (1012)</a>   |
| User For        | Derivatives   |

## Leg Ratio

| FIELD NAME  | LEG RATIO  |
|-------------|--|
| Description | Ratio of lots for the leg. For contingent trades, the delta. |

| FIELD NAME      | LEG RATIO   |
|-----------------|---|
|                 | <ul style="list-style-type: none"> <li>■ For Contracts (Future or Option), it is the leg ratio, with the maximum value being 99999. If the value submitted by a customer is higher, it will be changed by the system to the maximum value (99999).</li> <li>■ For Underlyings (Cash or Future), the delta is used with special rules: For the Underlying leg of volatility strategies, this should be the delta represented directly as an integer value of the percentage, without division or decimals (e.g.: a delta of 65% should be represented by 65), with the maximum value being 9999 (9999%). If the value submitted by a customer is higher, it will be changed by the system to the maximum value (9999). For Conversion Reversal Strategies (Type = 'R'), the delta is always set to 100.</li> </ul> |
| Format          | Quantity (unsigned integer 32)  |
| Length          | 4   |
| Possible Values | 0..2 <sup>32-2</sup><br>Null value: 2 <sup>32-1</sup>   |
| Used In         | <a href="#">Strategy Standing Data (1012)</a><br><a href="#">LIS Package Trade (1016)</a>   |
| User For        | Derivatives   |

## Leg Symbol Index

| FIELD NAME      | LEG SYMBOL INDEX   |
|-----------------|--|
| Description     | MDG proprietary identification code of the instrument leg for the strategy. This identifier is unique per triplet: MIC, ISIN and currency. Once the instrument is expired its number can be used for a new instrument. |
| Format          | Numerical ID (unsigned integer 32)   |
| Length          | 4  |
| Possible Values | 0..2 <sup>32-2</sup><br>Null value: 2 <sup>32-1</sup>  |
| Used In         | <a href="#">Strategy Standing Data (1012)</a><br><a href="#">LIS Package Trade (1016)</a>  |
| User For        | Derivatives  |

## Liquid Instrument Indicator

| FIELD NAME      | LIQUID INSTRUMENT INDICATOR   |
|-----------------|---|
| Description     | Indicates whether the instrument is liquid or not, as defined per EU and UK MiFID II. (0 = Illiquid ; 1 = Liquid) |
| Format          | Boolean (unsigned integer 8)  |
| Length          | 1   |
| Possible Values | 0..2 <sup>8-2</sup><br>Null value: 2 <sup>8-1</sup>   |
| Used In         | <a href="#">Standing Data (1007)</a>  |

## Liquidation Level

| FIELD NAME      | LIQUIDATION LEVEL   |
|-----------------|---|
| Description     | Index Level of reference at expiration settlement (to be calculated with the Price/Index Level Decimals). |
| Format          | Price (signed integer 64)   |
| Length          | 8   |
| Possible Values | $-2^{63}+1..2^{63}-1$<br>Null value: $-2^{63}$  |
| Used In         | <a href="#">Index Summary (1011)</a>  |
| User For        | Cash  |

## Liquidation Time

| FIELD NAME      | LIQUIDATION TIME  |
|-----------------|---|
| Description     | Time of provisional expiration settlement index level (Time in number of nanoseconds since 01/01/1970 UTC). |
| Format          | Epoch Time in Nanoseconds (unsigned integer 64)<br>SBE: unsigned integer 64                                 |
| Length          | 8   |
| Possible Values | $0..2^{64}-2$<br>Null value: $2^{64}-1$   |
| Used In         | <a href="#">Index Summary (1011)</a>  |
| User For        | Cash  |

## Long Instrument Name

| FIELD NAME      | LONG INSTRUMENT NAME   |
|-----------------|--|
| Description     | Full Instrument Name, long format.<br>Can be the concatenation of two fields: instrument name and its associated series. |
| Format          | Text (character)   |
| Length          | 250  |
| Possible Values | (See field description)  |
| Used In         | <a href="#">BF Instrument Reference (1201)</a>   |
| User For        | Cash   |

## Long Issuer Name

| FIELD NAME  | LONG ISSUER NAME  |
|-------------|---|
| Description | Indicates the name of the Legal Issuing Entity, long format.<br>Can be the concatenation of two fields: Issuer Name and Co-issuer Name. |
| Format      | Text (character)  |
| Length      | 250   |

| FIELD NAME      | LONG ISSUER NAME                               |
|-----------------|--|
| Possible Values | (See field description)                        |
| Used In         | <a href="#">BF Instrument Reference (1201)</a> |
| User For        | Cash   |

## Long Mnemonic

| FIELD NAME  | LONG ISSUER NAME   |
|-------------|--|
| Description | Mnemonic code of the instrument. This field is not populated for every instrument. |
| Format      | Alphanumerical ID (character)  |
| Length      | 6  |
| Used In     | <a href="#">Standing Data (1007)</a>   |
| User For    | Cash   |

## Lot Multiplier

| FIELD NAME      | LOT MULTIPLIER  |
|-----------------|---|
| Description     | Amount of underlying instrument per unit of a derivative contract (to be calculated with the Ratio / Multiplier Decimals). Due to corporate actions, the value may be different between value provided within this field in Contract Standing Data and Outright Standing Data. Value in Outright Standing Data reflects the adjustment due to the corporate action and should be used for that Outright instrument.<br>Lot Multiplier field is used instead of <a href="#">Trading Unit</a> , because Lot Multiplier supports decimals. |
| Format          | Numerical (unsigned integer 64)   |
| Length          | 8   |
| Possible Values | 0..2 <sup>64</sup> -2<br>Null value: 2 <sup>64</sup> -1   |
| Used In         | <a href="#">Contract Standing Data (1013)</a><br><a href="#">Outright Standing Data (1014)</a>  |
| User For        | Derivatives   |

## Lot Size

| FIELD NAME      | LOT SIZE   |
|-----------------|--|
| Description     | For Cash and Derivatives, it defines a multiple of the tradable quantity.  |
| Format          | Quantity (unsigned integer 64)   |
| Length          | 8  |
| Possible Values | 0..2 <sup>64</sup> -2<br>Null value: 2 <sup>64</sup> -1  |
| Used In         | <a href="#">Standing Data (1007)</a><br><a href="#">Outright Standing Data (1014)</a><br><a href="#">Contract Standing Data (1013)</a> |

| FIELD NAME | LOT SIZE             |
|------------|----------------------|
| User For   | Cash and Derivatives |

## Low Level

| FIELD NAME      | LOW LEVEL  |
|-----------------|--|
| Description     | Lowest index level (to be calculated with the Price/Index Level Decimals). |
| Format          | Price (signed integer 64)  |
| Length          | 8  |
| Possible Values | $-2^{63}+1..2^{63}-1$<br>Null value: $-2^{63}$                             |
| Used In         | <a href="#">Index Summary (1011)</a>                                       |
| User For        | Cash   |

## Low Time

| FIELD NAME      | LOW TIME   |
|-----------------|--|
| Description     | Time of provisional lowest index level (Time in number of nanoseconds since 01/01/1970 UTC). |
| Format          | Epoch Time in Nanoseconds (unsigned integer 64)<br>SBE: unsigned integer 64                  |
| Length          | 8  |
| Possible Values | $0..2^{64}-2$<br>Null value: $2^{64}-1$  |
| Used In         | <a href="#">Index Summary (1011)</a>   |
| User For        | Cash   |

## M

## Main Depositary

| FIELD NAME  | MAIN DEPOSITARY   |
|-------------|---|
| Description | <p>Identifies the default (or main) depository organization of the instrument (between the possible 4 depositories registered) used by priority for the settlement (for example: multi-listed instruments which have several depositories).</p> <p>For Cash Markets this data has to be treated in consideration of the data Depositary List used by the clearing house to determine the relevant system for settling trades. Valid values are the same as for "Depositary List".</p> <p>Valid values are:</p> <ul style="list-style-type: none"> <li>- '00001' – Euroclear France</li> <li>- '00002' – Euroclear Belgium</li> <li>- '00003' – Euroclear Nederland</li> <li>- '00004' – X/N National Bank of Belgium</li> <li>- '00005' – VIF (non-fungible Belgian instruments)</li> <li>- '00006' – Euroclear Bank</li> <li>- '00008' – Physical</li> </ul> |

| FIELD NAME | MAIN DEPOSITORY   |
|------------|---|
|            | <ul style="list-style-type: none"> <li>- '00010' – Interbolsa</li> <li>- '00000' – No depository organization</li> <li>- 'Nulls' – Not significant</li> </ul> |
| Format     | Alphanumerical ID (character)   |
| Length     | 5   |
| Used In    | <a href="#">Standing Data (1007)</a><br><a href="#">Contract Standing Data (1013)</a>   |
| User For   | Cash and Derivatives  |

## Market Data Action Type

| FIELD NAME      | MARKET DATA ACTION TYPE  |
|-----------------|--|
| Description     | Identifies if the order is a New Order, a Deletion, a Modification or a Retransmission.  |
| Format          | Enumerated (unsigned integer 8)  |
| Length          | 1  |
| Possible Values | <ul style="list-style-type: none"> <li>1 New Order</li> <li>2 Deletion of order identified by Previous Priority</li> <li>3 Deletion of all orders for the given instrument (if side is not provided, it means both)</li> <li>4 Modification of existing order Without Loss Of Priority</li> <li>5 Retransmission of all orders for the given instrument</li> <li>6 Modification of existing order With Loss Of Priority</li> <li>7 RFQ Answer creation</li> <li>8 RFQ Answer deletion</li> </ul> Null value: $2^8-1$ |
| Used In         | <a href="#">Order Update (1002)</a><br><a href="#">Long Order Update (1015)</a>  |
| User For        | Cash   |

## Market Data Change Type

| FIELD NAME      | MARKET DATA CHANGE TYPE   |
|-----------------|---|
| Description     | Type of scheduled change.   |
| Format          | Enumerated (unsigned integer 8)   |
| Length          | 1   |
| Possible Values | <ul style="list-style-type: none"> <li>0 Status Change(s)</li> <li>1 Scheduled Event Notification</li> <li>2 Status Change(s) and Scheduled Event Notification</li> </ul> Null value: $2^8-1$ |
| Used In         | <a href="#">Market Status Change (1005)</a>   |
| User For        | Cash and Derivatives  |



## Market Data Price Type

| FIELD NAME      | MARKET DATA PRICE TYPE  |
|-----------------|---|
| Description     | Type of price update (note: 1 to 9 are settlement price type).  |
| Format          | Enumerated (unsigned integer 8)   |
| Length          | 1   |
| Possible Values | 2 Official Daily (Derivatives Only)<br>4 Official Market Close (Derivatives Only)<br>6 Official Expiry (Derivatives Only)<br>7 Provisional Intraday (Derivatives Only)<br>8 Official Intraday (Derivatives Only)<br>9 Official YDSP (Derivatives Only)<br>10 Net Asset Value (+/-) for the instruments eligible to the NAV Trading Facility (Cash Only)<br>12 Adjusted Closing Price (Cash Only)<br>13 Subscription Price (Cash Only)<br>14 Indicative Matching Price (Cash and Derivatives)<br>19 Min Price Out of Session Trades (Cash Only)<br>20 Max Price Out of Session Trades (Cash Only)<br>21 Min Price Out of Session Block Trades (Cash Only)<br>22 Max Price Out of Session Block Trades (Cash Only)<br>23 Valuation Price (Cash Only)<br>24 Fund Subscription (Cash Only)<br>25 Fund Redemption (Cash Only)<br>26 Uncrossing Price (Cash and Derivatives)<br>27 Last Traded Price (Cash and Derivatives)<br>28 Alternative Indicative Price (AIP) (Cash Only)<br>30 Net Asset Value (NAV) (Cash Only)<br>31 External Reference Price (Cash Only)<br>33 Closing Price (Cash Only)<br>41 Life Time Contract Lowest Price<br>42 Life Time Contract Highest Price<br>Null value: $2^{8-1}$ |
| Used In         | <a href="#">Price Update (1003)</a>   |
| User For        | Cash and Derivatives  |

## Market Data Sequence Number

| FIELD NAME      | MARKET DATA SEQUENCE NUMBER   |
|-----------------|---|
| Description     | Assigned by MDG for each message. Each channel has its own Market Data Sequence Number sequence.<br>This sequence will always increment but not by 1 during the day, except for "Health Status" messages that will contain the Market Data Sequence Number of the last message (that is not a "Health Status" message) sent on the channel. |
| Format          | Sequence (unsigned integer 64)  |
| Length          | 8   |
| Possible Values | From 0 to $2^{64-2}$<br>Null value: $2^{64-1}$  |
| Used In         | <a href="#">Start Of Day (1101)</a>   |

| FIELD NAME | MARKET DATA SEQUENCE NUMBER   |
|------------|---|
|            | <a href="#">End Of Day (1102)</a><br><a href="#">Health Status (1103)</a><br><a href="#">Technical Notification (1106)</a><br><a href="#">Standing Data (1007)</a><br><a href="#">Contract Standing Data (1013)</a><br><a href="#">Outright Standing Data (1014)</a><br><a href="#">Strategy Standing Data (1012)</a><br><a href="#">Timetable (1006)</a><br><a href="#">Market Update (1001)</a><br><a href="#">Order Update (1002)</a><br><a href="#">Long Order Update (1015)</a><br><a href="#">Price Update (1003)</a><br><a href="#">Full Trade Information (1004)</a><br><a href="#">Market Status Change (1005)</a><br><a href="#">Statistics (1009)</a><br><a href="#">Real Time Index (1008)</a><br><a href="#">Index Summary (1011)</a><br><a href="#">LIS Package Trade (1016)</a><br><a href="#">BF Instrument Reference( 1201)</a><br><a href="#">BF Instrument Suspension (1204)</a><br><a href="#">BF NAV (1203)</a><br><a href="#">BF Trade (1202)</a> |
| User For   | Cash and Derivatives  |

## Market Data Update Type

| FIELD NAME      | MARKET DATA UPDATE TYPE  |
|-----------------|--|
| Description     | Type of market data update.  |
| Format          | Enumerated (unsigned integer 8)  |
| Length          | 1  |
| Possible Values | 1 Best Bid (Cash and Derivatives)<br>2 Best Offer (Cash and Derivatives)<br>3 New Bid (Cash and Derivatives)<br>4 New Offer (Cash and Derivatives)<br>5 Updated Bid (Cash and Derivatives)<br>6 Updated Offer (Cash and Derivatives)<br>7 <i>Total Traded Volume (Derivatives Only) – Deprecated</i><br>8 Implied Bid (Derivatives Only)<br>9 Implied Offer (Derivatives Only)<br>10 Request for Quote (Cash and Derivatives)<br>11 Request for Quote Bid (Cash Only)<br>12 Request for Size (Cash Only)<br>13 Request for Quote Offer (Cash)<br>14 High Dynamic Collar (Cash Only)<br>15 Low Dynamic Collar (Cash Only)<br>16 New Bid RLP (Retail Liquidity Provider) (Cash Only)<br>17 New Offer RLP (Retail Liquidity Provider) (Cash Only) |

| FIELD NAME | MARKET DATA UPDATE TYPE   |
|------------|---|
|            | 18 Updated Bid RLP (Retail Liquidity Provider) (Cash Only)                  |
|            | 19 Updated Offer RLP (Retail Liquidity Provider) (Cash Only)                |
|            | 20 AVD Trade  |
|            | 24 Conventional Trade (Cash and Derivatives)                                |
|            | 25 Request for Cross (RFC) Queued (Derivatives Only)                        |
|            | 26 Request for Cross (RFC) (Derivatives Only)                               |
|            | 27 Large in Scale (LiS) Trade (Derivatives Only)                            |
|            | 28 Basis Trade (Derivatives Only)   |
|            | 29 Large in Scale (LiS) Package Trade (Derivatives Only) – Deprecated       |
|            | 30 Guaranteed Cross Trade (Cash and Derivatives)                            |
|            | 31 Against Actual Trade (Derivatives Only)                                  |
|            | 32 Asset Allocation Trade (Derivatives Only)                                |
|            | 34 Exchange for Swap Trade (Derivatives Only)                               |
|            | 35 Dark Trade (Cash Only)   |
|            | 36 Exchange for Physical Trade – Cash Leg (Cash Only) – Deprecated          |
|            | 37 Strategy Leg Conventional Trade (Derivatives Only)                       |
|            | 38 Strategy Leg Large in Scale (LiS) Trade (Derivatives Only) – Deprecated  |
|            | 39 Strategy Leg Basis Trade (Derivatives Only) – Deprecated                 |
|            | 40 Strategy Leg Guaranteed Cross Trade (Derivatives Only) – Deprecated      |
|            | 41 Strategy Leg Against Actual Trade (Derivatives Only) – Deprecated        |
|            | 42 Strategy Leg Asset Allocation Trade (Derivatives Only) – Deprecated      |
|            | 44 Strategy Leg Exchange For Swap Trade (Derivatives Only) – Deprecated     |
|            | 45 Strategy Leg Exchange For Physical Trade (Derivatives Only) – Deprecated |
|            | 46 BoB Trade (Cash Only)  |
|            | 48 AtomX Trade (Derivatives Only) – Deprecated                              |
|            | 50 Trade Cancellation (Cash and Derivatives)                                |
|            | 51 Out of Market Trade (Cash Only)  |
|            | 52 Delta Neutral Trade - Underlying Cash Leg (Cash Only)                    |
|            | 53 Delta Neutral Trade - Underlying Future Leg (Derivatives Only)           |
|            | 54 Euronext Fund Service Trade (Cash Only)                                  |
|            | 55 Secondary Listing Trade (Cash Only)                                      |
|            | 56 Request for Cross Trade (Derivatives Only)                               |
|            | 57 Request for Cross Strategy Leg Trade (Derivatives Only)                  |
|            | 58 New Bid With Liquidity Provider (Cash Only)                              |
|            | 59 New Offer With Liquidity Provider (Cash Only)                            |
|            | 60 Updated Bid With Liquidity Provider (Cash Only)                          |
|            | 61 Updated Offer With Liquidity Provider (Cash Only)                        |
|            | 63 Low Static Collar  |
|            | 64 High Static Collar   |
|            | 65 Market VWAP Operation Trade  |
|            | 66 Request for Size Bid (Cash Only)   |
|            | 67 Request for Size Offer (Cash Only)                                       |
|            | 70 Low LP Collar (Cash Only)  |
|            | 71 High LP Collar (Cash Only)   |
|            | 72 ETF-MTF NAV Trade (price in basis points) (Cash Only)                    |
|            | 73 ETF-MTF NAV Dark Trade (price in basis points) (Cash Only)               |
|            | 74 New Bid on Wholesale RFC (Derivatives Only)                              |
|            | 75 New Offer on Wholesale RFC (Derivatives Only)                            |
|            | 76 Updated Bid on Wholesale RFC (Derivatives Only)                          |
|            | 77 Updated Offer on Wholesale RFC (Derivatives Only)                        |

| FIELD NAME | MARKET DATA UPDATE TYPE   |
|------------|---|
|            | 78 Clear Wholesale RFC (Derivatives Only)<br>79 Guaranteed Cross – Negotiated deal NLIQ (Liquid)<br>80 Guaranteed Cross – Negotiated deal OILQ (illiquid)<br>81 Large in Scale (LIS) Trade (Cash)<br>82 Large in Scale (LiS) Trade in basis points (Derivatives Only)<br>83 <i>Large in Scale (LiS) Package Trade in basis points (Derivatives Only) – Deprecated</i><br>84 <i>Strategy Leg Large in Scale (LiS) Trade in basis points (Derivatives Only) – Deprecated</i><br>86 New Bid RFQ Answer<br>87 New Offer RFQ Answer<br>88 Updated Bid RFQ Answer<br>89 Updated Offer RFQ Answer<br>90 Bid Execution Summary<br>91 AQS Expansion Factor (Provided in Price field)<br>92 Collars Expansion Factor (Provided in Price field)<br>93 Collars Enabled<br>94 Collars Disabled<br>95 DCRP Inter-Month Spread<br>96 FSP Reference Price<br>97 Offer Execution Summary<br>98 FSP Triggered<br>99 MidPoint BBO<br>100 Conventional Trade - Provisional price<br>101 High Order Price Control Collar<br>102 Low Order Price Control Collar<br>104 Issuing or Tender Offer Trade (Cash Only)<br>105 RFQ Trade (Cash Only)<br>106 FLIP Spread<br>107 FLIP Reference Price<br>108 Strategy Leg Conventional Trade - Provisional price<br>109 Block Standard Trade<br>110 Block NFC Auction Trade<br>111 Block Historical Trade (not disseminated)<br>254 Clear Book (Cash and Derivatives)<br>Null value: 2^8-1 |
| Used In    | <a href="#">Market Update (1001)</a>  |
| User For   | Cash and Derivatives  |

## Market Model

| FIELD NAME      | MARKET MODEL                              |
|-----------------|---|
| Description     | Market Model identifier.                  |
| Format          | Enumerated (unsigned integer 8)           |
| Length          | 1   |
| Possible Values | 1 Order Driven<br>2 Quote Driven<br>3 IPO |

| FIELD NAME | MARKET MODEL   |
|------------|--|
|            | 4 Primary Market<br>5 RFQ<br>6 Conditional Uncrossing<br>Null value: 2^8-1 |
| Used In    | <a href="#">Standing Data (1007)</a>                                       |
| User For   | Cash   |

## Market Of Reference MIC

| FIELD NAME  | MARKET OF REFERENCE MIC   |
|-------------|---|
| Description | Indicates the instrument Exchange of Reference by its MIC (Market Identification Code according to ISO 10383) (For Future Use). |
| Format      | Alphanumerical ID (character)   |
| Length      | 4   |
| Conditions  | For Declaration Entry (40) message, it is mandatory when Operation Type = '4' or '6'.   |
| Used In     | <a href="#">Full Trade Information (1004)</a><br><a href="#">Standing Data (1007)</a>   |
| User For    | Cash  |

## Maturity Date

| FIELD NAME  | MATURITY DATE  |
|-------------|--|
| Description | Maturity Date of the instrument (text formatted as YYYYMMDD).<br>For contracts with one expiry per month the day component may be "00" (text formatted as YYYYMMDD).<br>For repo (repurchase agreement) it represents the inclusive date until which a lending/borrowing contract can be traded. |
| Format      | Text (character)   |
| Length      | 8  |
| Used In     | <a href="#">Outright Standing Data (1014)</a><br><a href="#">Standing Data (1007)</a><br><a href="#">Strategy Standing Data (1012)</a><br><a href="#">BF Instrument Reference (1201)</a>   |
| User For    | Cash and Derivatives   |

## Maximum Decimals In Quantity

| FIELD NAME  | MAXIMUM DECIMALS IN QUANTITY   |
|-------------|--|
| Description | Maximum Decimals In Quantity was introduced for Euronext Fund Services Paris and indicates the maximum of relevant decimal number for trading. |
| Format      | Numerical (unsigned integer 8)   |
| Length      | 1  |

| FIELD NAME      | MAXIMUM DECIMALS IN QUANTITY                        |
|-----------------|---|
| Possible Values | 0..2 <sup>8-2</sup><br>Null value: 2 <sup>8-1</sup> |
| Used In         | <a href="#">Standing Data (1007)</a>                |
| User For        | Cash  |

## Max Order Amount Call

| FIELD NAME      | MAX ORDER AMOUNT CALL  |
|-----------------|--|
| Description     | Maximum order amount allowed at order entry during a call phase (to be combined with Amount Decimals). |
| Format          | Amount (unsigned integer 64)   |
| Length          | 8  |
| Possible Values | 0..2 <sup>64-2</sup>   |
| Used In         | <a href="#">Standing Data (1007)</a>   |
| User For        | Cash   |

## Max Order Amount Continuous

| FIELD NAME      | MAX ORDER AMOUNT CONTINUOUS  |
|-----------------|--|
| Description     | Maximum order amount allowed at order entry during a continuous phase (to be combined with Amount Decimals). |
| Format          | Amount (unsigned integer 64)   |
| Length          | 8  |
| Possible Values | 0..2 <sup>64-2</sup>   |
| Used In         | <a href="#">Standing Data (1007)</a>   |
| User For        | Cash   |

## Max Order Quantity Call

| FIELD NAME      | MAX ORDER QUANTITY CALL  |
|-----------------|--|
| Description     | Maximum order quantity allowed at order entry during a call phase (to be combined with Quantity Decimals). |
| Format          | Quantity (unsigned integer 64)   |
| Length          | 8  |
| Possible Values | 0..2 <sup>64-2</sup>   |
| Used In         | <a href="#">Standing Data (1007)</a>   |
| User For        | Cash   |

## Max Order Quantity Continuous

| FIELD NAME      | MAX ORDER QUANTITY CONTINUOUS  |
|-----------------|--|
| Description     | Maximum order quantity allowed at order entry during a continuous phase (to be combined with Quantity Decimals). |
| Format          | Quantity (unsigned integer 64)   |
| Length          | 8  |
| Possible Values | 0..2 <sup>64</sup> -2  |
| Used In         | <a href="#">Standing Data (1007)</a>   |
| User For        | Cash   |

## Message Price Notation

| FIELD NAME      | MESSAGE PRICE NOTATION   |
|-----------------|--|
| Description     | This field provides the type of price notation used per message. For TRF and MOC products the value "Price" is used for TAM trading mode, the values "Spread in basis points" and "Spread" are used for TAIC trading mode. |
| Format          | Enumerated (unsigned integer 8)  |
| Length          | 1  |
| Possible Values | 1 Price<br>2 Spread in basis points<br>3 Spread  |
| Conditions      | Currently this functionality is used only for TRF and MOC products. Note that for the TRF products the value "Spread" means "Spread in index point"  |
| Used In         | <a href="#">Full Trade Information (1004)</a>  |
| User For        | Derivatives  |

## MIC

| FIELD NAME  | MIC   |
|-------------|---|
| Description | <p>Identifies the market to which an instrument belongs by its MIC (Market Identification Code), segment MIC and operating MIC according to ISO 10383. It also identifies the trading venue publishing the transaction, which is also the operating MIC.</p> <p>Euronext owns the following MICs:</p> <ul style="list-style-type: none"> <li>- 'ALXA' – ALTERNEXT AMSTERDAM</li> <li>- 'ALXB' – EURONEXT GROWTH BRUSSELS</li> <li>- 'ALXL' – EURONEXT GROWTH LISBON</li> <li>- 'ALXP' – EURONEXT GROWTH PARIS</li> <li>- 'ATFX' – ATFUND MTF</li> <li>- 'BGEM' – BORSA ITALIANA GLOBAL EQUITY MARKET</li> <li>- 'EMTF' – EURO MTF</li> <li>- 'ENXB' – EURONEXT - EASY NEXT</li> <li>- 'ENXL' – EURONEXT ACCESS LISBON</li> <li>- 'ETFP' – ELECTRONIC ETF, ETC/ETN AND OPEN-END FUNDS MARKET</li> <li>- 'ETLX' – EUROTTLX</li> </ul> |

| FIELD NAME | MIC  |
|------------|--|
|            | <ul style="list-style-type: none"> <li>- 'EXGM' - EURONEXT GROWTH MILAN</li> <li>- 'MERK' - MERKUR MARKET</li> <li>- 'MFOX' - EURONEXT - MERCADO DE FUTUROS E OPÇÕES</li> <li>- 'MIVX' - EURONEXT MIV MILAN</li> <li>- 'MLXB' - EURONEXT ACCESS BRUSSELS</li> <li>- 'MOTX' - ELECTRONIC BOND MARKET</li> <li>- 'MTAA' - EURONEXT MILAN</li> <li>- 'MTAH' - EURONEXT MILAN - TRADING AFTER HOURS</li> <li>- 'MTSC' - MTS SPA</li> <li>- 'SEDX' - ELECTRONIC SECURITISED DERIVATIVES MARKET (SEDEX)</li> <li>- 'TNLA' - EURONEXT - TRADED BUT NOT LISTED AMSTERDAM</li> <li>- 'TNLB' - EURONEXT - TRADING FACILITY BRUSSELS</li> <li>- 'VPXB' - EURONEXT - VENTES PUBLIQUES BRUSSELS</li> <li>- 'WQXL' - EURONEXT - MARKET WITHOUT QUOTATIONS LISBON</li> <li>- 'XACD' - EURONEXT ACCESS DUBLIN MARKET</li> <li>- 'XAMC' - EURONEXT AMSTERDAM - MULTI-CURRENCY TRADING</li> <li>- 'XAMS' - EURONEXT - EURONEXT AMSTERDAM</li> <li>- 'XBRD' - EURONEXT - EURONEXT BRUSSELS - DERIVATIVES</li> <li>- 'XBRU' - EURONEXT - EURONEXT BRUSSELS</li> <li>- 'XDMI' - ITALIAN DERIVATIVES MARKET</li> <li>- 'XECO' - EURONEXT OTHER COMMODITY DERIV</li> <li>- 'XESM' - DUBLIN EQUITIES EURONEXT GROWTH</li> <li>- 'XEUC' - EURONEXT COM, COMMODITIES FUTURES AND OPTIONS</li> <li>- 'XEUE' - EURONEXT EQF, EQUITIES AND INDICES DERIVATIVES</li> <li>- 'XEUI' - EURONEXT IRF, INTEREST RATE FUTURE AND OPTIONS</li> <li>- 'XEYE' - GLOBAL EXCHANGE MARKET</li> <li>- 'XLDN' - EURONEXT - EURONEXT LONDON</li> <li>- 'XLIS' - EURONEXT - EURONEXT LISBON</li> <li>- 'XLUX' - LUXEMBOURG STOCK EXCHANGE</li> <li>- 'XMAT' - EURONEXT PARIS MATIF</li> <li>- 'XMLI' - EURONEXT ACCESS PARIS</li> <li>- 'XMON' - EURONEXT PARIS MONEP</li> <li>- 'XMOT' - EXTRAMOT</li> <li>- 'XMSM' - EURONEXT DUBLIN</li> <li>- 'XOAM' - NORDIC ALTERNATIVE BOND MARKET</li> <li>- 'XOAS' - OSLO AXESS</li> <li>- 'XOBD' - OSLO BORS ASA - DERIVATIVES MARKET</li> <li>- 'XOSL' - OSLO BORS ASA</li> <li>- 'XOTH' - Others - This MIC is not registered. It is use for testing purpose in both p-EUA and Production.</li> <li>- 'XPAR' - EURONEXT - EURONEXT PARIS</li> <li>- 'XPMC' - EURONEXT PARIS - MULTI-CURRENCY TRADING</li> <li>- 'XSPM' - EURONEXT STRUCTURED PRODUCTS MTF</li> </ul> <p><b>Specific MIC for APA use only</b></p> <ul style="list-style-type: none"> <li>- 'AFSI' - AFS - OTF - INTEREST RATE DERIVATIVES</li> <li>- 'AFSO' - AFS - OTF - BONDS</li> <li>- 'AFSL' - AFS - OTF - STRUCTURED PRODUCTS</li> <li>- 'AFSX' - AFS - OTF - FX FORWARDS</li> <li>- 'SINT' - Systematic INTERNALISER (This is a tag not in the ISO)</li> </ul> |



| FIELD NAME | MIC  |
|------------|--|
|            | - 'XOFF' – OTC- TRANSACTIONS – LISTED INSTRUMENTS<br>- 'XXXX' – OTC TRANSACTION – UNLISTED INSTRUMENTS.  |
| Format     | Alphanumerical ID (character)  |
| Length     | 4  |
| Conditions | For MiFID Declaration Trade Entry (40) message, the Symbol Index or MIC - ISIN - Currency must be specified. If both Symbol Index and MIC - ISIN - Currency are populated, MIC - ISIN - Currency will be ignored and only the Symbol Index will be taken into consideration. |
| Used In    | <a href="#">Contract Standing Data (1013)</a><br><a href="#">Standing Data (1007)</a><br><a href="#">BF Instrument Reference (1201)</a><br><a href="#">Full Trade Information (1004)</a>   |
| User For   | Cash and Derivatives   |

## MIC List

| FIELD NAME  | MIC LIST   |
|-------------|--|
| Description | Identifies the Euronext markets on which an instrument is listed by its MIC (Market Identification Code).<br>For an instrument listed on a single Euronext market, the listing MIC code is the same than "Market Identification Code (MIC) of the listed instrument" For an instrument listed on several Euronext Markets:<br><ul style="list-style-type: none"> <li>- The first MIC is the same than the "Market Identification Code (MIC) of the listed instrument"</li> <li>- The others MIC indicate the other listing places</li> </ul> |
| Format      | Alphanumerical ID (character)  |
| Length      | 20   |
| Used In     | <a href="#">Standing Data (1007)</a>   |

## MIFID II Liquid Flag

| FIELD NAME      | MIFID II LIQUID FLAG  |
|-----------------|---|
| Description     | Defines if a contract is to be considered as liquid under EU MIFID II and onshored UK Regulation. |
| Format          | Boolean (unsigned integer 8)  |
| Length          | 1   |
| Possible Values | From 0 to 2 <sup>8-2</sup>  |
| Used In         | <a href="#">Contract Standing Data (1013)</a>   |
| User For        | Derivatives   |

## MiFID Clearing Flag

| FIELD NAME  | MIFID CLEARING FLAG  |
|-------------|--|
| Description | Code to identify whether the transaction will be cleared.<br>- 'true': Transaction to be cleared.<br>- 'false': Transaction not to be cleared. |
| Format      | Text (character)   |
| Length      | 5  |
| Used In     | <a href="#">Full Trade Information (1004)</a>  |
| User For    | Derivatives  |

## MiFID Currency

| FIELD NAME  | MIFID CURRENCY   |
|-------------|--|
| Description | Currency in which the price is expressed (applicable if the price is expressed as monetary value) following ISO 4217 standard. |
| Format      | Alphanumerical ID (character)  |
| Length      | 3  |
| Used In     | <a href="#">Full Trade Information (1004)</a>  |
| User For    | Cash and Derivatives   |

## MiFID Execution ID

| FIELD NAME  | MIFID EXECUTION ID  |
|-------------|---|
| Description | This field is relevant only for trades on Optiq Wholesales Facility. It is composed of contract symbol index and LIS Transaction ID enabling to map the transaction in <b>Full Trade Information</b> (1004) message with its structure at component level in <b>LIS Package Trade</b> (1016). |
| Format      | Alphanumerical ID (character)   |
| Length      | 52  |
| Used In     | <a href="#">Full Trade Information (1004)</a><br><a href="#">LIS Package Trade (1016)</a>   |
| User For    | Derivatives   |

## MiFID Instrument ID

| FIELD NAME  | MIFID INSTRUMENT ID  |
|-------------|--|
| Description | Code used to identify the financial instrument. This code has to be processed with the MiFID Instrument ID Type. |
| Format      | Alphanumerical ID (character)  |
| Length      | 12   |

| FIELD NAME | MIFID INSTRUMENT ID                           |
|------------|---|
| Used In    | <a href="#">Full Trade Information (1004)</a> |
| User For   | Cash and Derivatives                          |

## MiFID Instrument ID Type

| FIELD NAME  | MIFID INSTRUMENT ID TYPE   |
|-------------|--|
| Description | Code type used to identify the financial instrument.<br>Possible values:<br>- 'ISIN' = ISIN code, where ISIN is available.<br>- 'OTHR' = other identifier. |
| Format      | Text (character)   |
| Length      | 4  |
| Used In     | <a href="#">Full Trade Information (1004)</a>  |
| User For    | Cash and Derivatives   |

## MiFID Notional Amount

| FIELD NAME  | MIFID NOTIONAL AMOUNT  |
|-------------|--|
| Description | Nominal amount or notional amount.<br>For spread bets, the notional amount shall be the monetary value wagered per point movement in the underlying financial instrument.<br>For credit default swaps, it shall be the notional amount for which the protection is acquired or disposed of.<br>For futures on bonds, the notional amount is divided by 100 as the price of these contracts is expressed in "Percentage of Par Value".<br>Possible values:<br>- Maximum of 18 digits with a maximum of 5 decimals.<br>Note: Decimal separator is '.' (full stop). |
| Format      | Text (character)   |
| Length      | 20   |
| Conditions  | For MiFID Declaration Trade Entry (40) message, it is mandatory for APA (i.e. when ARM APA Indicator = '2' or '3'). For all financial instruments except in the cases described under Article 11(1) letters (a) and (b) of ESMA and onshored UK Regulation RTS 2.  |
| Used In     | <a href="#">Full Trade Information (1004)</a>  |
| User For    | Cash and Derivatives   |

## MiFID Price

| FIELD NAME  | MIFID PRICE   |
|-------------|---|
| Description | Traded price of the transaction excluding, where applicable, commission and accrued interest. |

| FIELD NAME | MIFID PRICE   |
|------------|---|
|            | <p>Where price is reported in monetary terms, it shall be provided in the major currency unit.</p> <p>Where price is not applicable the field shall not be populated.</p> <p>Possible values:</p> <ul style="list-style-type: none"> <li>- For price expressed as monetary value: maximum of 18 digits with a maximum of 13 decimals.</li> <li>- For price expressed as percentage or yield: maximum of 11 digits with a maximum of 10 decimals.</li> </ul> <p>Note 1: Decimal separator is '.' (full stop).</p> <p>Note 2: Negative numbers are prefixed with '-' (minus).</p> <p>Note 3: Where applicable, values shall be rounded and not truncated.</p> |
| Format     | Text (character)  |
| Length     | 20  |
| Used In    | <a href="#">Full Trade Information (1004)</a>   |
| User For   | Cash and Derivatives  |

## MiFID Price Notation

| FIELD NAME  | MIFID PRICE NOTATION  |
|-------------|---|
| Description | <p>Indication as to whether the price is expressed in monetary value, in percentage or in yield.</p> <p>Possible values:</p> <ul style="list-style-type: none"> <li>'MONE' – Monetary value</li> <li>'PERC' – Percentage</li> <li>'YIEL' – Yield</li> <li>'BAPO' – Basis points.</li> </ul> |
| Format      | Text (character)  |
| Length      | 4   |
| Conditions  | For MiFID Declaration Trade Entry (40) message, it is mandatory for APA (i.e. when ARM APA Indicator = '2' or '3').   |
| Used In     | <a href="#">Full Trade Information (1004)</a><br><a href="#">BF Instrument Reference (1201)</a><br><a href="#">BF Trade (1202)</a>  |
| User For    | Cash and Derivatives  |

## MiFID Qty in Measurement Unit Notation

| FIELD NAME  | MIFID QTY IN MEASUREMENT UNIT NOTATION   |
|-------------|--|
| Description | <p>Indication of measurement units in which the quantity in measurement unit is expressed.</p> <p>Possible values:</p> <ul style="list-style-type: none"> <li>'TOCD' – tons of carbon dioxide equivalent, for any contract related to emission allowances</li> <li>'TONE' – metric tonnes</li> <li>'MWHO' – megawatt hours</li> <li>'MBTU' – one million British thermal unit</li> </ul> |

| FIELD NAME | MIFID QTY IN MEASUREMENT UNIT NOTATION  |
|------------|---|
|            | 'THMS' – Therms<br>'DAYS' – days<br>Or<br>{ALPHANUM-25} otherwise.  |
| Format     | Text (character)  |
| Length     | 25  |
| Conditions | For MiFID Declaration Trade Entry (40) message, it is only applicable for APA (i.e. when ARM APA Indicator = '2' or '3'). For commodity derivatives, emission allowance derivatives and emission allowances except in the cases described under Article 11(1) letters (a) and (b) of ESMA and onshored UK Regulation RTS 2. |
| Used In    | <a href="#">Full Trade Information (1004)</a>   |
| User For   | Cash and Derivatives  |

## MiFID Quantity

| FIELD NAME  | MIFID QUANTITY  |
|-------------|---|
| Description | Number of units of the financial instrument. The nominal or monetary value of the financial instrument.<br>Possible values:<br>- For quantity expressed as number of units: maximum of 18 digits with a maximum of 17 decimals.<br>- For quantity expressed as monetary or nominal value: maximum of 18 digits with a maximum of 5 decimals.<br>Note 1: Decimal separator is '.' (full stop). |
| Format      | Text (character)  |
| Length      | 20  |
| Used In     | <a href="#">Full Trade Information (1004)</a>   |
| User For    | Cash and Derivatives  |

## MiFID Quantity Measurement Unit

| FIELD NAME  | MIFID QUANTITY MEASUREMENT UNIT   |
|-------------|---|
| Description | The equivalent amount of commodity or emission allowance traded expressed in measurement unit<br>Possible values:<br>- For quantity expressed as number of units: maximum of 18 digits with a maximum of 17 decimals.<br>Note: Decimal separator is '.' (full stop).  |
| Format      | Text (character)  |
| Length      | 20  |
| Conditions  | For MiFID Declaration Trade Entry (40) message, it is only applicable for APA (i.e. when ARM APA Indicator = '2' or '3'). For commodity derivatives, emission allowance derivatives and emission allowances except in the cases described under Article 11(1) letters (a) and (b) of ESMA and onshored UK Regulation RTS 2. |
| Used In     | <a href="#">Full Trade Information (1004)</a>   |

| FIELD NAME | MIFID QUANTITY MEASUREMENT UNIT |
|------------|---------------------------------|
|            |                                 |
| User For   | Cash and Derivatives            |

## MiFID Transaction ID

| FIELD NAME      | MIFID TRANSACTION ID  |
|-----------------|---|
| Description     | <p>MiFID Transaction Identification Code is a unique reported trade identifier. It is composed of:</p> <ul style="list-style-type: none"> <li>- Euronext APA MIC (4 char): 'XAPA';</li> <li>- Euronext venue (Y) or not (N)(1 char) = 'N';</li> <li>- Transaction Identifier (30 char) = '000408227570310605339900000653';</li> <li>- Trading Date (8 Char AAAAMMJJ) = '20180220'.</li> </ul> <p>The above example will give us this MiFID Transaction Id (padded with '\0'):<br/>"XAPAN00040822757031060533990000065320180220"</p> |
| Format          | Alphanumerical ID (character)   |
| Length          | 52  |
| Possible Values | (See field description)   |
| Used In         | <a href="#">BF NAV (1203)</a><br><a href="#">BF Trade (1202)</a>  |
| User For        | Cash and Derivatives  |

## Minimum Amount

| FIELD NAME      | MINIMUM AMOUNT  |
|-----------------|---|
| Description     | <p>Minimum amount a bond can be bought.<br/>To be interpreted in conjunction with Price/Index Level Decimals.</p> |
| Format          | Price (signed integer 64)   |
| Length          | 8   |
| Possible Values | From $-2^{63}-1$ to $2^{63}-1$  |
| Used In         | <a href="#">BF Instrument Reference 1201)</a>   |
| User For        | Cash  |

## Missing Price

| FIELD NAME  | MISSING PRICE  |
|-------------|--|
| Description | <p>Defines the reason why Price is not available.<br/>Possible values:</p> <ul style="list-style-type: none"> <li>- 'PNDG': Price is Currently Not Available but Pending</li> <li>- 'NOAP': Price is Not Applicable</li> </ul> |
| Format      | Text (character)   |
| Length      | 4  |

| FIELD NAME | MISSING PRICE                                 |
|------------|---|
| Used In    | <a href="#">Full Trade Information (1004)</a> |
| User For   | Cash and Derivatives                          |

## MM Protections

| FIELD NAME      | MM PROTECTIONS  |
|-----------------|---|
| Description     | Indicates allowed MM Protection type on the contract.(0: Disabled ; 1: Enabled) |
| Format          | Bitmap (unsigned integer 8)   |
| Length          | 1   |
| Possible Values | 0     Delta<br>1     Volume<br>Null value: 2^8-1<br>Default value: 0            |
| Used In         | <a href="#">Contract Standing Data (1013)</a>                                   |
| User For        | Derivatives   |

## MMT Agency Cross Trade Indicator

| FIELD NAME  | MMT AGENCY CROSS TRADE INDICATOR   |
|-------------|--|
| Description | Defines the agency cross trade indicator following MMT level 3.3. This field is technically optional for backward compatibility but is functionally mandatory.<br>Possible values:<br>- 'ACTX': Agency Cross Trade<br>- '-': No Agency Cross Trade |
| Format      | Text (character)   |
| Length      | 4  |
| Used In     | <a href="#">Full Trade Information (1004)</a><br><a href="#">BF Trade (1202)</a>   |
| User For    | Cash and Derivatives   |

## MMT Algorithmic Indicator

| FIELD NAME  | MMT ALGORITHMIC INDICATOR   |
|-------------|---|
| Description | Defines the algorithmic indicator following MMT level 3.9. This field is technically optional for backward compatibility but is functionally mandatory.<br>Possible values:<br>- 'ALGO': Algorithmic Trade<br>- '-': No Algorithmic Trade |
| Format      | Text (character)  |
| Length      | 4   |
| Used In     | <a href="#">Full Trade Information (1004)</a>   |
| User For    | Cash  |

## MMT Benchmark Indicator

| FIELD NAME  | MMT BENCHMARK INDICATOR  |
|-------------|--|
| Description | Defines the benchmark indicator or the reference price indicator following MMT level 3.5. This field is technically optional for backward compatibility but is functionally mandatory.<br>Possible values:<br>- 'BENC': Benchmark Trade<br>- 'RFPT': Reference Price Trade<br>- '-': No Benchmark or Reference Price Trade |
| Format      | Text (character)   |
| Length      | 4  |
| Used In     | <a href="#">Full Trade Information (1004)</a><br><a href="#">BF Trade (1202)</a>   |
| User For    | Cash and Derivatives   |

## MMT Contingent Transaction Indicator

| FIELD NAME  | MMT CONTINGENT TRANSACTION INDICATOR   |
|-------------|--|
| Description | Defines a transaction where all the components of the trade are meant to be executed as a single lot following MMT level 3.12. This field is technically optional for backward compatibility but is functionally mandatory.<br>Possible values:<br>- 'CONT': Contingent Trade<br>- '-': Not a Contingent Trade |
| Format      | Text (character)   |
| Length      | 4  |
| Used In     | <a href="#">Full Trade Information (1004)</a>  |
| User For    | Cash   |

## MMT Contribution to Price

| FIELD NAME  | MMT CONTRIBUTION TO PRICE  |
|-------------|--|
| Description | Defines the contribution to price or the price discovery process following MMT level 3.8. This field is technically optional for backward compatibility but is functionally mandatory.<br>Possible values:<br>- 'P': Plain-Vanilla Trade<br>- 'NPFT': Non-Price Forming Trade (formerly known as the Technical Trade)<br>- 'PNDG': Price is Currently Not Available but Pending<br>- 'NOAP': Price Is Not Applicable |
| Format      | Text (character)   |
| Length      | 4  |
| Used In     | <a href="#">Full Trade Information (1004)</a>  |
| User For    | Cash and Derivatives   |



## MMT Duplicative Indicator

| FIELD NAME  | MMT DUPLICATIVE INDICATOR  |
|-------------|--|
| Description | Defines the duplicative indicator following MMT level 5.<br>Possible values:<br>- 'DUPL': Duplicative Trade Report (reported to more than one APA)<br>- '-': Unique Trade Report |
| Format      | Text (character)   |
| Length      | 4  |
| Used In     | <a href="#">Full Trade Information (1004)</a> ( <i>Depreciated</i> )   |
| User For    | Cash   |

## MMT Market Mechanism

| FIELD NAME      | MMT MARKET MECHANISM  |
|-----------------|---|
| Description     | Defines the fundamental functional market mechanism that has facilitated the trade following MMT level 1. This field is technically optional for backward compatibility but is functionally mandatory.  |
| Format          | Enumerated (unsigned integer 8)   |
| Length          | 1   |
| Possible Values | 1 Central Limit Order Book<br>2 Quote Driven Market<br>3 Dark Order Book<br>4 Off Book (including Voice or Messaging Trading)<br>5 Periodic Auction (= Uncrossing)<br>6 Request for Quotes<br>8 Hybrid System<br>9 Any Other, Excluding Hybrid<br>Null value: 2 <sup>8</sup> -1 |
| Used In         | <a href="#">Full Trade Information (1004)</a>   |
| User For        | Cash and Derivatives  |

## MMT Modification Indicator

| FIELD NAME  | MMT MODIFICATION INDICATOR  |
|-------------|---|
| Description | Defines the modification indicator following MMT level 3.4. This field is technically optional for backward compatibility but is functionally mandatory.<br>Possible values:<br>- 'CANC': Trade Cancellation<br>- 'AMND': Trade Amendment<br>- '-': New Trade |
| Format      | Text (character)  |
| Length      | 4   |
| Used In     | <a href="#">Full Trade Information (1004)</a><br><a href="#">BF Trade (1202)</a>  |
| User For    | Cash and Derivatives  |

## MMT Negotiation Indicator

| FIELD NAME  | MMT NEGOTIATION INDICATOR   |
|-------------|---|
| Description | Defines the negotiation indicator or pre-trade transparency waiver following MMT level 3.2. This field is technically optional for backward compatibility but is functionally mandatory.<br>Possible values:<br>- 'N': Negotiated Trade<br>- 'NLIQ': Negotiated Trade in Liquid Financial Instruments<br>- 'OILQ': Negotiated Trade in Illiquid Financial Instruments<br>- 'PRIC': Negotiated Trade Subject to Conditions Other Than The Current Market Price<br>- 'ILQD': Pre-Trade Transparency Waiver for illiquid instrument on an Side<br>- '-': No Negotiated Trade |
| Format      | Text (character)  |
| Length      | 4   |
| Used In     | <a href="#">Full Trade Information (1004)</a>   |
| User For    | Cash  |

## MMT Off Book Automated Indicator

| FIELD NAME      | MMT OFF BOOK AUTOMATED INDICATOR   |
|-----------------|--|
| Description     | Defines the off book automated indicator following MMT level 3.7. This field is technically optional for backward compatibility but is functionally mandatory. |
| Format          | Enumerated (character)   |
| Length          | 1  |
| Possible Values | M Off Book Non-Automated<br>Q Off Book Automated<br>- (Hyphen) Unspecified or does not apply   |
| Used In         | <a href="#">Full Trade Information (1004)</a>  |
| User For        | Cash and Derivatives   |

## MMT Portfolio Transaction Indicator

| FIELD NAME  | MMT PORTFOLIO TRANSACTION INDICATOR   |
|-------------|---|
| Description | Defines if the transaction is part of a portfolio trade following MMT level 3.11. This field is technically optional for backward compatibility but is functionally mandatory.<br>Possible values:<br>- 'PORT': Portfolio Trade<br>- '-': Not a Portfolio Trade |
| Format      | Text (character)  |
| Length      | 4   |
| Used In     | <a href="#">Full Trade Information (1004)</a>   |
| User For    | Cash and Derivatives  |

## MMT Post Trade Deferral

| FIELD NAME  | MMT POST TRADE DEFERRAL   |
|-------------|---|
| Description | <p>Defines the post trade deferral or enrichment type following MMT level 4.2. This field is technically optional for backward compatibility but is functionally mandatory.</p> <p>Possible values for the original trade:</p> <ul style="list-style-type: none"> <li>- 'LMTF': Limited Details Trade</li> <li>- 'DATF': Daily Aggregated Trade</li> <li>- 'VOLO': Volume Omission Trade</li> <li>- 'FWAF': Four Weeks Aggregation Trade</li> <li>- 'IDAF': Indefinite Aggregation Trade</li> <li>- 'VOLW': Volume Omission Trade, Eligible for Subsequent Enrichment in Aggregated Form</li> </ul> <p>Possible values for the subsequent enrichment trade:</p> <ul style="list-style-type: none"> <li>- 'FULF': Full Details of Earlier "Limited Details Trade (LMTF)"</li> <li>- 'FULA': Full Details of Earlier "Daily Aggregated Trade (DATF)"</li> <li>- 'FULV': Full Details of Earlier "Volume Omission Trade (VOLO)"</li> <li>- 'FULJ': Full Details of Earlier "Four Weeks Aggregation Trade (FWAF)"</li> <li>- 'COAF': Full Details in Aggregated Form of Earlier "Volume Omission Trade, Eligible for Subsequent Enrichment in Aggregated Form (VOLW)"</li> </ul> <p>Possible values if neither apply:</p> <ul style="list-style-type: none"> <li>- '-': Not Applicable / No Relevant Deferral or Enrichment Type</li> </ul> |
| Format      | Text (character)  |
| Length      | 4   |
| Used In     | <a href="#">Full Trade Information (1004)</a>   |
| User For    | Cash and Derivatives  |

## MMT Pre-Trade Transparency Waiver Related to Size and Scale

| FIELD NAME  | MMT PRE-TRADE TRANSPARENCY WAIVER RELATED TO SIZE AND SCALE   |
|-------------|---|
| Description | <p>Defines the pre-trade transparency waiver related to the size following MMT level 3.10. This field is technically optional for backward compatibility but is functionally mandatory.</p> <p>Possible values:</p> <ul style="list-style-type: none"> <li>- 'SIZE': Pre-trade Transparency Waiver for Above Standard Market Size on an SI</li> <li>- '-': No Application of a Pre-Trade Transparency Waiver for Above Standard Market Size on an SI</li> </ul> |
| Format      | Text (character)  |
| Length      | 4   |
| Used In     | <a href="#">Full Trade Information (1004)</a>   |
| User For    | Cash  |

## MMT Publication Mode

| FIELD NAME  | MMT PUBLICATION MODE  |
|-------------|---|
| Description | <p>Defines the publication mode or post-trade deferral reason following MMT level 4.1.</p> <p>Possible values:</p> <ul style="list-style-type: none"> <li>- '-': Immediate Publication</li> <li>- '1': Non-Immediate Publication</li> </ul> |

| FIELD NAME | MMT PUBLICATION MODE   |
|------------|--|
|            | - 'LRGS': Non-Immediate Publication: Deferral for "Large in Scale" |
| Format     | Text (character)   |
| Length     | 4  |
| Used In    | <a href="#">Full Trade Information (1004)</a>                      |
| User For   | Cash and Derivatives   |

## MMT Publication Mode Illiquid

| FIELD NAME  | MMT PUBLICATION MODE ILLIQUID   |
|-------------|---|
| Description | Defines if the post-trade deferral is due to liquidity reason following MMT level 4.3. This field is technically optional for backward compatibility but is functionally mandatory.<br>Possible values:<br>- 'ILQD': Non-Immediate Publication: Deferral for "Illiquid Instrument"<br>- '-': No Application of Deferral for "Illiquid Instrument" |
| Format      | Text (character)  |
| Length      | 4   |
| Used In     | <a href="#">Full Trade Information (1004)</a>   |
| User For    | Cash and Derivatives  |

## MMT Publication Mode Size Specific

| FIELD NAME  | MMT PUBLICATION MODE SIZE SPECIFIC  |
|-------------|---|
| Description | Defines if the post-trade deferral is due to size specific reason following MMT level 4.4. This field is technically optional for backward compatibility but is functionally mandatory.<br>Possible values:<br>- 'SIZE': Non-Immediate Publication: Deferral for "Size Specific"<br>- '-': No Application of Deferral for "Size Specific" |
| Format      | Text (character)  |
| Length      | 4   |
| Used In     | <a href="#">Full Trade Information (1004)</a>   |
| User For    | Cash and Derivatives  |

## MMT Special Dividend Indicator

| FIELD NAME  | MMT SPECIAL DIVIDEND INDICATOR   |
|-------------|--|
| Description | Defines the special dividend indicator following MMT level 3.6. This field is technically optional for backward compatibility but is functionally mandatory.<br>Possible values:<br>- 'SDIV': Special Dividend Trade<br>- '-': No Special Dividend Trade |
| Format      | Text (character)   |
| Length      | 4  |
| Used In     | <a href="#">Full Trade Information (1004)</a><br><a href="#">BF Trade (1202)</a>   |

| FIELD NAME | MMT SPECIAL DIVIDEND INDICATOR |
|------------|--------------------------------|
| User For   | Cash                           |

## MMT Trading Mode

| FIELD NAME      | MMT TRADING MODE  |
|-----------------|---|
| Description     | Differentiates transactions by defining the trading mode under which the trade was executed following MMT level 2. This field is technically optional for backward compatibility but is functionally mandatory.   |
| Format          | Enumerated (character)  |
| Length          | 1   |
| Possible Values | 1 Undefined Auction (= Uncrossing)<br>2 Continuous Trading<br>3 At Market Close Trading<br>4 Out of Main Session Trading<br>5 Trade Reporting (On Exchange)<br>6 Trade Reporting (Off Exchange)<br>7 Trade Reporting (Systematic Internaliser)<br>I Scheduled Intraday Auction (= Uncrossing)<br>K Scheduled Closing Auction (= Uncrossing)<br>O Scheduled Opening Auction (= Uncrossing)<br>U Unscheduled Auction (= Uncrossing)<br>P On Demand Auction (Frequent Batched Auction) |
| Used In         | <a href="#">Full Trade Information (1004)</a><br><a href="#">BF Trade (1202)</a>  |
| User For        | Cash and Derivatives  |

## MMT Transaction Category

| FIELD NAME  | MMT TRANSACTION CATEGORY   |
|-------------|--|
| Description | Defines the transaction category following MMT level 3.1. This field is technically optional for backward compatibility but is functionally mandatory.<br>Possible values:<br>- 'D': Dark Trade<br>- 'RPRI': Trade that has Received Price Improvement<br>- 'TPAC': Package Trade (excluding Exchange for Physicals)<br>- 'XFPH': Exchange for Physicals Trade<br>- '-': None apply (a standard trade for the Market Mechanism and Trading Mode) |
| Format      | Text (character)   |
| Length      | 4  |
| Used In     | <a href="#">Full Trade Information (1004)</a>  |
| User For    | Cash and Derivatives   |

## Mnemonic

| FIELD NAME  | MNEMONIC   |
|-------------|--|
| Description | Mnemonic code of the instrument. This field is not populated for every instrument. |
| Format      | Alphanumerical ID (character)  |
| Length      | 5  |
| Used In     | <a href="#">Standing Data (1007)</a>   |
| User For    | Cash   |

## Mother Stock ISIN

| FIELD NAME  | MOTHER STOCK ISIN   |
|-------------|---|
| Description | ISIN Code of the index underlying of the TRF contract, or the underlying stock of a Single Stock Dividend Future Contract |
| Format      | Text (character)  |
| Length      | 12  |
| Used In     | <a href="#">Contract Standing Data (1013)</a>   |
| User For    | Derivatives   |

## N

### NAV Bid Price

| FIELD NAME      | NAV BID PRICE                  |
|-----------------|--------------------------------|
| Description     | Net Asset Value bid price.     |
| Format          | Price (signed integer 64)      |
| Length          | 8                              |
| Possible Values | From $-2^{63}-1$ to $2^{63}-1$ |
| Used In         | <a href="#">BF NAV (1203)</a>  |
| User For        | Cash                           |

### NAV Offer Price

| FIELD NAME      | NAV OFFER PRICE                |
|-----------------|--------------------------------|
| Description     | Net Asset Value offer price.   |
| Format          | Price (signed integer 64)      |
| Length          | 8                              |
| Possible Values | From $-2^{63}-1$ to $2^{63}-1$ |
| Used In         | <a href="#">BF NAV (1203)</a>  |

| FIELD NAME | NAV OFFER PRICE |
|------------|-----------------|
| User For   | Cash            |

## NAV Price

| FIELD NAME      | NAV PRICE                      |
|-----------------|--------------------------------|
| Description     | NAV Price                      |
| Format          | Price (signed integer 64)      |
| Length          | 8                              |
| Possible Values | From $-2^{63}-1$ to $2^{63}-1$ |
| Used In         | <a href="#">BF NAV (1203)</a>  |
| User For        | Cash                           |

## Next Meeting

| FIELD NAME      | NEXT MEETING   |
|-----------------|--|
| Description     | Date of next general meeting, or any free-formatted information related to next meeting. |
| Format          | Text (character)   |
| Length          | 8  |
| Possible Values | (See field description)  |
| Used In         | <a href="#">BF Instrument Reference (1201)</a>   |
| User For        | Cash   |

## Nominal Currency

| FIELD NAME  | NOMINAL CURRENCY                            |
|-------------|---|
| Description | Code of the nominal currency (ISO 4217-3A). |
| Format      | Alphanumerical ID (character)               |
| Length      | 3   |
| Used In     | <a href="#">Standing Data (1007)</a>        |
| User For    | Cash  |

## Notional Amount Traded

| FIELD NAME  | NOTIONAL AMOUNT TRADED     |
|-------------|----------------------------|
| Description | Whole amount of the trade. |
| Format      | Amount (signed integer 64) |
| Length      | 8                          |

| FIELD NAME      | NOTIONAL AMOUNT TRADED          |
|-----------------|---------------------------------|
| Possible Values | From $-2^{63}-1$ to $2^{63}-1$  |
| Used In         | <a href="#">BF Trade (1202)</a> |
| User For        | Cash                            |

## Notional Currency

| FIELD NAME  | NOTIONAL CURRENCY   |
|-------------|---|
| Description | Currency in which the notional is denominated following ISO 4217 standard.  |
| Format      | Alphanumerical ID (character)   |
| Length      | 3   |
| Conditions  | For MiFID Declaration Trade Entry (40) message, it is mandatory for APA (i.e. when ARM APA Indicator = '2' or '3'). For all financial instruments except in the cases described under Article 11(1) letters (a) and (b) of ESMA and onshored UK Regulation RTS 2. |
| Used In     | <a href="#">Full Trade Information (1004)</a>   |
| User For    | Cash  |

## Number Instrument Circulating

| FIELD NAME      | NUMBER INSTRUMENT CIRCULATING  |
|-----------------|--|
| Description     | For stocks: this is the total number of shares issued by the company. For Fix Income: this is the number of Fix Income still to be repaid. |
| Format          | Quantity (unsigned integer 64)   |
| Length          | 8  |
| Possible Values | $0..2^{64}-2$<br>Null value: $2^{64}-1$  |
| Used In         | <a href="#">Standing Data (1007)</a>   |
| User For        | Cash   |

## Number Of Orders

| FIELD NAME      | NUMBER OF ORDERS                             |
|-----------------|--|
| Description     | Number of orders at the current price limit. |
| Format          | Numerical (unsigned integer 16)              |
| Length          | 2  |
| Possible Values | $0..2^{16}-2$<br>Null value: $2^{16}-1$      |
| Used In         | <a href="#">Market Update (1001)</a>         |
| User For        | Cash and Derivatives                         |



## Number Of Traded Instruments in Index

| FIELD NAME      | NUMBER OF TRADED INSTRUMENTS IN INDEX                   |
|-----------------|---|
| Description     | Number of traded instruments in the index.              |
| Format          | Quantity (unsigned integer 16)                          |
| Length          | 2   |
| Possible Values | 0..2 <sup>16</sup> -2<br>Null value: 2 <sup>16</sup> -1 |
| Used In         | <a href="#">Real Time Index (1008)</a>                  |
| User For        | Cash  |

## O

### Offer Px

| FIELD NAME      | OFFER PRICE  |
|-----------------|--|
| Description     | Quote offer price, (To be calculated with Price/Index Level Decimals). |
| Format          | Quote offer price (to be calculated with Price/Index Level Decimals).  |
| Length          | 8  |
| Possible Values | From -2 <sup>63</sup> -1 to 2 <sup>63</sup> -1                         |
| Used In         | <a href="#">BF Trade (1202)</a>  |
| User For        | Cash and Derivatives   |

### Opened/Closed Fund

| FIELD NAME      | OPENED/CLOSED FUND                             |
|-----------------|--|
| Description     | Indicates whether the fund is open or closed.  |
| Format          | Enumerated (character)                         |
| Length          | 1  |
| Possible Values | O    Open<br>C    Closed                       |
| Used In         | <a href="#">BF Instrument Reference (1201)</a> |
| User For        | Cash   |

### Opening Level

| FIELD NAME  | OPENING LEVEL   |
|-------------|---|
| Description | Official Opening Index Level. This level corresponds to the Index Level Type 1 of the Real Time Index (1008) of the corresponding index (to be calculated with the Price/Index Level Decimals). |
| Format      | Price (signed integer 64)   |
| Length      | 8   |

| FIELD NAME      | OPENING LEVEL   |
|-----------------|---|
| Possible Values | -2 <sup>63</sup> +1..2 <sup>63</sup> -1<br>Null value: -2 <sup>63</sup> |
| Used In         | <a href="#">Index Summary (1011)</a>                                    |
| User For        | Cash  |

## Opening Time

| FIELD NAME      | OPENING TIME   |
|-----------------|--|
| Description     | Time of Official Opening level (Time in number of nanoseconds since 01/01/1970 UTC). |
| Format          | Epoch Time in Nanoseconds (unsigned integer 64)<br>SBE: unsigned integer 64          |
| Length          | 8  |
| Possible Values | 0..2 <sup>64</sup> -2<br>Null value: 2 <sup>64</sup> -1                              |
| Used In         | <a href="#">Index Summary (1011)</a>   |
| User For        | Cash   |

## Optiq Segment

| FIELD NAME      | OPTIQ SEGMENT   |
|-----------------|---|
| Description     | An Optiq segment is a universe of instruments sharing common trading properties. Instruments have the flexibility to be moved from one partition to another within an Optiq segment.  |
| Format          | Enumerated (unsigned integer 8)   |
| Length          | 1   |
| Possible Values | 1 Equities<br>2 Funds<br>3 Fixed Income<br>4 Warrants and Certificates<br>5 Bourse de Luxembourg<br>6 Financial Options<br>7 Financial Futures<br>8 Commodity Derivatives<br>9 Indices<br>10 Trade Reporting and Publication<br>14 Block<br>11 Index Derivatives<br>12 Equity Derivatives<br>15 Forex<br>16 ISE Bonds and Funds Feed<br>Null value: 2 <sup>8</sup> -1 |
| Used In         | <a href="#">Contract Standing Data (1013)</a><br><a href="#">Standing Data (1007)</a><br><a href="#">BF Instrument Reference (1201)</a>   |

| FIELD NAME | OPTIQ SEGMENT        |
|------------|----------------------|
| User For   | Cash and Derivatives |

## Order Entry Qualifier

| FIELD NAME      | ORDER ENTRY QUALIFIER  |
|-----------------|--|
| Description     | Field indicating the state of the Order Entry for the current market state.  |
| Format          | Enumerated (unsigned integer 8)  |
| Length          | 1  |
| Possible Values | 0 Order Entry/Cancel/Modify Disabled<br>1 Order Entry/Cancel/Modify Enabled<br>2 Cancel and Modify Only (Derivatives Only)<br>3 Cancel Only<br>Null value: $2^8-1$ |
| Used In         | <a href="#">Timetable (1006)</a><br><a href="#">Market Status Change (1005)</a>  |
| User For        | Cash and Derivatives   |

## Order Price

| FIELD NAME      | ORDER PRICE   |
|-----------------|---|
| Description     | Instrument price per quantity unit (To be calculated with Price/Index Level Decimals).<br>For the Market Data feed:<br>-Set to Null Value for priceless orders.<br>For the Order Entry<br>-It is mandatory for priced orders (Limit, Stop-limit) and must be set to Null Value where the price is irrelevant (Market, Stop-market, Peg, MTL). |
| Format          | Price (signed integer 64)   |
| Length          | 8   |
| Possible Values | $-2^{63}+1..2^{63}-1$<br>Null value: $-2^{63}$  |
| Conditions      | Negative values authorized on ETF Access when the order is sent on the NAV trading Order Book (EMM = 8).  |
| Used In         | <a href="#">Order Update (1002)</a><br><a href="#">Long Order Update (1015)</a>   |
| User For        | Cash and Derivatives  |

## Order Priority

| FIELD NAME  | ORDER PRIORITY  |
|-------------|---|
| Description | Rank giving the priority of the order. The order with the lowest value of Order Priority has the highest priority.<br>Order Priority is unique per Symbol Index and EMM, therefore, it is also used as the unique order identifier in the market data feed. |

| FIELD NAME      | ORDER PRIORITY  |
|-----------------|---|
|                 | Order Priority should then allow clients to reconcile their orders between private order entry and market data feed.<br>Used in conjunction with Previous Priority, for market data only. |
| Format          | Numerical ID (unsigned integer 64)  |
| Length          | 8   |
| Possible Values | 0..2 <sup>64</sup> -2<br>Null value: 2 <sup>64</sup> -1   |
| Used In         | <a href="#">Order Update (1002)</a><br><a href="#">Long Order Update (1015)</a>   |
| User For        | Cash  |

## Order Quantity

| FIELD NAME      | ORDER QUANTITY   |
|-----------------|--|
| Description     | Total order quantity, per quantity unit.(To be calculated with Quantity Decimals). |
| Format          | Quantity (unsigned integer 64)   |
| Length          | 8  |
| Possible Values | 0..2 <sup>64</sup> -2<br>Null value: 2 <sup>64</sup> -1                            |
| Used In         | <a href="#">Order Update (1002)</a><br><a href="#">Long Order Update (1015)</a>    |
| User For        | Cash and Derivatives   |

## Order Side

| FIELD NAME      | ORDER SIDE  |
|-----------------|---|
| Description     | Indicates the side of the order.<br>Please note that the value Cross is used only for the Order Entry, it will never be populated in the Market Data feed.  |
| Format          | Enumerated (unsigned integer 8)   |
| Length          | 1   |
| Possible Values | 1     Buy<br>2     Sell<br>3     Cross<br>Null value: 2 <sup>8</sup> -1   |
| Conditions      | The value Cross is only used in the NewOrder (01) message.<br>For Cancel Replace (06) and Cancel Request (10) messages if the Order Side different than the Order Side of the targeted order, the request will be rejected with the reason "Unknown Order". For RFQ Notification (35) message Order Side may not be provided if the RFQ issuer did not specified the side in its request. |
| Used In         | <a href="#">Order Update (1002)</a><br><a href="#">Long Order Update (1015)</a>   |
| User For        | Cash<br>OEG: Cash and Derivatives   |

## Order Type

| FIELD NAME      | ORDER TYPE  |
|-----------------|---|
| Description     | Type of Order.<br>Please note that the values Stop-market/Stop-market-on-Quote, Stop limit/Stop-limit-on-quote, Average Price, Iceberg and Mid-Point Peg are used only for the Order Entry, they will never be populated in the Market Data feed.   |
| Format          | Enumerated (unsigned integer 8)   |
| Length          | 1   |
| Possible Values | 1     Market<br>2     Limit<br>3     Stop-market or Stop-market-on-quote<br>4     Stop-limit or Stop-limit-on-quote<br>5     Primary Peg<br>6     Market to limit<br>7     Market Peg<br>8     Mid-Point Peg<br>9     Average Price<br>10    Iceberg<br>11    Market On close (MOC) – for future use<br>14    Auction Volume Discovery<br>Null value: 2 <sup>8</sup> -1 |
| Conditions      | Value '9' is used only for RFQ validation on ETF Access platform.<br>For Cancel Replace (06) and Cancel Request (10) messages if the Order Type different than the Order Type of the targeted order, the request will be rejected with the reason "Unknown Order".  |
| Used In         | <a href="#">Order Update (1002)</a><br><a href="#">Long Order Update (1015)</a>   |
| User For        | Cash<br>OEG: Cash and Derivatives   |

## Order Type Rules

| FIELD NAME  | ORDER TYPE RULES - DEPRECATED   |
|-------------|---|
| Description | <i>Order types supported by the matching engine.</i><br><i>- bit in position 0 – Market: Market orders are available for this instrument (0: No ; 1: Yes)</i><br><i>- bit in position 1 – Limit: Limit orders are available for this instrument (0: No ; 1: Yes)</i><br><i>- bit in position 2 - Stop / Stop Loss: Stop and stop loss orders are available for this instrument (0: No ; 1: Yes) - Only for OEG</i><br><i>- bit in position 3 - Stop Limit: Stop limit orders are available for this instrument (0: No ; 1: Yes) - Only for OEG</i><br><i>- bit in position 4 - Market on Open (MOO): Market on open orders are available for this instrument (0: No ; 1: Yes)</i><br><i>- bit in position 5 - Trade at Settlement: Trade at settlement are available for this instrument (0: No ; 1: Yes)--&gt;</i> |
| Format      | Bitmap (unsigned integer 16)  |
| Length      | 2   |

| FIELD NAME      | ORDER TYPE RULES - DEPRECATED  |
|-----------------|--|
| Possible Values | 0 Market<br>1 Limit<br>2 Stop / Stop Loss<br>3 Stop Limit<br>4 Market on Open (MOO)<br>5 Trade at Settlement<br>Null value: 2 <sup>16</sup> -1 |
| Used In         | <a href="#">Contract Standing Data (1013)</a>  |
| User For        | Derivatives  |

## Original Report Timestamp

| FIELD NAME      | ORIGINAL REPORT TIMESTAMP  |
|-----------------|--|
| Description     | SBE additional information:<br>(Time in number of nanoseconds since 01/01/1970 UTC). |
| Format          | Epoch Time in Nanoseconds (unsigned integer 64)<br>SBE: unsigned integer 64          |
| Length          | 8  |
| Possible Values | 0..2 <sup>64</sup> -2<br>Null value: 2 <sup>64</sup> -1                              |
| Used In         | <a href="#">Full Trade Information (1004)</a>  |
| User For        | Cash and Derivatives   |

## P

## Packet Flags

| FIELD NAME  | PACKET FLAGS  |
|-------------|---|
| Description | <p>Used to flag information (Little-Endian):</p> <ul style="list-style-type: none"> <li>- Bit 0: Compression               <ul style="list-style-type: none"> <li>- 0 = body of the packet not compressed (the body is the packet without the packet header)</li> <li>- 1 = body of the packet compressed</li> </ul> </li> <li>- Bit 1 to 3: will be set to 0 every morning and incremented for each restart of MDG in the same day (wrapping to 0 if the field overflows)</li> <li>- Bit 4 to 6: used if the Packet Sequence Number (PSN) goes over (2<sup>32</sup>)-1. They are PSN high weight bits.</li> <li>- Bit 7: is set to 1 when in the packet there is a Start Of Snapshot (2101) message, 0 otherwise.</li> <li>- Bit 8: is set to 1 when in the packet there is an End Of Snapshot (2102) message, 0 otherwise.</li> <li>- Bit 9: is set to 1 when in the packet there is a Health Status (1103) message, Start Of Day (1101) message or End Of Day (1102) message, 0 otherwise.</li> <li>- Bit 10 to 15: for future use.</li> </ul> |

| FIELD NAME      | PACKET FLAGS  |
|-----------------|---|
| Format          | Numerical (unsigned integer 16)                         |
| Length          | 2   |
| Possible Values | 0..2 <sup>16</sup> -2<br>Null value: 2 <sup>16</sup> -1 |
| Used In         | <a href="#">Market Data Packet Header</a>               |
| User For        | Cash and Derivatives                                    |

## Packet Sequence Number

| FIELD NAME      | PACKET SEQUENCE NUMBER  |
|-----------------|---|
| Description     | <p>Each channel has its own PSN sequence. Starting from 1 at every MDG start and increasing by step of 1. In case of overflow (over 4.2 billons) <a href="#">Packet Flags</a> will increase for bits 4-6. With this mechanism the PSN has 35 bits available.</p> <ul style="list-style-type: none"> <li>the PSN value <b>starts from 0 after a rollover</b> (overflow): <b>[0, 1, ..., 2<sup>32</sup>-2, 2<sup>32</sup>-1, 0, 1, ...]</b>, <ul style="list-style-type: none"> <li>flag bits 1-3 unchanged</li> <li>flag bits 4-6 incremented by 1</li> </ul> </li> <li>the PSN value <b>starts from 1 after a failover</b>/intraday restart: <b>[1, ..., X, 1, ...]</b>, <ul style="list-style-type: none"> <li>flag bits 1-3 incremented by 1</li> <li>flag bits 4-6 reset to 0</li> </ul> </li> </ul> |
| Format          | Numerical ID (unsigned integer 32)  |
| Length          | 4   |
| Possible Values | 0..2 <sup>32</sup> -1<br>Value 2 <sup>32</sup> -1 does not indicate a degraded state: this is an exceptional behavior since PSN is a sequence where null value doesn't apply. 2 <sup>32</sup> -1 should be considered as the max value.   |
| Used In         | <a href="#">Market Data Packet Header</a>   |
| User For        | Cash and Derivatives  |

## Packet Time

| FIELD NAME      | PACKET TIME   |
|-----------------|---|
| Description     | Time when the packet is pushed to the clients (Time in number of nanoseconds since 01/01/1970 UTC). |
| Format          | Epoch Time in Nanoseconds (unsigned integer 64)<br>SBE: unsigned integer 64                         |
| Length          | 8   |
| Possible Values | 0..2 <sup>64</sup> -2<br>Null value: 2 <sup>64</sup> -1   |
| Used In         | <a href="#">Market Data Packet Header</a>   |

| FIELD NAME | PACKET TIME          |
|------------|----------------------|
| User For   | Cash and Derivatives |

## Par Value

| FIELD NAME      | PAR VALUE  |
|-----------------|--|
| Description     | Par Value (also called Nominal value) for Instrument. For Fixed Income it represents the par amount to be repaid at maturity (not including interest revenue) (to be calculated with the Amount Decimals). |
| Format          | Amount (unsigned integer 64)   |
| Length          | 8  |
| Possible Values | 0..2 <sup>64-2</sup><br>Null value: 2 <sup>64-1</sup>  |
| Used In         | <a href="#">Standing Data (1007)</a>   |
| User For        | Cash   |

## Partition ID

| FIELD NAME      | PARTITION ID  |
|-----------------|---|
| Description     | Identifies uniquely an Optiq partition across all the Exchange partitions.            |
| Format          | Numerical ID (unsigned integer 16)  |
| Length          | 2   |
| Possible Values | 0..2 <sup>16-2</sup><br>Null value: 2 <sup>16-1</sup>                                 |
| Used In         | <a href="#">Contract Standing Data (1013)</a><br><a href="#">Standing Data (1007)</a> |
| User For        | Cash and Derivatives  |

## Pattern ID

| FIELD NAME      | PATTERN ID   |
|-----------------|--|
| Description     | Numerical Pattern identifier available as a characteristic of an instrument in Standing Data file and message, and used in the MDG timetable message. Cash Markets only. |
| Format          | Numerical ID (unsigned integer 16)   |
| Length          | 2  |
| Possible Values | 0..2 <sup>16-2</sup><br>Null value: 2 <sup>16-1</sup>  |
| Used In         | <a href="#">Contract Standing Data (1013)</a><br><a href="#">Standing Data (1007)</a><br><a href="#">Timetable (1006)</a>  |
| User For        | Cash   |



## Payment Frequency

| FIELD NAME      | PAYMENT FREQUENCY   |
|-----------------|---|
| Description     | Frequency of payment.   |
| Format          | Enumerated (character)  |
| Length          | 1   |
| Possible Values | 1 Annual<br>2 Semi-Annual<br>3 Quarterly<br>4 Monthly<br>5 Bi-Monthly<br>6 Daily<br>7 Migration-NA<br>8 Other<br>9 No Coupon<br>10 At Maturity<br>11 Triannual<br>12 Capitalization<br>13 IMM Dates<br>14 Bimestrial<br>15 Weekly |
| Used In         | <a href="#">BF Instrument Reference (1201)</a>  |
| User For        | Cash  |

## Peg Offset

| Description     | (Future Use) Tick offset for a pegged order.<br>Used to indicate the signed tick added to the peg reference for a pegged order. |
|-----------------|---|
| Format          | Numerical ID (signed integer 8)   |
| Length          | 1   |
| Possible Values | From -127 to 127<br>Null value: -128<br>Default value: -128   |
| Used In         | <a href="#">Order Update (1002)</a><br><a href="#">Long Order Update (1015)</a>   |
| User For        | Cash  |

## Percentage of Capitalization

| Description | Percentage of capitalization for the active instruments in the index (to be calculated with the Ratio / Multiplier Decimals). |
|-------------|---|
| Format      | Numerical (unsigned integer 64)   |
| Length      | 8   |

| Possible Values | 0..2 <sup>64</sup> -2<br>Null value: 2 <sup>64</sup> -1 |
|-----------------|---|
| Used In         | <a href="#">Real Time Index (1008)</a>                  |
| User For        | Cash  |

## Percentage Var from Prev Close

| Description     | Percentage of variation for last price (or index) versus previous closing price (or closing reference price) (to be calculated with the Ratio / Multiplier Decimals). |
|-----------------|---|
| Format          | Signed Numerical (signed integer 64)  |
| Length          | 8   |
| Possible Values | -2 <sup>63</sup> +1..2 <sup>63</sup> -1<br>Null value: -2 <sup>63</sup>   |
| Used In         | <a href="#">Index Summary (1011)</a><br><a href="#">Real Time Index (1008)</a>  |
| User For        | Cash and Derivatives  |

## Phase Id

| Description     | Indicates the phase of the instrument.  |
|-----------------|---|
| Format          | Enumerated (unsigned integer 8)   |
| Length          | 1   |
| Possible Values | 1 Inaccessible<br>2 Closed<br>3 Call<br>4 Uncrossing<br>5 Continuous<br>7 Continuous Uncrossing (Warrants and Certificates Only)<br>Null value: 2 <sup>8</sup> -1 |
| Used In         | <a href="#">Timetable (1006)</a>  |
| User For        | Cash and Derivatives  |

## Phase Qualifier

| Description | Indicates the Phase Qualifier.<br>- bit in position 0 – No Qualifier: indicates that no phase qualifier are applicable (0: No ; 1: Yes) - Deprecated<br>- bit in position 1 – Call BBO Only (Cash Only): indicates a call on BBO only phase (0: No ; 1: Yes)<br>- bit in position 2 – Trading At Last (Cash Only): indicates a trading at last phase (TaL) phase (0: No ; 1: Yes) |
|-------------|---|

|                 |   |
|-----------------|---|
|                 |   |
|                 | <ul style="list-style-type: none"> <li>- bit in position 3 – Random Uncrossing : indicates a random uncrossing phase (0: No ; 1: Yes)</li> <li>- bit in position 6 – Stressed Market Conditions: indicates stressed market conditions (0:No ; 1: Yes)</li> <li>- bit in position 7 – Exceptional Market Conditions: indicates exceptional market conditions (0: No ; 1: Yes)</li> <li>- bit in position 9 – Quoting Period: indicates a Call phase during which only a specific Trading Firm can send its order(s) to the Trading System (0: No ; 1: Yes)</li> <li>- bit in position 10 – Indicates the Execution Prevention Across All Firms (0: No ; 1: Yes)</li> </ul> |
| Format          | Bitmap (unsigned integer 16)  |
| Length          | 2   |
| Possible Values | 0 No Qualifier<br>1 Call BBO Only (Cash Only)<br>2 Trading At Last (Cash Only)<br>3 Random Uncrossing<br>6 Stressed Market Conditions<br>7 Exceptional Market Conditions<br>9 Quoting Period<br>10 Execution Prevention Across All Firms<br>Null value: $2^{16}-1$  |
| Conditions      | Bit 6, Bit 7 and Bit 10 are only used in Market Status Change (1005).   |
| Used In         | <a href="#">Timetable (1006)</a><br><a href="#">Market Status Change (1005)</a>   |
| User For        | Cash and Derivatives  |

## Phase Time

|                 |  |
|-----------------|--|
|                 |  |
| Description     | Time of Phase start                          |
| Format          | Integer Time in hhmmss (unsigned integer 64) |
| Length          | 8  |
| Possible Values | $0..2^{64}-2$<br>Null value: $2^{64}-1$      |
| Used In         | <a href="#">Timetable (1006)</a>             |
| User For        | Cash and Derivatives                         |

## Pool Factor

| FIELD NAME      | POOL FACTOR   |
|-----------------|---|
| Description     | Allows to calculate how much of the original loans have yet to be repaid. |
| Format          | Numerical ID  |
| Length          | 4   |
| Possible Values | $0..2^{32}-2$   |

| FIELD NAME | POOL FACTOR                          |
|------------|--------------------------------------|
| Used In    | <a href="#">Standing Data (1007)</a> |
| User For   | Cash                                 |

## Post Trade Deferral Flags

| FIELD NAME  | POST TRADE DEFERRAL FLAGS   |
|-------------|---|
| Description | Indicates which deferral type was applied for transaction on Bonds instrument.<br>Possible values for the original trade:<br><ul style="list-style-type: none"> <li>- 'MLF1': Medium Liquid Flag</li> <li>- 'MIF2': Medium Illiquid Flag</li> <li>- 'LLF3': Large Liquid Flag</li> <li>- 'LIF4': Large Illiquid Flag</li> <li>- 'VLF5': Very Large Liquid Flag</li> <li>- 'VIF5': Very Large Illiquid Flag</li> </ul> |
| Format      | Text (character)  |
| Length      | 4   |
| Used In     | <a href="#">Full Trade Information (1004)</a>   |
| User For    | Cash  |

## Previous Priority

| FIELD NAME      | PREVIOUS PRIORITY  |
|-----------------|--|
| Description     | Previous Priority is populated only when there is a "Modification of existing order With Loss Of Priority" or order deletions. Then clients have to remove from their market sheet the order identified with the field "Previous Priority" and add a new order with the field "Order Priority" newly provided.<br>Used in conjunction with Order Priority. |
| Format          | Numerical ID (unsigned integer 64)   |
| Length          | 8  |
| Possible Values | 0..2 <sup>64</sup> -2<br>Null value: 2 <sup>64</sup> -1  |
| Used In         | <a href="#">Order Update (1002)</a>  |
| User For        | Cash   |

## Price

| FIELD NAME      | PRICE  |
|-----------------|--|
| Description     | Price per unit of quantity (to be calculated with the Price/Index Level Decimals). |
| Format          | Price (signed integer 64)  |
| Length          | 8  |
| Possible Values | -2 <sup>63</sup> +1..2 <sup>63</sup> -1<br>Null value: -2 <sup>63</sup>            |

| FIELD NAME | PRICE  |
|------------|--|
| Used In    | <a href="#">Market Update (1001)</a><br><a href="#">Price Update (1003)</a><br><a href="#">BF Trade (1201)</a> |
| User For   | Cash and Derivatives   |

## Price / Index Level Decimals

| FIELD NAME      | PRICE / INDEX LEVEL DECIMALS  |
|-----------------|---|
| Description     | Indicates the number of decimals for each Price / Index Level related to this Symbol Index  |
| Format          | Decimal Places (unsigned integer 8)   |
| Length          | 1   |
| Possible Values | 0..2 <sup>8-2</sup><br>Null value: 2 <sup>8-1</sup>   |
| Used In         | <a href="#">Contract Standing Data (1013)</a><br><a href="#">Standing Data (1007)</a><br><a href="#">BF Instrument Reference (1201)</a> |
| User For        | Cash and Derivatives  |

## Price Multiplier

| FIELD NAME      | PRICE MULTIPLIER   |
|-----------------|--|
| Description     | Number of units of the financial instrument that are contained in a trading lot. Price multiplier coefficient for instrument unit price. |
| Format          | Numerical (unsigned integer 32)  |
| Length          | 4  |
| Possible Values | 0..2 <sup>32-2</sup><br>Null value: 2 <sup>32-1</sup>  |
| Used In         | <a href="#">Full Trade Information (1004)</a>  |
| User For        | Cash   |

## Price Multiplier Decimals

| FIELD NAME      | PRICE MULTIPLIER DECIMALS  |
|-----------------|--|
| Description     | Number of decimals for the field Price Multiplier.                                     |
| Format          | Numerical (unsigned integer 8)   |
| Length          | 1  |
| Possible Values | 0..2 <sup>8-2</sup><br>Null value: 2 <sup>8-1</sup>                                    |
| Conditions      | For Declaration Entry (40) message, it is mandatory when Price Multiplier is provided. |
| Used In         | <a href="#">Full Trade Information (1004)</a>  |

| FIELD NAME | PRICE MULTIPLIER DECIMALS |
|------------|---------------------------|
| User For   | Cash                      |

## Pricing Algorithm

| FIELD NAME      | PRICING ALGORITHM  |
|-----------------|--|
| Description     | This field provides the defined pricing algorithm value for a given contract.  |
| Format          | Enumerated (unsigned integer 8)  |
| Length          | 1  |
| Possible Values | 0 Standard<br>1 Total Return Future<br>2 Market On Close<br>3 Standard with Negative Prices<br>4 Trading At Settlement |
| Used In         | <a href="#">Contract Standing Data (1013)</a>  |
| User For        | Derivatives  |

## Price Limits

| FIELD NAME      | PRICE LIMITS <sup>1</sup>  |
|-----------------|--|
| Description     | Indicates the Price Limits mode  |
| Format          | Enumerated (unsigned integer 8)  |
| Length          | 1  |
| Possible Values | 1 Price Limits Enabled - Normal (Derivatives Only)<br>2 Price Limits Enabled - Wide (Derivatives Only)<br>3 Price Limits Enabled - Widest (Derivatives Only)<br>4 Price Limits Disabled (Derivatives Only) |
| Used In         | <a href="#">Market Status Change (1005)</a>  |
| User For        | Derivatives  |

<sup>1</sup> - Field "Price Limits" is deprecated.

## Price Qualifier

| FIELD NAME      | PRICE QUALIFIER  |
|-----------------|--|
| Description     | Represents a qualifier of the type of update being communicated to the market.   |
| Format          | Enumerated (unsigned integer 8)  |
| Length          | 1  |
| Possible Values | 1 Last Adjusted Closing Price (Cash Only)<br>2 Last Traded Price (Cash Only)<br>3 Volume Weighted Average Price (Cash Only)<br>4 Closing Uncrossing Price (Cash Only)<br>5 Valuation Price (Cash Only)<br>6 Average of BBO (Cash Only)<br>7 Average of Best Bid (Cash Only)<br>8 Updated by Market Operations (Cash Only)<br>9 Closing Price of Reference Market (Cash Only) |

| FIELD NAME | PRICE QUALIFIER                     |
|------------|-------------------------------------|
|            | Null value: 2^8-1                   |
| Used In    | <a href="#">Price Update (1003)</a> |
| User For   | Cash                                |

## Product Code

| FIELD NAME  | PRODUCT CODE                                  |
|-------------|---|
| Description | Physical alphanumeric product code.           |
| Format      | Alphanumeric ID (character)                   |
| Length      | 4   |
| Used In     | <a href="#">Contract Standing Data (1013)</a> |
| User For    | Derivatives                                   |

## Publication Date Time

| FIELD NAME  | PUBLICATION DATE TIME   |
|-------------|---|
| Description | <p>Date and time when the transaction was published by a trading venue or Approved Publication Arrangement (APA).</p> <p>Date and time in the following format: YYYY-MM-DDThh:mm:ss.dddddddZ.</p> <p>Where:</p> <ul style="list-style-type: none"> <li>- 'YYYY' is the year.</li> <li>- 'MM' is the month.</li> <li>- 'DD' is the day.</li> <li>- 'T' constant 'T' letter used as separator between YYYY-MM-DD and hh:mm:ss.dddddddZ.</li> <li>- 'hh' is the hour.</li> <li>- 'mm' is the minute.</li> <li>- 'ss.ddddddd' is the second and its fraction of a second.</li> <li>- 'Z' constant 'Z' letter that stands for UTC time.</li> </ul> |
| Format      | Text (character)  |
| Length      | 27  |
| Used In     | <a href="#">Full Trade Information (1004)</a>   |
| User For    | Cash and Derivatives  |



## Quantity

| FIELD NAME  | QUANTITY   |
|-------------|--|
| Description | Number of traded or ordered units (to be calculated with Quantity Decimals). |
| Format      | Quantity (unsigned integer 64)   |
| Length      | 8  |

| FIELD NAME      | QUANTITY   |
|-----------------|--|
| Possible Values | 0..2 <sup>64</sup> -2<br>Null value: 2 <sup>64</sup> -1  |
| Conditions      | For Declaration Entry (40) message, it must always be provided when Operation Type = '1', '4', '5' or '7'. For a trade/declaration on Dutch Funds if expressed as an amount (Operation Type = '6'), this field should not be provided. |
| Used In         | <a href="#">Market Update (1001)</a><br><a href="#">Price Update (1003)</a><br><a href="#">BF Trade (1202)</a>   |
| User For        | Cash and Derivatives   |

## Quantity Decimals

| FIELD NAME      | QUANTITY DECIMALS   |
|-----------------|---|
| Description     | Indicates the number of decimals for each Quantity related to this Symbol Index   |
| Format          | Decimal Places (unsigned integer 8)   |
| Length          | 1   |
| Possible Values | 0..2 <sup>8</sup> -2<br>Null value: 2 <sup>8</sup> -1   |
| Used In         | <a href="#">Contract Standing Data (1013)</a><br><a href="#">Standing Data (1007)</a><br><a href="#">BF Instrument Reference (1201)</a> |
| User For        | Cash and Derivatives  |

## Quantity Notation

| FIELD NAME  | QUANTITY NOTATION  |
|-------------|--|
| Description | Indication of the type of measurement (e.g. number of units, nominal, monetary value, etc.) in which the transaction is expressed.<br>Possible values:<br>"UNT" - Units<br>"FMT" - Facial Amount<br>"-" - Not Applicable |
| Format      | Text (character)   |
| Length      | 3  |
| Used In     | <a href="#">Standing Data (1007)</a><br><a href="#">BF Trade (1202)</a>  |
| User For    | Cash   |

## Quote Spread Multiplier

| FIELD NAME  | QUOTE SPREAD MULTIPLIER <sup>1</sup>  |
|-------------|---------------------------------------|
| Description | Indicates the Quote Spread Multiplier |
| Format      | Enumerated (unsigned integer 8)       |
| Length      | 1                                     |



| FIELD NAME      | QUOTE SPREAD MULTIPLIER <sup>1</sup>   |
|-----------------|--|
| Possible Values | 1 Quote Spread Multiplier 1 (Derivatives Only)<br>2 Quote Spread Multiplier 2 (Derivatives Only)<br>3 Quote Spread Multiplier 3 (Derivatives Only) |
| Used In         | <a href="#">Market Status Change (1005)</a>  |
| User For        | Derivatives  |

<sup>1</sup> - Field "Quote Spread Multiplier" is deprecated.

## R

### Ratio / Multiplier Decimals

| FIELD NAME      | RATIO / MULTIPLIER DECIMALS   |
|-----------------|---|
| Description     | Indicates the number of decimals for each Ratio / Multiplier related to this Symbol Index   |
| Format          | Decimal Places (unsigned integer 8)   |
| Length          | 1   |
| Possible Values | 0..2 <sup>8-2</sup><br>Null value: 2 <sup>8-1</sup>   |
| Used In         | <a href="#">Contract Standing Data (1013)</a><br><a href="#">Standing Data (1007)</a><br><a href="#">BF Instrument Reference (1201)</a> |
| User For        | Cash and Derivatives  |

### Rebroadcast Indicator

| FIELD NAME      | REBROADCAST INDICATOR  |
|-----------------|--|
| Description     | Indicates if this message is resent or new (1 if resent, 0 otherwise). For a snapshot, this field will always be set to '1'.   |
| Format          | Numerical ID (unsigned integer 8)  |
| Length          | 1  |
| Possible Values | 0..2 <sup>8-2</sup><br>Null value: 2 <sup>8-1</sup>  |
| Used In         | <a href="#">Technical Notification (1106)</a><br><a href="#">Timetable (1006)</a><br><a href="#">Standing Data (1007)</a><br><a href="#">Contract Standing Data (1013)</a><br><a href="#">Outright Standing Data (1014)</a><br><a href="#">Strategy Standing Data (1012)</a><br><a href="#">Market Update (1001)</a><br><a href="#">Order Update (1002)</a><br><a href="#">Long Order Update (1015)</a><br><a href="#">Price Update (1003)</a><br><a href="#">Full Trade Information (1004)</a><br><a href="#">Market Status Change (1005)</a> |

| FIELD NAME | REBROADCAST INDICATOR  |
|------------|--|
|            | <a href="#">Statistics (1009)</a><br><a href="#">Real Time Index (1008)</a><br><a href="#">Index Summary (1011)</a><br><a href="#">LIS Package Trade (1016)</a><br><a href="#">BF Instrument Reference (1201)</a><br><a href="#">BF Instrument Suspension (1204)</a><br><a href="#">BF NAV (1203)</a><br><a href="#">BF Trade (1202)</a> |
| User For   | Cash and Derivatives   |

## Reference Price Origin

| FIELD NAME      | REFERENCE PRICE ORIGIN  |
|-----------------|---|
| Description     | For Derivatives, it is the rules to obtain the DCRP. Derivatives authorized values are : 4,5,6,7.   |
| Format          | Enumerated (unsigned integer 8)   |
| Length          | 1   |
| Possible Values | 1 Internal<br>2 External<br>3 External BBO<br>4 Opening Call Price<br>5 Mid-BBO or Fair Value<br>6 Fair Value<br>7 Future Market Price<br>Null value: 2^8-1 |
| Used In         | <a href="#">Contract Standing Data (1013)</a>   |

## Reference Spread Table ID

| FIELD NAME      | REFERENCE SPREAD TABLE ID                     |
|-----------------|---|
| Description     | ID of the Reference Spread Table.             |
| Format          | Numerical ID (unsigned integer 16)            |
| Length          | 2   |
| Possible Values | 0..2^16-2<br>Null value: 2^16-1               |
| Used In         | <a href="#">Contract Standing Data (1013)</a> |
| User For        | Derivatives                                   |

## Repo Indicator

| FIELD NAME  | REPO INDICATOR   |
|-------------|--|
| Description | Indicates whether the instrument listed underlies any loan contracts, meaning it has been admitted to the Deferred Settlement system and/or to the lending market. |

| FIELD NAME      | REPO INDICATOR  |
|-----------------|---|
| Format          | Enumerated (unsigned integer 8)   |
| Length          | 1   |
| Possible Values | 0 Instrument neither eligible for the SRD, nor eligible for the Loan and Lending Market<br>1 Instrument eligible for the SRD and for the Loan and Lending Market<br>2 Instrument eligible for the SRD long only<br>3 Instrument eligible for the Loan and Lending Market and for the SRD long only<br>4 Easy-to-borrow Instrument eligible for the SRD and the for Loan and Lending Market<br>5 Instrument eligible for the Loan and Lending Market<br>8 Non significant<br>Null value: $2^8-1$ |
| Used In         | <a href="#">Standing Data (1007)</a>  |
| User For        | Cash  |

## Repo Settlement Date

| FIELD NAME      | REPO SETTLEMENT DATE  |
|-----------------|---|
| Description     | Date when the Repo-Seller gets the assets back from the Repo-Buyer. Used in case of a Repo (Repurchase Agreement) trade.<br>(number of days since the 1st of January 1970). |
| Format          | Date (unsigned integer 16)  |
| Length          | 2   |
| Possible Values | $0..2^{16}-2$<br>Null value: $2^{16}-1$   |
| Used In         | <a href="#">Full Trade Information (1004)</a>   |

## Retransmission End Time

| FIELD NAME      | RETRANSMISSION END TIME   |
|-----------------|---|
| Description     | Indicates when the retransmission ends. For trade retransmission, all the trades previously received by the clients that have an "Event time" strictly higher than this field are valid (Time in number of nanoseconds since 01/01/1970 UTC). |
| Format          | Epoch Time in Nanoseconds (unsigned integer 64)<br>SBE: unsigned integer 64   |
| Length          | 8   |
| Possible Values | $0..2^{64}-2$<br>Null value: $2^{64}-1$   |
| Used In         | <a href="#">Technical Notification (1106)</a>   |
| User For        | Cash and Derivatives  |

## Retransmission Start Time

| FIELD NAME      | RETRANSMISSION START TIME  |
|-----------------|--|
| Description     | Indicates when the retransmission starts. For trade retransmission, all the trades previously received by the clients that have an "Event time" strictly lower than this field are valid (Time in number of nanoseconds since 01/01/1970 UTC). |
| Format          | Epoch Time in Nanoseconds (unsigned integer 64)<br>SBE: unsigned integer 64  |
| Length          | 8  |
| Possible Values | $0..2^{64}-2$<br>Null value: $2^{64}-1$  |
| Used In         | <a href="#">Technical Notification (1106)</a>  |
| User For        | Cash and Derivatives   |

## S

## Scheduled Event

| FIELD NAME      | SCHEDULED EVENT  |
|-----------------|--|
| Description     | Type of Scheduled Event.<br>Notifies an event that will occur at the Scheduled Event Time.   |
| Format          | Enumerated (unsigned integer 8)  |
| Length          | 1  |
| Possible Values | <ul style="list-style-type: none"> <li>0 Cancel Previously Scheduled Event</li> <li>1 Reopening</li> <li>3 Resumption of trading (Cash Only)</li> <li>4 Closed (Derivatives Only)</li> <li>5 Expiry (Derivatives Only)</li> <li>6 Wholesale Large in Scale (LiS) trades open extension (Derivatives Only)</li> <li>7 Wholesale Basis trades open extension (Derivatives Only)</li> <li>8 Wholesale Against Actuals trades open extension (Derivatives Only)</li> <li>9 Wholesale Large in Scale (LiS) Package trades open extension (Derivatives Only)</li> <li>10 Wholesale Exchange For Swaps trades open extension (Derivatives Only)</li> <li>11 Wholesale Trades Open Extension (Derivatives Only)</li> <li>12 Suspension (Cash Only)</li> <li>13 Collars Normal</li> <li>14 Collars Wide</li> <li>15 Pre-Expiry</li> <li>16 Closing Price</li> <li>17 End of Trading</li> <li>18 Order Entry/Cancel/Modify Enabled</li> <li>19 Order Entry/Cancel/Modify Disabled</li> <li>20 Order Cancel Only</li> </ul> <p>Null value: <math>2^8-1</math></p> |
| Used In         | <a href="#">Timetable (1006)</a>   |

| FIELD NAME | SCHEDULED EVENT                             |
|------------|---|
|            | <a href="#">Market Status Change (1005)</a> |
| User For   | Cash and Derivatives                        |

## Scheduled Event Time

| FIELD NAME      | SCHEDULED EVENT TIME   |
|-----------------|--|
| Description     | Scheduled Time for the event to happen (time in number of nanoseconds since 01/01/1970 UTC). |
| Format          | Epoch Time in Nanoseconds (unsigned integer 64)<br>SBE: unsigned integer 64                  |
| Length          | 8  |
| Possible Values | $0..2^{64}-2$<br>Null value: $2^{64}-1$  |
| Used In         | <a href="#">Market Status Change (1005)</a>  |
| User For        | Cash and Derivatives   |

## Schema ID

| FIELD NAME      | SCHEMA ID   |
|-----------------|---|
| Description     | Identifier of the message schema that contains the template. Used to differentiate Exchange Specifications. |
| Format          | Numerical ID (unsigned integer 16)  |
| Length          | 2   |
| Possible Values | $0..2^{16}-2$<br>Null value: $2^{16}-1$   |
| Used In         | <a href="#">SBE Header</a>  |
| User For        | Cash and Derivatives  |

## Schema Version

| FIELD NAME      | SCHEMA VERSION   |
|-----------------|--|
| Description     | Version of the message schema in which the message is defined. Used to add messages and/or modify some others. |
| Format          | Numerical ID (unsigned integer 16)   |
| Length          | 2  |
| Possible Values | $0..2^{16}-2$<br>Null value: $2^{16}-1$  |
| Used In         | <a href="#">SBE Header</a>   |
| User For        | Cash and Derivatives   |

## Security Condition

| FIELD NAME      | SECURITY CONDITION   |
|-----------------|--|
| Description     | Security status.   |
| Format          | Enumerated (character)   |
| Length          | 2  |
| Possible Values | O Normal<br>D Ex-Dividend<br>C Ex-Cap<br>R Ex-Rights<br>E Ex-Entitlement<br>S Dealings temporarily suspended<br>N Not Listed |
| Used In         | <a href="#">BF Instrument Reference (1201)</a><br><a href="#">BF Instrument Suspension (1204)</a>                            |
| User For        | Cash   |

## SEDOL Code

| FIELD NAME      | SEDOL CODE  |
|-----------------|---|
| Description     | Alphanumerical identifier of an instrument on the ISE Bonds and Funds segment. Legacy instrument identifier provided by compatibility. Symbol Index should be used instead. |
| Format          | Alphanumerical ID (character)   |
| Length          | 7   |
| Possible Values | (See field description)   |
| Used In         | <a href="#">BF Instrument Reference (1201)</a>  |
| User For        | Cash  |

## Session

| FIELD NAME      | SESSION   |
|-----------------|---|
| Description     | <p>Current market session in <a href="#">Market Status Change (1005)</a> message.</p> <p>Session of the trading phase in <a href="#">Timetable (1006)</a> message.</p> <p>Sessions represent the following:</p> <ul style="list-style-type: none"> <li>- Session 1 Normal Trading Hours (Cash)</li> <li>- Session 2 Normal Trading Hours (Derivatives for future use)</li> <li>- Session 3 Extended Trading Hours (for Index Derivatives segment, correspond to the extension 17.30 CET - 22.00 CET for future use – for Structured Products segment, correspond to the first extension 18.30 CET - 20.00 CET)</li> <li>- Session 4 Second Extended Trading Hours (for Structured Products segment, corresponds to the second extension 20.00 CET to 22.00 CET).</li> </ul> <p>Other sessions are not used.</p> |
| Format          | Enumerated (unsigned integer 8)   |
| Length          | 1   |
| Possible Values | 0 Session 0<br>1 Session 1  |

| FIELD NAME | SESSION   |
|------------|---|
|            | 2 Session 2<br>3 Session 3<br>4 Session 4<br>5 Session 5<br>6 Session 6<br>7 Session 7<br>8 Session 8<br>9 Session 9<br>Null value: $2^8-1$ |
| Used In    | <a href="#">Timetable (1006)</a><br><a href="#">Market Status Change (1005)</a>   |
| User For   | Cash and Derivatives  |

## Session Trading Day

| FIELD NAME      | SESSION TRADING DAY  |
|-----------------|--|
| Description     | Date of the current trading session (in number of days since the 1st of January 1970). |
| Format          | Date (unsigned integer 16)<br>SBE: unsigned integer 16                                 |
| Length          | 2  |
| Possible Values | $0..2^{16}-2$<br>Null value: $2^{16}-1$  |
| Used In         | <a href="#">Start Of Day (1101)</a><br><a href="#">End Of Day (1102)</a>               |
| User For        | Cash and Derivatives   |

## Settlement Date

| FIELD NAME      | SETTLEMENT DATE   |
|-----------------|---|
| Description     | Date when a trade is final, and the buyer must make payment to the seller while the seller delivers the assets to the buyer.<br>(number of days since the 1st of January 1970). |
| Format          | Date (unsigned integer 16)  |
| Length          | 2   |
| Possible Values | $0..2^{16}-2$<br>Null value: $2^{16}-1$   |
| Used In         | <a href="#">Full Trade Information (1004)</a>   |

## Settlement Delay

| Description | Gives the number of trading days that represents the period between the trade date and the settlement date (delivery and payment) for an instrument to be cleared and settled. This is generally a standard period for Euronext Cash markets. |
|-------------|---|

|          | Permitted Values<br>- From 0 to 30 (Standard values)<br>- X: This value is assigned for a lot of products and internal management rules shared by Euronext and LCH-Clearnet (D+2).<br>- Z: This value is assigned for Lending/Borrowing instruments. This value is especially interpreted to manage the associated management rules (D+3). |
|----------|--|
| Format   | Alphanumerical ID (character)  |
| Length   | 2  |
| Used In  | <a href="#">Standing Data (1007)</a>   |
| User For | Cash   |

## Settlement Method

| Description | Settlement method<br>"C" Cash Settlement<br>"P" Physical Settlement<br>"O" Optional<br>Blank/null for exchanges "C", "G", "D", "H" containing Underlying instruments |
|-------------|--|
| Format      | Alphanumerical ID (character)  |
| Length      | 1  |
| Used In     | <a href="#">Contract Standing Data (1013)</a>  |
| User For    | Derivatives  |

## Settlement Tick Size

| FIELD NAME      | SETTLEMENT TICK SIZE   |
|-----------------|--|
| Description     | Default Tick Size value applicable for all Settlement Prices. It's calculated using the PriceDecimals. |
| Format          | Price (unsigned integer 64)  |
| Length          | 8  |
| Possible Values | $0..2^{64-2}$<br>Null value: $2^{64-1}$  |
| Used In         | <a href="#">Contract Standing Data (1013)</a>  |
| User For        | Derivatives  |

## Share / Amount in Issue

| FIELD NAME  | SHARE / AMOUNT IN ISSUE   |
|-------------|---|
| Description | Total amount issued for the whole fixed income instrument.<br>To be interpreted in conjunction with Price/Index Level Decimals. |
| Format      | Price (signed integer 64)   |
| Length      | 8   |



| FIELD NAME      | SHARE / AMOUNT IN ISSUE                        |
|-----------------|--|
| Possible Values | From $-2^{63}-1$ to $2^{63}-1$                 |
| Used In         | <a href="#">BF Instrument Reference (1201)</a> |
| User For        | Cash   |

## Snapshot Time

| FIELD NAME      | SNAPSHOT TIME   |
|-----------------|---|
| Description     | Indicates the time when snapshot generation has respectively started/ended in the Start Of Snapshot/End Of Snapshot message (Time in number of nanoseconds since 01/01/1970 UTC). |
| Format          | Epoch Time in Nanoseconds (unsigned integer 64)<br>SBE: unsigned integer 64   |
| Length          | 8   |
| Possible Values | $0..2^{64}-2$<br>Null value: $2^{64}-1$   |
| Used In         | <a href="#">End Of Snapshot (2102)</a><br><a href="#">Start Of Snapshot (2101)</a>  |
| User For        | Cash and Derivatives  |

## Start Time Vwap

| FIELD NAME      | START TIME VWAP   |
|-----------------|---|
| Description     | Start time for the Volume Weight Average price computation period                               |
| Format          | Intraday Time in Seconds (unsigned integer 32)  |
| Length          | 4   |
| Possible Values | $0..2^{32}-2$<br>Null value: $2^{32}-1$<br>Default value: $2^{32}-1$                            |
| Conditions      | For Declaration Entry (40) message, it is mandatory for declarations when Operation Type = '5'. |
| Used In         | <a href="#">Full Trade Information (1004)</a>   |
| User For        | Cash  |

## Stats Update Type

| FIELD NAME      | STATS UPDATE TYPE  |
|-----------------|--|
| Description     | Indicates the type of published statistics update.   |
| Format          | Enumerated (unsigned integer 8)  |
| Length          | 1  |
| Possible Values | 5     Daily High (Cash and Derivatives)<br>6     Daily Low (Cash and Derivatives)<br>7     Yearly High (Cash and Derivatives)<br>8     Yearly Low (Cash and Derivatives) |

| FIELD NAME | STATS UPDATE TYPE   |
|------------|---|
|            | 9 Lifetime High (Cash and Derivatives)<br>10 Lifetime Low (Cash and Derivatives)<br>14 Variation Last Price (Cash Only)<br>15 Open Price (Cash and Derivatives)<br>16 Trade Count (Cash and Derivatives)<br>17 Last Traded Price (Cash and Derivatives)<br>18 Percent Variation Previous Close (Cash)<br>19 Off Book Cumulative Quantity (Cash and Derivatives)<br>21 On Book Auction Cumulative Quantity (Cash)<br>22 On Book Continuous Cumulative Quantity (Cash)<br>23 On and Off Book Cumulative Quantity (Cash and Derivatives)<br>24 Lifetime Contract Low – for future use<br>25 Lifetime Contract High – for future use<br>Null value: $2^{8-1}$ |
| Used In    | <a href="#">Statistics (1009)</a>   |
| User For   | Cash and Derivatives  |

## Stats Update Value

| FIELD NAME      | STATS UPDATE VALUE   |
|-----------------|--|
| Description     | <p>Indicates the value of the published statistics update.</p> <p>This field has to be calculated with a scale code field depending on the "Stats Update Type" as follow:</p> <ul style="list-style-type: none"> <li>- <a href="#">Price / Index Level Decimals</a> for "Stats Update Type": "5 - Daily High", "6 - Daily Low", "7 - Yearly High", "8 - Yearly Low", "9 - Lifetime High", "10 - Lifetime Low", "15 - Open Price" and "17 - Last Trade Price"</li> <li>- Quantity Decimals for "Stats Update Type": "19 - Off Book Cumulative Quantity", "21 - On Book Auction Cumulative Quantity", "22 - On book Continuous Cumulative Quantity" and "23 - On and Off Book Cumulative Quantity"</li> <li>- Ratio / Multiplier Decimals for "Stats Update Type": "14 - Variation Last Price" and "18 - Percent Variation Previous Close"</li> </ul> <p>"16 - Trade Count" has no scale code.</p> |
| Format          | Signed Numerical (signed integer 64)   |
| Length          | 8  |
| Possible Values | $-2^{63}+1..2^{63}-1$<br>Null value: $-2^{63}$   |
| Used In         | <a href="#">Statistics (1009)</a>  |
| User For        | Cash and Derivatives   |

## Status Reason

| FIELD NAME      | STATUS REASON                               |
|-----------------|---|
| Description     | Provides the reason for Book State changes. |
| Format          | Enumerated (unsigned integer 8)             |
| Length          | 1   |
| Possible Values | 0 Scheduled<br>4 Collars Breach             |

| FIELD NAME | STATUS REASON   |
|------------|---|
|            | 7 Automatic Reopening<br>8 No Liquidity Provider (Cash Only)<br>11 Knock-In by Issuer (Cash Only)<br>12 Knock-Out by Exchange (Cash Only)<br>13 Knock-Out by Issuer (Cash Only)<br>15 Action by Market Operations (Cash and Derivatives)<br>16 Waiting for Tradable State (Derivatives Only)<br>20 New Listing (Cash Only)<br>21 Due to Underlying (Cash and Derivatives)<br>22 Outside of LP quotes (Cash Only)<br>23 Technical (BdL Only)<br>24 Due to leg (Derivatives Only)<br>25 Due to Main Market (Cash Only)<br>Null value: $2^8-1$ |
| Used In    | <a href="#">Market Status Change (1005)</a>   |
| User For   | Cash and Derivatives  |

## Strategy Authorized

| FIELD NAME      | STRATEGY AUTHORIZED   |
|-----------------|---|
| Description     | Provides strategy types authorized for contract.<br>Bit 2, Bit 23, Bit 42 are not used and will always be set to 0.   |
| Format          | Bitmap (unsigned integer 64)  |
| Length          | 8   |
| Possible Values | 0 Jelly Roll<br>1 Butterfly<br>2 Call or Put Cabinet - Deprecated<br>3 Spread<br>4 Calendar Spread<br>5 Diagonal Calendar Spread<br>6 Guts<br>7 Two by One Ratio Spread<br>8 Iron Butterfly<br>9 Combo<br>10 Strangle<br>11 Ladder<br>12 Strip<br>13 Straddle Calendar Spread<br>14 Pack<br>15 Diagonal Straddle Calendar Spread<br>16 Simple Inter Commodity Spread<br>17 Conversion / Reversal<br>18 Straddle<br>19 Volatility Trade<br>20 Condor<br>21 Box<br>22 Bundle<br>23 Reduced Tick Spread - Deprecated |

| FIELD NAME | STRATEGY AUTHORIZED   |
|------------|---|
|            | 24 Ladder versus Underlying<br>25 Butterfly versus Underlying<br>26 Call Spread versus Put versus Underlying<br>27 Call or Put Spread versus Underlying<br>28 Call or Put Calendar Spread versus Underlying<br>29 Call/Put Diagonal Calendar Spread versus Underlying<br>30 Guts versus Underlying<br>31 Two by One Call or Put Ratio Spread versus Underlying<br>32 Iron Butterfly versus Underlying<br>33 Combo versus Underlying<br>34 Strangle versus Underlying<br>35 Exchange for Physical<br>36 Straddle Calendar Spread versus Underlying<br>37 Put Spread versus Call versus Underlying<br>38 Diagonal Straddle Calendar Spread versus Underlying<br>39 Synthetic<br>40 Straddle versus Underlying<br>41 Condor versus Underlying<br>42 Buy Write - Deprecated<br>43 Iron Condor versus Underlying<br>44 Iron Condor<br>45 Call Spread versus Sell a Put<br>46 Put Spread versus Sell a Call<br>47 Put Straddle versus Sell a Call or a Put<br>48 ICS one sided combination same expiry<br>49 ICS two sided combination same expiry<br>50 Ratio Inter Contract Spread<br>51 Call Spread versus Put Or Put Spread versus Call<br>52 Ratio Spread Option<br>Null value: 2 <sup>64</sup> -1 |
| Used In    | <a href="#">Contract Standing Data (1013)</a>   |

## Strategy Code

| Description     | Exchange-recognized strategy code  |
|-----------------|--|
| Format          | Alphanumerical ID (character)  |
| Length          | 1  |
| Possible Values | A Jelly Roll<br>B Butterfly<br>C Call or Put Cabinet - Deprecated<br>D Spread<br>E Calendar Spread<br>F Diagonal Calendar Spread<br>G Guts<br>H Two by One Ratio Spread<br>I Iron Butterfly<br>J Combo |

|          | K Strangle<br>L Ladder<br>M Strip<br>N Straddle Calendar Spread<br>O Pack<br>P Diagonal Straddle Calendar Spread<br>Q Simple Inter Commodity Spread<br>R Conversion / Reversal<br>S Straddle<br>T ICS one sided combination same expiry<br>U ICS two sided combination same expiry<br>V Volatility Trade<br>W Condor<br>X Box<br>Y Bundle<br>Z Reduced Tick Spread - Deprecated<br>a Ladder versus Underlying<br>b Butterfly versus Underlying<br>c Call Spread versus Put versus Underlying<br>d Call or Put Spread versus Underlying<br>e Call or Put Calendar Spread versus Underlying<br>f Call/Put Diagonal Calendar Spread versus Underlying<br>g Guts versus Underlying<br>h Two by One Call or Put Ratio Spread versus Underlying<br>i Iron Butterfly versus Underlying<br>j Combo versus Underlying<br>k Strangle versus Underlying<br>l Ratio Inter Contract Spread<br>m Exchange for Physical<br>n Straddle Calendar Spread versus Underlying<br>p Put Spread versus Call versus Underlying<br>q Diagonal Straddle Calendar Spread versus Underlying<br>r Synthetic<br>s Straddle versus Underlying<br>t Condor versus Underlying<br>u Buy Write - Deprecated<br>v Iron Condor versus Underlying<br>w Iron Condor<br>x Call Spread versus Sell a Put<br>y Put Spread versus Sell a Call<br>z Put Straddle versus Sell a Call or a Put<br>1 Call Spread versus Put Or Put Spread versus Call<br>2 Ratio Spread Option |
|----------|---|
| Used In  | <a href="#">Strategy Standing Data (1012)</a><br><a href="#">LIS Package Trade (1016)</a>   |
| User For | Derivatives   |

## Strike Currency

| FIELD NAME  | STRIKE CURRENCY                            |
|-------------|--|
| Description | Code of the strike currency (ISO 4217-3A). |
| Format      | Alphanumerical ID (character)              |
| Length      | 3  |
| Used In     | <a href="#">Standing Data (1007)</a>       |
| User For    | Cash                                       |

## Strike Currency Indicator

| FIELD NAME      | STRIKE CURRENCY INDICATOR  |
|-----------------|--|
| Description     | Indicates whether the 'price expression' is in the Currency or in a ratio of this Currency. Use Currency Coefficient field to identify the ratio to apply.<br>This is the case for strike instruments in pennies. The currency will be 'GBP', Strike Currency Indicator sets to '1' and Currency Coefficient set to '0.001'. |
| Format          | Enumerated (unsigned integer 8)  |
| Length          | 1  |
| Possible Values | 0     Change rate not applied to the strike price<br>1     Change rate applied to the strike price<br>Null value: 2 <sup>8</sup> -1  |
| Used In         | <a href="#">Standing Data (1007)</a>   |
| User For        | Cash   |

## Strike Price

| FIELD NAME      | STRIKE PRICE  |
|-----------------|---|
| Description     | The strike price of an option/warrant is the specified price at which the underlying can be bought (in the case of a call/right to buy) or sold (in case of a put/right to sell) by the holder (buyer) of the option/warrant contract, at the moment he exercises his right against a writer (seller) of the option/warrant.<br>Only provided for warrants or other derivatives instruments. To be calculated with <a href="#">Strike Price Decimals</a> for Cash instruments and Price/Index Level Decimals for Derivatives instruments. |
| Format          | Price (signed integer 64)   |
| Length          | 8   |
| Possible Values | -2 <sup>63</sup> +1..2 <sup>63</sup> -1<br>Null value: -2 <sup>63</sup>   |
| Used In         | <a href="#">Outright Standing Data (1014)</a><br><a href="#">Standing Data (1007)</a>   |
| User For        | Cash and Derivatives  |

## Strike Price Decimals

| FIELD NAME      | STRIKE PRICE DECIMALS  |
|-----------------|--|
| Description     | Indicates the number of decimals for Strike Price related to this Symbol Index |
| Format          | Decimal Places (unsigned integer 8)  |
| Length          | 1  |
| Possible Values | 0..2 <sup>8-2</sup><br>Null value: 2 <sup>8-1</sup>                            |
| Used In         | <a href="#">Standing Data (1007)</a>   |
| User For        | Cash   |

## Strike Price Decimals Ratio

| FIELD NAME      | STRIKE PRICE DECIMALS RATIO   |
|-----------------|---|
| Description     | In Outright section only, it is used to determine the number of decimals for the Strike Price in the Derivatives Instrument Trading Code (AMR code). Following a corporate event, the value may be updated. |
| Format          | Numerical (unsigned integer 8)  |
| Length          | 1   |
| Possible Values | 0..2 <sup>8-2</sup><br>Null value: 2 <sup>8-1</sup>   |
| Used In         | <a href="#">Contract Standing Data (1013)</a>   |
| User For        | Derivatives   |

## Symbol Index

| FIELD NAME      | SYMBOL INDEX  |
|-----------------|---|
| Description     | Exchange identification code of the instrument/contract.<br>This identifier is unique per triplet: MIC, ISIN and currency. The correspondence of the Symbol Index and with the instrument characteristics is provided in the standing data messages and associated files. Symbol Index is valid for the life of the instrument.   |
| Format          | Numerical ID (unsigned integer 32)  |
| Length          | 4   |
| Possible Values | 0..2 <sup>32-2</sup><br>Null value: 2 <sup>32-1</sup>   |
| Conditions      | <p>For inbound messages, the Symbol Index must be specified. For second listing place trade, the Symbol Index and the MIC of secondary listing must be specified.</p> <p>If provided in the User Notification (39) message, it specifies the scope of the action specified in User Status. In the Reject (07) message, it is populated only if provided as a valid value in the corresponding Inbound request AND the corresponding Inbound request was technically correctly formatted; otherwise it is provided at the Null value. Field not populated in Reject (07) messages for rejection of strategy creation on derivatives markets.</p> <p>For all messages, with exception of MM sign-in and MM protection, this field represent the Symbol Index of the Instrument. For the MM sign-in and MM protection this field represents the Symbol Index of the Contract. For wholesale order this represents numerical leg instrument identifier (Security ID).</p> |

| FIELD NAME | SYMBOL INDEX   |
|------------|--|
| Used In    | <a href="#">Standing Data (1007)</a><br><a href="#">Contract Standing Data (1013)</a><br><a href="#">Outright Standing Data (1014)</a><br><a href="#">Strategy Standing Data (1012)</a><br><a href="#">Timetable (1006)</a><br><a href="#">Market Update (1001)</a><br><a href="#">Order Update (1002)</a><br><a href="#">Long Order Update (1015)</a><br><a href="#">Price Update (1003)</a><br><a href="#">Full Trade Information (1004)</a><br><a href="#">Market Status Change (1005)</a><br><a href="#">Real Time Index (1008)</a><br><a href="#">Index Summary (1011)</a><br><a href="#">Statistics (1009)</a><br><a href="#">Technical Notification (1106)</a><br><a href="#">BF Instrument Reference (1201)</a><br><a href="#">BF Instrument Suspension (1204)</a><br><a href="#">BF NAV (1203)</a><br><a href="#">BF Trade (1202)</a> |
| User For   | Cash and Derivatives   |

## T

## Tax Code

| FIELD NAME      | TAX CODE  |
|-----------------|---|
| Description     | Tax deduction code to which the instrument belongs.                                   |
| Format          | Enumerated (unsigned integer 8)   |
| Length          | 1   |
| Possible Values | 0 Not eligible to PEA<br>3 Eligible to PEA<br>9 Not Applicable<br>Null value: $2^8-1$ |
| Used In         | <a href="#">Standing Data (1007)</a>  |
| User For        | Cash  |

## Tax Description Attaching to a Dividend

| FIELD NAME      | TAX DESCRIPTION ATTACHING TO A DIVIDEND             |
|-----------------|---|
| Description     | Gives precisions about tax attaching to a dividend. |
| Format          | Enumerated (character)                              |
| Length          | 1   |
| Possible Values | D Deduced at Source                                 |
| Used In         | <a href="#">BF Instrument Reference (1201)</a>      |



| FIELD NAME | TAX DESCRIPTION ATTACHING TO A DIVIDEND |
|------------|---|
| User For   | Cash                                    |

## Technical Notification Type

| FIELD NAME      | TECHNICAL NOTIFICATION TYPE   |
|-----------------|---|
| Description     | Indicates the technical notification sent.  |
| Format          | Enumerated (unsigned integer 8)   |
| Length          | 1   |
| Possible Values | 1 Instrument Book Retransmission End<br>10 Trade Retransmission Start<br>11 Trade Retransmission End<br>Null value: $2^8-1$ |
| Used In         | <a href="#">Technical Notification (1106)</a>   |
| User For        | Cash and Derivatives  |

## Template ID

| FIELD NAME      | TEMPLATE ID   |
|-----------------|---|
| Description     | Identifier of the message template. This is the message type of the Market Data messages. |
| Format          | Numerical ID (unsigned integer 16)  |
| Length          | 2   |
| Possible Values | $0..2^{16}-2$<br>Null value: $2^{16}-1$   |
| Used In         | <a href="#">SBE Header</a>  |
| User For        | Cash and Derivatives  |

## Threshold LIS Post Trade 120mn

| FIELD NAME      | THRESHOLD LIS POST TRADE 120MN  |
|-----------------|---|
| Description     | Defines the amount of an order to benefit from the LIS Trade Deferred publication to 120 min (to be calculated with the Amount Decimals). |
| Format          | Amount (unsigned integer 64)  |
| Length          | 8   |
| Possible Values | $0..2^{64}-2$<br>Null value: $2^{64}-1$   |
| Used In         | <a href="#">Standing Data (1007)</a>  |
| User For        | Cash  |

## Threshold LIS Post Trade 60mn

| FIELD NAME      | THRESHOLD LIS POST TRADE 60MN  |
|-----------------|--|
| Description     | Defines the amount of an order to benefit from the LIS Trade Deferred publication to 60 min (to be calculated with the Amount Decimals). |
| Format          | Amount (unsigned integer 64)   |
| Length          | 8  |
| Possible Values | 0..2 <sup>64</sup> -2<br>Null value: 2 <sup>64</sup> -1  |
| Used In         | <a href="#">Standing Data (1007)</a>   |
| User For        | Cash   |

## Threshold LIS Post Trade EOD

| FIELD NAME      | THRESHOLD LIS POST TRADE EOD  |
|-----------------|---|
| Description     | Defines the amount of an order to benefit from the LIS Trade Deferred publication to EOD (to be calculated with the Amount Decimals). |
| Format          | Amount (unsigned integer 64)  |
| Length          | 8   |
| Possible Values | 0..2 <sup>64</sup> -2<br>Null value: 2 <sup>64</sup> -1   |
| Used In         | <a href="#">Standing Data (1007)</a>  |
| User For        | Cash  |

## Tick Size Index ID

| FIELD NAME      | TICK SIZE INDEX ID  |
|-----------------|---|
| Description     | ID of the tick size table available in the Tick Table file.                           |
| Format          | Numerical ID (unsigned integer 16)  |
| Length          | 2   |
| Possible Values | 0..2 <sup>16</sup> -2<br>Null value: 2 <sup>16</sup> -1                               |
| Used In         | <a href="#">Standing Data (1007)</a><br><a href="#">Contract Standing Data (1013)</a> |
| User For        | Cash and Derivatives  |

## Trade Qualifier

| FIELD NAME  | TRADE QUALIFIER  |
|-------------|--|
| Description | Trade Qualifier. Values specified, in the list of possible values, indicate the bit positions that should be used to set zero (0) or one (1) values. A single field contains multiple values provided in different positions. <ul style="list-style-type: none"> <li>bit in position 0 - Uncrossing Trade: indicates whether the trade occurred during an Uncrossing, or not. (0: No; 1: Yes)</li> </ul> |

| FIELD NAME      | TRADE QUALIFIER   |
|-----------------|---|
|                 | <ul style="list-style-type: none"> <li>bit in position 1 - First Trade Price: indicates whether the price of the trade is the first trade price of the day, or not. (0: No; 1: Yes) Please note that there can be multiple Trades with the "First Trade Price" flag set to Yes.</li> <li>bit in position 2 - Passive Order: indicates whether the corresponding order was passive, or not. (0: No; 1: Yes)</li> <li>bit in position 3 - Aggressive Order: indicates whether the corresponding order was aggressive, or not. (0: No; 1: Yes)</li> <li>bit in position 4 - Trade Creation by Market Operations: indicates whether the trade results from a creation by Market Operations, or not. (0: No; 1: Yes) - For future use</li> <li>bit in position 5 - NAV Trade expressed in bps: indicates whether the trade results from a NAV trade expressed in basis point on the ETF Access platform. (0: No; 1: Yes)</li> <li>bit in position 6 - NAV Trade expressed in price currency: indicates whether the trade is a NAV trade expressed in price currency. This trade is always an update from a previous NAV trade expressed in basis point on the ETF Access platform. (0: No; 1: Yes)</li> <li>bit in position 7 - Deferred Publication: indicates whether the trade publication is deferred or immediate. (0: Immediate Publication; 1: Deferred Publication)</li> </ul> <p>If all bits are set to 0, then it means that no Trade Qualifier applies.</p> <p>For the Market Data feed:</p> <p>The values Passive Order and Aggressive Order always qualify the Buy order.</p> |
| Format          | Bitmap (unsigned integer 8)   |
| Length          | 1   |
| Possible Values | 0    Uncrossing Trade<br>1    First Trade Price<br>2    Passive Order<br>3    Aggressive Order<br>4    Trade Creation by Market Operations<br>5    NAV Trade expressed in bps<br>6    NAV Trade expressed in price currency<br>7    Deferred Publication<br>Null value: $2^8-1$   |
| Conditions      | Values 5 and 6 will be used only for the NAV trading on the ETF Access platform.  |
| Used In         | <a href="#">Full Trade Information (1004)</a>   |
| User For        | Cash and Derivatives  |

## Trade Reference

| FIELD NAME  | TRADE REFERENCE                                  |
|-------------|--|
| Description | Reference of the trade reported to the Exchange. |
| Format      | Alphanumerical ID (character)                    |
| Length      | 30   |
| Used In     | <a href="#">Full Trade Information (1004)</a>    |
| User For    | Cash and Derivatives                             |

## Trade Type

| FIELD NAME      | TRADE TYPE  |
|-----------------|---|
| Description     | Type of trade.  |
| Format          | Enumerated (unsigned integer 8)   |
| Length          | 1   |
| Possible Values | 1 Conventional Trade (Cash and Derivatives)<br>2 Large in Scale (LiS) Trade (Derivatives Only)<br>4 Large in Scale (LiS) Package Trade<br>5 Guaranteed Cross Trade (Cash and Derivatives)<br>6 Against Actual Trade (Derivatives Only)<br>9 Exchange for Swap Trade (Derivatives Only)<br>11 Strategy Leg Conventional Trade (Derivatives Only)<br>20 BoB Trade (Cash Only)<br>24 Trade Cancellation (Cash and Derivatives)<br>25 Out of Market Trade (Cash Only)<br>26 Delta Neutral Trade - Underlying Cash Leg (Cash Only)<br>27 Market VWAP Operation Trade<br>28 Euronext Fund Service Trade (Cash Only)<br>29 Secondary Listing Trade (Cash Only)<br>30 Request for Cross Trade (Derivatives Only)<br>31 Request for cross strategy Leg Trade (Derivatives Only)<br>32 Trade Publication (Cash and Derivatives)<br>33 Dark Trade (Cash Only)<br>34 Delta Neutral Trade - Underlying Future Leg (Derivatives Only)<br>36 Total Traded Volume (For future use)<br>39 Guaranteed Cross – Negotiated deal NLIQ (Liquid)<br>40 Guaranteed Cross – Negotiated deal OILQ (illiquid)<br>41 Large in Scale (LIS) Trade (Cash)<br>42 Large in Scale (LiS) Trade in basis points (Derivatives Only)<br>43 Large in Scale (LiS) Package Trade in basis points (Derivatives Only)<br>46 Non-Standard Settlement<br>47 Repurchase Agreement – Repo (OBOE only)<br>48 Exchange Granted Trade (OBOE only)<br>49 Other (OBOE only)<br>50 Odd Lot<br>100 Conventional Trade - Provisional price<br>101 Large in Scale (LiS) Trade - Provisional price<br>102 Large in Scale (LiS) Package Trade - Provisional price<br>103 Issuing or Tender Offer Trade (Cash Only)<br>104 RFQ Trade (Cash)<br>105 AVD Trade<br>106 Strategy Leg Conventional Trade - Provisional price<br>107 Block Standard Trade<br>108 Block NFC Auction Trade<br>109 Block Historical Trade'<br>Null value: 2^8-1 |
| Used In         | <a href="#">Full Trade Information (1004)</a>   |
| User For        | Cash and Derivatives  |

## Trade Unique Identifier

| FIELD NAME  | TRADE UNIQUE IDENTIFIER  |
|-------------|--|
| Description | Alphanumerical code unique, consistent and persistent per ISO10383 segment MIC and per trading day assigned by the trading venue to a transaction. Trade Unique Identifier (TUI) is a field aimed at identifying an individual transaction and used as Trading Venue Transaction Identification Code (TVTIC). This is a unique transaction identification code generated by trading venues and disseminated to both the buying and the selling parties, in accordance with Article 12 of the Commission Delegated Regulation (EU) 2017/580 Regulatory Technical Standards (RTS). |
| Format      | Alphanumerical ID (character)  |
| Length      | 16   |
| Used In     | <a href="#">Full Trade Information (1004)</a>  |
| Used For    | Cash and Derivatives   |
| Conditions  | Always filled except for Derivatives Wholesales Cross on a Strategy as Full Trade Information message is sent for the whole package.   |

## Trading Currency

| FIELD NAME  | TRADING CURRENCY   |
|-------------|--|
| Description | Code of the currency (ISO 4217-3A).  |
| Format      | Alphanumerical ID (character)  |
| Length      | 3  |
| Used In     | <a href="#">Standing Data (1007)</a><br><a href="#">Contract Standing Data (1013)</a><br><a href="#">BF Trade (1202)</a> |
| User For    | Cash and Derivatives   |

## Trading Currency Indicator

| FIELD NAME      | TRADING CURRENCY INDICATOR   |
|-----------------|--|
| Description     | Indicates whether the 'price expression' is in the Currency or in a ratio of this Currency. Use Currency Coefficient field to identify the ratio to apply. This is the case for instruments traded in pennies. The currency will be 'GBP', Trading Currency Indicator sets to '1' and Currency Coefficient set to '0.001'. |
| Format          | Enumerated (unsigned integer 8)  |
| Length          | 1  |
| Possible Values | 0 Change rate not applied to the traded price<br>1 Change rate applied to the traded price<br>Null value: 2 <sup>8</sup> -1  |
| Used In         | <a href="#">Standing Data (1007)</a>   |
| User For        | Cash   |

## Trading Date Time

| FIELD NAME  | TRADING DATE TIME   |
|-------------|---|
| Description | Date and time when the transaction was executed.<br>Date and time in the following format: YYYY-MM-DDThh:mm:ss.dddZ.<br>Where:<br><ul style="list-style-type: none"> <li>- 'YYYY' is the year.</li> <li>- 'MM' is the month.</li> <li>- 'DD' is the day.</li> <li>- 'T' constant 'T' letter used as separator between YYYY-MM-DD and hh:mm:ss.dddZ.</li> <li>- 'hh' is the hour.</li> <li>- 'mm' is the minute.</li> <li>- 'ss.ddd' is the second and its fraction of a second.</li> <li>- 'Z' constant 'Z' letter that stands for UTC time.</li> </ul> |
| Format      | Text (character)  |
| Length      | 27  |
| Conditions  | It indicates the original execution date for a reporting/publication entered.   |
| Used In     | <a href="#">Full Trade Information (1004)</a>   |
| User For    | Cash and Derivatives  |

## Trading Period

| FIELD NAME      | TRADING PERIOD  |
|-----------------|---|
| Description     | Provides the current trading period.  |
| Format          | Enumerated (unsigned integer 8)   |
| Length          | 1   |
| Possible Values | <ul style="list-style-type: none"> <li>1 Opening (Cash and Derivatives)</li> <li>2 Standard (Cash and Derivatives)</li> <li>3 Closing (Cash and Derivatives)</li> </ul> Null value: 2^8-1 |
| Used In         | <a href="#">Timetable (1006)</a><br><a href="#">Market Status Change (1005)</a>   |
| User For        | Cash and Derivatives  |

## Trading Policy

| FIELD NAME      | TRADING POLICY  |
|-----------------|---|
| Description     | Trading Policy enabling to allocate a given incoming volume to orders.  |
| Format          | Enumerated (unsigned integer 8)   |
| Length          | 1   |
| Possible Values | <ul style="list-style-type: none"> <li>1 Price Explicit Time</li> <li>2 Price Pro Rata</li> </ul> Null value: 2^8-1 |
| Used In         | <a href="#">Contract Standing Data (1013)</a>   |

| FIELD NAME | TRADING POLICY |
|------------|----------------|
| User For   | Derivatives    |

## Trading Side

| FIELD NAME      | TRADING SIDE  |
|-----------------|---|
| Description     | Indicates the Trading Side.   |
| Format          | Enumerated (unsigned integer 8)   |
| Length          | 1   |
| Possible Values | 1 Bid Only (Cash Only)<br>2 Offer Only (Cash Only)<br>3 PAKO (Cash Only)<br>4 Both Sides (Cash Only)<br>Null value: $2^8-1$ |
| Used In         | <a href="#">Market Status Change (1005)</a>   |
| User For        | Cash  |

## Trading Unit

| FIELD NAME      | TRADING UNIT  |
|-----------------|---|
| Description     | <p>Amount of underlying instrument per unit of a derivative contract (to be calculated with the Quantity Decimals). Due to corporate actions, the value may be different between value provided within this field in Contract Standing Data and Outright Standing Data. Value in Outright Standing Data reflects the adjustment due to the corporate action and should be used for that Outright instrument. Trading Unit field does not support decimals and so Lot Multiplier field is introduced to handle integer and decimals. Lot Multiplier field should be used instead of Trading Unit.</p> <p>Trading Unit field is, therefore, populated only for Euronext legacy contracts and instruments.</p> |
| Format          | Quantity (unsigned integer 64)  |
| Length          | 8   |
| Possible Values | $0..2^{64}-2$<br>Null value: $2^{64}-1$   |
| Used In         | <a href="#">Contract Standing Data (1013)</a><br><a href="#">Outright Standing Data (1014)</a>  |
| User For        | Derivatives   |

## Transaction Type

| FIELD NAME      | TRANSACTION TYPE   |
|-----------------|--|
| Description     | Transaction type or publication type.                      |
| Format          | Enumerated (unsigned integer 8)                            |
| Length          | 1  |
| Possible Values | 1 Plain Vanilla Trade<br>2 Dark Trade<br>3 Benchmark Trade |

| FIELD NAME | TRANSACTION TYPE  |
|------------|---|
|            | 4 Technical Trade<br>5 Give-up/Give-in Trade<br>6 Ex/Cum dividend Trade<br>7 Trade With Condition<br>15 Summary Report<br>Null value: 2 <sup>8</sup> -1 |
| Used In    | <a href="#">Full Trade Information (1004)</a>   |
| User For   | Cash  |

## Transparency Indicator

| FIELD NAME      | TRANSPARENCY INDICATOR  |
|-----------------|---|
| Description     | Used to define the transparency of the trade.   |
| Format          | Enumerated (unsigned integer 8)   |
| Length          | 1   |
| Possible Values | 0 Lit/Regular Trade<br>1 Dark Trade and Immediate Publication<br>2 Dark Trade and Deferred Publication<br>Null value: 2 <sup>8</sup> -1 |
| Used In         | <a href="#">Full Trade Information (1004)</a>   |
| User For        | Cash  |

## Type Of Corporate Event

| FIELD NAME  | TYPE OF CORPORATE EVENT   |
|-------------|---|
| Description | <p>Indicates the last type of corporate event that has occurred on an instrument, such as detachment of rights, or of coupons. The data item is automatically calculated by the adjustment application but in case of problem or error, the data item value could be modified manually, particularly for purging the order book in case of absence of corporate event.</p> <p>This data has to be treated in consideration of the date of the event included into the header of the message.</p> <p>Valid values are:</p> <p>"00" – No specific event<br/> "01" – Dividend payment in cash or in stocks<br/> "02" – Interest payment (Fix Income for which the price is not expressed in% of the nominal, only)<br/> "04" – Split<br/> "05" – Bonus (i.e. attribution)<br/> "06" – Subscription<br/> "07" – Share allocation<br/> "08" – Share swap<br/> "09" – Reverse split<br/> "10" – Merger<br/> "11" – Final Fix Income redemption<br/> "12" – Capital amortization<br/> "13" – Draw announcement (Belgian Fix Income only)</p> |



| FIELD NAME | TYPE OF CORPORATE EVENT  |
|------------|--|
|            | "14" – Block trade of controlling interest<br>"15" – Optional corporate events(dividend option)<br>"16" – Complex corporate event<br>"17" – Purge of the order book (purge is initiated manually in the absence of a corporate event, for example, following the modification of the variable tick of the listed instrument)<br>"22" - Luxembourg Stock Exchange corporate event |
| Format     | Alphanumerical ID (character)  |
| Length     | 2  |
| Used In    | <a href="#">Standing Data (1007)</a>   |
| User For   | Cash   |

## Type Of Market Admission

| FIELD NAME      | TYPE OF MARKET ADMISSION  |
|-----------------|---|
| Description     | Indicates the type of market to which an instrument has been listed.  |
| Format          | Enumerated (character)  |
| Length          | 1   |
| Possible Values | A Instruments traded on the primary market<br>B Instruments traded on the secondary market<br>C Instruments traded on the New Market<br>D Non-regulated market / instruments traded on the free market ('Marche Libre')<br>E Non-regulated market / Alternext<br>F Non listed<br>G Regulated Market / Non equities<br>H Regulated Market / Equities / Segment A<br>I Regulated Market / Equities / Segment B<br>J Regulated Market / Equities / Segment C<br>K Regulated Market / All securities / Special Segment<br>L Regulated Market / Equities / Other instruments<br>S OPCVM, SICOMI non listed (French Investment Funds)<br>6 Off Market<br>7 Gold, Currencies, and Indices<br>9 Foreign |
| Used In         | <a href="#">Standing Data (1007)</a>  |
| User For        | Cash  |

## U

## Underlying Derivatives Instrument Trading Code

| FIELD NAME  | UNDERLYING DERIVATIVES INSTRUMENT TRADING CODE                |
|-------------|---|
| Description | Is the underlying of the Derivatives Instrument Trading Code. |
| Format      | Alphanumerical ID (character)                                 |

| FIELD NAME | UNDERLYING DERIVATIVES INSTRUMENT TRADING CODE |
|------------|--|
| Length     | 18   |
| Used In    | <a href="#">Outright Standing Data (1014)</a>  |
| User For   | Derivatives                                    |

## Underlying Expiry

| FIELD NAME      | UNDERLYING EXPIRY  |
|-----------------|--|
| Description     | Expiry Date of the underlying (in number of days since the 1st of January 1970). |
| Format          | Date (unsigned integer 32)<br>SBE: unsigned integer 32                           |
| Length          | 4  |
| Possible Values | 0..2 <sup>32</sup> -2<br>Null value: 2 <sup>32</sup> -1                          |
| Used In         | <a href="#">Contract Standing Data (1013)</a>                                    |
| User For        | Derivatives  |

## Underlying ISIN Code

| FIELD NAME  | UNDERLYING ISIN CODE  |
|-------------|---|
| Description | Underlying ISIN.<br>For Repo: Underlying instrument (instrument used in the loan quotation system) for loan contracts on centralized lending market.<br>For Warrant: Gives the trading code of the underlying listed instrument of a warrant. |
| Format      | Alphanumerical ID (character)   |
| Length      | 12  |
| Used In     | <a href="#">Contract Standing Data (1013)</a><br><a href="#">Standing Data (1007)</a>   |
| User For    | Cash and Derivatives  |

## Underlying Index Name

| FIELD NAME  | UNDERLYING INDEX NAME |
|-------------|-----------------------|
| Description | Underlying Index Name |
| Format      | Text (character)      |
| Length      | 25                    |
| Used In     |                       |
| User For    | Cash and Derivatives  |

## Underlying MIC

| FIELD NAME  | UNDERLYING MIC  |
|-------------|---|
| Description | Identifies the market to which an instrument' underlying belongs by its MIC (Market Identification Code), according to ISO 10383. Refer to MIC field to have all the authorized values. |
| Format      | Alphanumerical ID (character)   |
| Length      | 4   |
| Used In     | <a href="#">Contract Standing Data (1013)</a><br><a href="#">Standing Data (1007)</a>   |

## Underlying Subtype

| FIELD NAME      | UNDERLYING SUBTYPE   |   |        |   |          |   |     |   |       |   |                |   |              |   |           |   |                  |   |                       |   |                       |    |                            |    |                  |    |                     |    |                      |    |                |    |                   |    |                            |    |                  |    |                               |
|-----------------|--|---|--------|---|----------|---|-----|---|-------|---|----------------|---|--------------|---|-----------|---|------------------|---|-----------------------|---|-----------------------|----|----------------------------|----|------------------|----|---------------------|----|----------------------|----|----------------|----|-------------------|----|----------------------------|----|------------------|----|-------------------------------|
| Description     | <p>Defined the underlying sub-type associated to the underlying type.</p> <p>Underlying Type "Stock" accepts following Underlying Subtypes:<br/>Basket, Dividend, ETF and Share</p> <p>Underlying Type "Index" accepts:<br/>Dividend Index, Equity Index, TRF Index and Volatility Index</p> <p>Underlying Type "Future" accepts:<br/>Future on Commodities</p> <p>Underlying Type "Exchange rate" accepts:<br/>FX Cross Rates (FXCR), FX Emerging Markets (FXEM) and FX Majors (FXMJ)</p> <p>Underlying Type "Commodity" accepts:<br/>Agricultural (AGRI), Environmental (ENVR), Freight (FRGT), Fertilizer (FRTL), Industrial products (INDP), Inflation (INFL), Multi Commodity Exotic (MCEX), Metals (METL), Energy (NRGY), Official economic statistics (OEST), Other C10 (OTHC), Other (OTHR), Paper (PAPR) and Polypropylene (POLY)</p>   |   |        |   |          |   |     |   |       |   |                |   |              |   |           |   |                  |   |                       |   |                       |    |                            |    |                  |    |                     |    |                      |    |                |    |                   |    |                            |    |                  |    |                               |
| Format          | Enumerated (unsigned integer 8)  |   |        |   |          |   |     |   |       |   |                |   |              |   |           |   |                  |   |                       |   |                       |    |                            |    |                  |    |                     |    |                      |    |                |    |                   |    |                            |    |                  |    |                               |
| Length          | 1  |   |        |   |          |   |     |   |       |   |                |   |              |   |           |   |                  |   |                       |   |                       |    |                            |    |                  |    |                     |    |                      |    |                |    |                   |    |                            |    |                  |    |                               |
| Possible Values | <table> <tr><td>0</td><td>Basket</td></tr> <tr><td>1</td><td>Dividend</td></tr> <tr><td>2</td><td>ETF</td></tr> <tr><td>3</td><td>Share</td></tr> <tr><td>4</td><td>Dividend Index</td></tr> <tr><td>5</td><td>Equity Index</td></tr> <tr><td>6</td><td>TRF Index</td></tr> <tr><td>7</td><td>Volatility Index</td></tr> <tr><td>8</td><td>Future On Commodities</td></tr> <tr><td>9</td><td>FXCR - FX Cross Rates</td></tr> <tr><td>10</td><td>FXEM - FX Emerging Markets</td></tr> <tr><td>11</td><td>FXMJ - FX Majors</td></tr> <tr><td>12</td><td>AGRI - Agricultural</td></tr> <tr><td>13</td><td>ENVR - Environmental</td></tr> <tr><td>14</td><td>FRGT - Freight</td></tr> <tr><td>15</td><td>FRTL - Fertilizer</td></tr> <tr><td>16</td><td>INDP - Industrial products</td></tr> <tr><td>17</td><td>INFL - Inflation</td></tr> <tr><td>18</td><td>MCEX - Multi Commodity Exotic</td></tr> </table> | 0 | Basket | 1 | Dividend | 2 | ETF | 3 | Share | 4 | Dividend Index | 5 | Equity Index | 6 | TRF Index | 7 | Volatility Index | 8 | Future On Commodities | 9 | FXCR - FX Cross Rates | 10 | FXEM - FX Emerging Markets | 11 | FXMJ - FX Majors | 12 | AGRI - Agricultural | 13 | ENVR - Environmental | 14 | FRGT - Freight | 15 | FRTL - Fertilizer | 16 | INDP - Industrial products | 17 | INFL - Inflation | 18 | MCEX - Multi Commodity Exotic |
| 0               | Basket   |   |        |   |          |   |     |   |       |   |                |   |              |   |           |   |                  |   |                       |   |                       |    |                            |    |                  |    |                     |    |                      |    |                |    |                   |    |                            |    |                  |    |                               |
| 1               | Dividend   |   |        |   |          |   |     |   |       |   |                |   |              |   |           |   |                  |   |                       |   |                       |    |                            |    |                  |    |                     |    |                      |    |                |    |                   |    |                            |    |                  |    |                               |
| 2               | ETF  |   |        |   |          |   |     |   |       |   |                |   |              |   |           |   |                  |   |                       |   |                       |    |                            |    |                  |    |                     |    |                      |    |                |    |                   |    |                            |    |                  |    |                               |
| 3               | Share  |   |        |   |          |   |     |   |       |   |                |   |              |   |           |   |                  |   |                       |   |                       |    |                            |    |                  |    |                     |    |                      |    |                |    |                   |    |                            |    |                  |    |                               |
| 4               | Dividend Index   |   |        |   |          |   |     |   |       |   |                |   |              |   |           |   |                  |   |                       |   |                       |    |                            |    |                  |    |                     |    |                      |    |                |    |                   |    |                            |    |                  |    |                               |
| 5               | Equity Index   |   |        |   |          |   |     |   |       |   |                |   |              |   |           |   |                  |   |                       |   |                       |    |                            |    |                  |    |                     |    |                      |    |                |    |                   |    |                            |    |                  |    |                               |
| 6               | TRF Index  |   |        |   |          |   |     |   |       |   |                |   |              |   |           |   |                  |   |                       |   |                       |    |                            |    |                  |    |                     |    |                      |    |                |    |                   |    |                            |    |                  |    |                               |
| 7               | Volatility Index   |   |        |   |          |   |     |   |       |   |                |   |              |   |           |   |                  |   |                       |   |                       |    |                            |    |                  |    |                     |    |                      |    |                |    |                   |    |                            |    |                  |    |                               |
| 8               | Future On Commodities  |   |        |   |          |   |     |   |       |   |                |   |              |   |           |   |                  |   |                       |   |                       |    |                            |    |                  |    |                     |    |                      |    |                |    |                   |    |                            |    |                  |    |                               |
| 9               | FXCR - FX Cross Rates  |   |        |   |          |   |     |   |       |   |                |   |              |   |           |   |                  |   |                       |   |                       |    |                            |    |                  |    |                     |    |                      |    |                |    |                   |    |                            |    |                  |    |                               |
| 10              | FXEM - FX Emerging Markets   |   |        |   |          |   |     |   |       |   |                |   |              |   |           |   |                  |   |                       |   |                       |    |                            |    |                  |    |                     |    |                      |    |                |    |                   |    |                            |    |                  |    |                               |
| 11              | FXMJ - FX Majors   |   |        |   |          |   |     |   |       |   |                |   |              |   |           |   |                  |   |                       |   |                       |    |                            |    |                  |    |                     |    |                      |    |                |    |                   |    |                            |    |                  |    |                               |
| 12              | AGRI - Agricultural  |   |        |   |          |   |     |   |       |   |                |   |              |   |           |   |                  |   |                       |   |                       |    |                            |    |                  |    |                     |    |                      |    |                |    |                   |    |                            |    |                  |    |                               |
| 13              | ENVR - Environmental   |   |        |   |          |   |     |   |       |   |                |   |              |   |           |   |                  |   |                       |   |                       |    |                            |    |                  |    |                     |    |                      |    |                |    |                   |    |                            |    |                  |    |                               |
| 14              | FRGT - Freight   |   |        |   |          |   |     |   |       |   |                |   |              |   |           |   |                  |   |                       |   |                       |    |                            |    |                  |    |                     |    |                      |    |                |    |                   |    |                            |    |                  |    |                               |
| 15              | FRTL - Fertilizer  |   |        |   |          |   |     |   |       |   |                |   |              |   |           |   |                  |   |                       |   |                       |    |                            |    |                  |    |                     |    |                      |    |                |    |                   |    |                            |    |                  |    |                               |
| 16              | INDP - Industrial products   |   |        |   |          |   |     |   |       |   |                |   |              |   |           |   |                  |   |                       |   |                       |    |                            |    |                  |    |                     |    |                      |    |                |    |                   |    |                            |    |                  |    |                               |
| 17              | INFL - Inflation   |   |        |   |          |   |     |   |       |   |                |   |              |   |           |   |                  |   |                       |   |                       |    |                            |    |                  |    |                     |    |                      |    |                |    |                   |    |                            |    |                  |    |                               |
| 18              | MCEX - Multi Commodity Exotic  |   |        |   |          |   |     |   |       |   |                |   |              |   |           |   |                  |   |                       |   |                       |    |                            |    |                  |    |                     |    |                      |    |                |    |                   |    |                            |    |                  |    |                               |

| FIELD NAME | UNDERLYING SUBTYPE  |
|------------|---|
|            | 19 METL - Metals<br>20 NRGY - Energy<br>21 OEST - Official economic statistics<br>22 OTHC - Other C10<br>23 OTHR - Other<br>24 PAPR - Paper<br>25 POLY – Polypropylene<br>26 BNDB – Bonds Basket<br>Null value: 2^8-1 |
| Used In    | <a href="#">Contract Standing Data (1013)</a>   |
| User For   | Derivatives   |

## Underlying Symbol Index

| FIELD NAME      | UNDERLYING SYMBOL INDEX  |
|-----------------|--|
| Description     | Identifies the Symbol Index of the underlying of the instrument.                               |
| Format          | Numerical ID (unsigned integer 32)   |
| Length          | 4  |
| Possible Values | 0..2^32-2<br>Null value: 2^32-1  |
| Used In         | <a href="#">Contract Standing Data (1013)</a><br><a href="#">Outright Standing Data (1014)</a> |
| User For        | Derivatives  |

## Underlying Type

| FIELD NAME      | UNDERLYING TYPE  |
|-----------------|--|
| Description     | Defines the instrument type of the underlying.   |
| Format          | Enumerated (character)   |
| Length          | 1  |
| Possible Values | A Basket with Commodity<br>B Basket<br>C Commodity<br>D Depositary Receipt<br>F Future<br>G Currency Leveraged Index<br>H Other<br>I Index<br>J Bonds<br>K Stock Dividend<br>L Leveraged Index<br>N Interest Rate<br>O Other Derivative<br>P Commodity Index<br>Q Commodity Leveraged Index<br>R Right |

| FIELD NAME | UNDERLYING TYPE   |
|------------|---|
|            | S Stock<br>T Credit<br>U Fund<br>V Currency<br>W Stock Warrant<br>X Exchange Rate<br>Z Security Leveraged Index |
| Used In    | <a href="#">Contract Standing Data (1013)</a>   |
| User For   | Derivatives   |



## Venue

| FIELD NAME  | VENUE  |
|-------------|--|
| Description | Identification of the venue where the transaction was executed using the ISO 10383 segment MIC for transactions executed on a trading venue. Otherwise the BIC is sent following ISO 9362. |
| Format      | Alphanumerical ID (character)  |
| Length      | 11   |
| Used In     | <a href="#">Full Trade Information (1004)</a>  |

## Venue of Publication

| FIELD NAME  | VENUE OF PUBLICATION   |
|-------------|--|
| Description | MIC code of the Venue where the transaction was reported. Please refers to <a href="#">MIC</a> field definition. |
| Format      | Alphanumerical ID (character)  |
| Length      | 4  |
| Used In     | <a href="#">Full Trade Information (1004)</a>  |

## APPENDIX A: TRADE TYPE ASSOCIATED WITH EMM

|  | 1 = Cash and Derivative Central Order Book (COB) | 2 = NAV Trading Facility | 4 = Derivative Wholesales | 5 = Cash On Exchange Off book | 6 = Euronext off-exchange trade reports | 7 = Derivative On Exchange Off book | 8 = ETF MTF - NAV Central Order Book | 99 = Not Applicable (For indices and iNAV) |
|--|--|--------------------------|---------------------------|-------------------------------|---|-------------------------------------|--------------------------------------|--|
|  | On-Exchange On-Book                              | On-Exchange Off-Book     | On-Exchange Off-Book      | On-Exchange Off-Book          | NA                                      | On-Exchange Off-Book                | On-Exchange On-Book                  | NA   |
| Conventional Trade (Cash and Derivatives)                      | ✓  |                          |                           | ✓                             |   |                                     |                                      |  |
| Large in Scale (LiS) Trade (Derivatives Only)                  |  |                          | ✓                         |                               |   |                                     |                                      |  |
| Basis Trade (Derivatives Only)                                 |  |                          |                           |                               |   |                                     |                                      |  |
| Large in Scale (LiS) Package Trade                             |  |                          | ✓                         | ✓                             |   |                                     |                                      |  |
| Guaranteed Cross Trade (Cash and Derivatives)                  |  |                          |                           |                               |   |                                     |                                      |  |
| Against Actual Trade (Derivatives Only)                        |  |                          | ✓                         |                               |   |                                     |                                      |  |
| Asset Allocation Trade (Derivatives Only)                      |  |                          |                           |                               |   |                                     |                                      |  |
| Exchange for Swap Trade (Derivatives Only)                     |  |                          | ✓                         |                               |   |                                     |                                      |  |
| Exchange for Physical Trade - Cash Leg (Cash Only)             |  |                          |                           |                               |   |                                     |                                      |  |
| Strategy Leg Conventional Trade (Derivatives Only)             | ✓  |                          |                           |                               |   |                                     |                                      |  |
| Strategy Leg Large in Scale (LiS) Trade (Derivatives Only)     |  |                          |                           |                               |   |                                     |                                      |  |
| Strategy Leg Basis Trade (Derivatives Only)                    |  |                          |                           |                               |   |                                     |                                      |  |
| Strategy Leg Guaranteed Cross Trade (Derivatives Only)         |  |                          |                           |                               |   |                                     |                                      |  |
| Strategy Leg Against Actual Trade (Derivatives Only)           |  |                          |                           |                               |   |                                     |                                      |  |
| Strategy Leg Asset Allocation Trade (Derivatives Only)         |  |                          |                           |                               |   |                                     |                                      |  |
| Strategy Leg Exchange For Swap Trade (Derivatives Only)        |  |                          |                           |                               |   |                                     |                                      |  |
| Strategy Leg Exchange For Physical Trade (Derivatives Only)    |  |                          |                           |                               |   |                                     |                                      |  |
| BoB Trade (Cash Only)  | ✓  |                          |                           |                               |   |                                     |                                      |  |
| AtomX Trade (Derivatives Only)                                 |  |                          |                           |                               |   |                                     |                                      |  |
| Trade Cancellation (Cash and Derivatives)                      | ✓  | ✓                        | ✓                         | ✓                             |   | ✓                                   | ✓                                    |  |
| Out of Market Trade (Cash Only)                                |  |                          |                           | ✓                             |   |                                     |                                      |  |
| Delta Neutral Trade - Underlying Cash Leg (Cash Only)          |  |                          | ✓                         | ✓                             |   | ✓                                   |                                      |  |
| Market VWAP Operation Trade                                    |  |                          |                           | ✓                             |   | ✓                                   |                                      |  |
| Euronext Fund Service Trade (Cash Only)                        |  | ✓                        |                           |                               |   |                                     |                                      |  |
| Secondary Listing Trade (Cash Only)                            |  |                          |                           |                               |   |                                     |                                      |  |
| Request for Cross Trade (Derivatives Only)                     |  |                          |                           |                               |   | ✓                                   |                                      |  |
| Request for cross strategy Leg Trade (Derivatives Only)        |  |                          |                           |                               |   | ✓                                   |                                      |  |
| Trade Publication (Cash Only)                                  |  |                          |                           |                               |   |                                     |                                      |  |
| Dark Trade (Cash Only)   | ✓  |                          |                           |                               |   |                                     |                                      |  |
| Delta Neutral Trade - Underlying Future Leg (Derivatives Only) |  |                          | ✓                         |                               |   | ✓                                   |                                      |  |
| ETF-MTF NAV Trade (price in basis points) (Cash Only)          |  |                          |                           |                               |   |                                     | ✓                                    |  |
| ETF-MTF NAV Dark Trade (price in basis points) (Cash Only)     |  |                          |                           |                               |   |                                     | ✓                                    |  |
| Guaranteed Cross - Negotiated deal NLIQ (Liquid)               | ✓  |                          |                           |                               |   |                                     | ✓                                    |  |
| Guaranteed Cross - Negotiated deal OILQ (illiquid)             | ✓  |                          |                           |                               |   |                                     | ✓                                    |  |
| Large in Scale (LiS) Trade (Cash Only)                         |  |                          |                           |                               |   |                                     |                                      |  |
| Non-Standard Settlement  |  |                          |                           | ✓                             |   |                                     |                                      |  |

## Interface Specification

## Trade type Associated with EMM

|   |  |  |   |   |  |  |  |  |
|---|--|--|---|---|--|--|--|--|
| Repurchase Agreement – Repo   |  |  |   | ✓ |  |  |  |  |
| Exchange Granted Trade  |  |  |   | ✓ |  |  |  |  |
| Other   |  |  |   | ✓ |  |  |  |  |
| Odd Lot   |  |  |   | ✓ |  |  |  |  |
| Large in Scale (LiS) Trade Provisional Price (Derivatives Only)         |  |  | ✓ |   |  |  |  |  |
| Large in Scale (LiS) Package Trade Provisional Price (Derivatives Only) |  |  | ✓ |   |  |  |  |  |

## APPENDIX B: MMT FLAGS RULES

### LEVEL 1: MMT MARKET MECHANISM

| Field                | Value   | Equities | Funds | Fixed Income | Warrants and | Commodity Derivatives | Trade Reporting | Index Derivatives | Equity Derivatives | Presence | Rules   |
|----------------------|---|----------|-------|--------------|--------------|-----------------------|-----------------|-------------------|--------------------|----------|---|
| MMT Market Mechanism | 1- Central Limit Order Book                         | ✓        | ✓     | ✓            | ✓            | ✓                     | ✗               | ✓                 | ✓                  | Opt      | Field EMM equals to 1 – Cash and Derivative Central Order Book (COB) (excluded Dark Trades)<br>OR<br>Field EMM equals to 8 – ETF MTF - NAV Central Order Book   |
|                      | 2 - Quote Driven Market                             | ✗        | ✗     | ✗            | ✗            | ✗                     | ✗               | ✗                 | ✗                  |          | Not applicable  |
|                      | 3 - Dark Order Book                                 | ✓        | ✓     | ✗            | ✗            | ✗                     | ✗               | ✗                 | ✗                  |          | Field Trade Type equals to 33 – Dark Trade  |
|                      | 4 - Off Book (including Voice or Messaging Trading) | ✓        | ✗     | ✓            | ✓            | ✓                     | ✓               | ✓                 | ✓                  |          | Field EMM equals to 2 – NAV Trading Facility<br>OR<br>Field EMM equals to 4 – Derivative Wholesales except for Request for Cross Trades<br>OR<br>Field EMM equals to 5 – Cash On Exchange Off book<br>OR<br>Field EMM equals to 6 – Euronext off-exchange trade reports |
|                      | 5 - Periodic Auction                                | ✗        | ✗     | ✗            | ✗            | ✓                     | ✓               | ✓                 | ✓                  |          | Field EMM equals to 7 – Derivative On Exchange Off book   |
|                      | 6 - Request for Quotes                              | ✗        | ✗     | ✗            | ✗            | ✗                     | ✗               | ✗                 | ✗                  |          | Not applicable  |
|                      | 8 - Hybrid System                                   | ✓        | ✗     | ✗            | ✓            | ✓                     | ✗               | ✓                 | ✓                  |          | Set to '8' when: <ul style="list-style-type: none"> <li>MarketModel is equal to 'Quote Driven'</li> <li>TradeType is equal to 'Request For Cross Trade'</li> <li>TradeType is equal to 'RFQ Trade'</li> </ul>   |
|                      | 9 - Any Other, Excluding Hybrid                     | ✗        | ✗     | ✗            | ✗            | ✗                     | ✗               | ✗                 | ✗                  |          | Not applicable  |

### LEVEL 2: MMT TRADING MODE



| Field            | Value                             | Equities | Funds | Fixed Income | Warrants and | Commodity Derivatives | Trade Reporting | Index Derivatives | Equity Derivatives | Financial Derivatives | Presence | Rules  |
|------------------|-----------------------------------|----------|-------|--------------|--------------|-----------------------|-----------------|-------------------|--------------------|-----------------------|----------|--|
| MMT Trading Mode | O - Scheduled Opening Auction     | ✓        | ✓     | ✓            | ✓            | ✓                     | ✗               | ✓                 | ✓                  | ✓                     | Opt      | <b>In Market Status Change message</b><br>Field Book State equals to 4 = Uncrossing<br>AND<br>Field Trading Period equals to 1 = Opening<br>AND<br>Field Status Reason equals to 0 = Scheduled<br>AND<br>Field EMM <> 7 (Derivative On Exchange Off book) or <> 4 (Derivative Wholesales)  |
|                  | K - Scheduled Closing Auction     | ✓        | ✓     | ✓            | ✓            | ✓                     | ✗               | ✓                 | ✓                  | ✓                     |          | <b>In Market Status Change message</b><br>Field Book State equals to 4 = Uncrossing<br>AND<br>Field Trading Period equals to 3 = Closing<br>AND<br>Field Status Reason equals to 0 = Scheduled<br>AND<br>Field EMM <> 7 (Derivative On Exchange Off book) or <> 4 (Derivative Wholesales)  |
|                  | I - Scheduled Intraday Auction    | ✓        | ✓     | ✓            | ✓            | ✓                     | ✗               | ✓                 | ✓                  | ✓                     |          | <b>In Market Status Change message</b><br>Field Book State equals to 4 = Uncrossing<br>AND<br>Field Trading Period equals to 2 = Standard<br>AND<br>Field Status Reason equals to 0 = Scheduled<br>AND<br>Field EMM <> 7 (Derivative On Exchange Off book) or <> 4 (Derivative Wholesales) |
|                  | U - Unscheduled Auction           | ✗        | ✗     | ✗            | ✗            | ✗                     | ✗               | ✗                 | ✗                  | ✗                     |          | Not Applicable   |
|                  | 2 - Continuous Trading            | ✓        | ✓     | ✓            | ✓            | ✓                     | ✗               | ✓                 | ✓                  | ✓                     |          | <b>In Market Status Change message</b><br>Field Book State equals to 5 = Continuous<br>AND<br>Field EMM <> 7 (Derivative On Exchange Off book) or <> 4 (Derivative Wholesales)   |
|                  | 3 - At Market Close Trading       | ✓        | ✓     | ✓            | ✓            | ✗                     | ✗               | ✗                 | ✗                  | ✗                     |          | <b>In Market Status Change message</b><br>Field Phase Qualifier equals to 2 = Trading At Last  |
|                  | 4 - Out of Main Session Trading   | ✗        | ✗     | ✗            | ✗            | ✗                     | ✗               | ✗                 | ✗                  | ✗                     |          | Not Applicable   |
|                  | 5 - Trade Reporting (On Exchange) | ✓        | ✓     | ✓            | ✓            | ✓                     | ✗               | ✓                 | ✓                  | ✓                     |          | Field EMM equals to 5 - Cash On Exchange Off book<br>OR<br>Field EMM equals to 4 - Derivative Wholesales<br>OR<br>Field OrderSide = '3 - Cross' (Cash Market)  |

## Interface Specification

|   |   |   |   |   |   |   |   |   |   |
|---|---|---|---|---|---|---|---|---|---|
| 6 - Trade Reporting (Off Exchange)            | x | x | x | x | x | ✓ | x | x | x |
| 7 - Trade Reporting (Systematic Internaliser) | x | x | x | x | x | x | x | x | x |
| Undefined Auction                             | x | x | x | x | ✓ | x | ✓ | ✓ | ✓ |

## MMT Flags Rules

|   |
|---|
| Field EMM equals to 6 – Euronext off-exchange trade reports |
| Not Applicable  |
| Field EMM equals to 7 – Derivative On Exchange Off book     |

## LEVEL 3: MMT TRANSACTION CATEGORY

| Field                  | Value   | Equities | Funds | Fixed Income | Warrants and Certificates | Commodity Derivatives | Trade Reporting and | Index Derivatives | Equity Derivatives | Financial Derivatives | Presence | Rules   |
|------------------------|---|----------|-------|--------------|---------------------------|-----------------------|---------------------|-------------------|--------------------|-----------------------|----------|---|
| MMTTransactionCategory | Dark Trade  | x        | x     | x            | x                         | x                     | x                   | x                 | x                  | x                     | Opt      | Not mapped.   |
|                        | Trade that has Received Price Improvement                               | x        | x     | x            | x                         | x                     | ✓                   | x                 | x                  | x                     |          | Price has to be between Best bid and Best offer   |
|                        | Package Trade (excluding Exchange for Physicals) (TPAC)                 | x        | x     | x            | x                         | ✓                     | ✓                   | ✓                 | ✓                  | ✓                     |          | Field Trade Type equals to 26 – Delta Neutral Trade - Underlying Cash Leg<br>OR<br>Field Trade Type equals to 11 – Strategy Leg Conventional Trade (Derivatives Only)<br>OR<br>Field Trade Type equals to 12 = Strategy Leg Large in Scale (LiS) Trade (Derivatives Only) |
|                        | Exchange for Physical Trade (XFPH)                                      | x        | x     | x            | x                         | x                     | x                   | x                 | x                  | x                     |          | Not Applicable  |
|                        | None apply (a standard trade for the Market Mechanism and Trading Mode) | ✓        | ✓     | ✓            | ✓                         | ✓                     | ✓                   | ✓                 | ✓                  | ✓                     |          | All other cases   |

## MMT PUBLICATION MODE

## Interface Specification

## MMT Flags Rules

| Field              | Value                                | Equities | Funds | Fixed Income | Warrants and Certificates | Commodity Derivatives | Index Derivatives | Equity Derivatives | Financial Derivatives | Presence | Rules  |
|--------------------|--------------------------------------|----------|-------|--------------|---------------------------|-----------------------|-------------------|--------------------|-----------------------|----------|--|
| MMTPublicationMode | - = Immediate Publication            | ✓        | ✓     | ✓            | ✗                         | ✗                     | ✗                 | ✗                  | ✗                     | Opt      | All trades not deferred  |
|                    | 1 = Non-Immediate Publication        | ✓        | ✓     | ✓            | ✗                         | ✗                     | ✗                 | ✗                  | ✗                     |          | <ul style="list-style-type: none"> <li>In Derivatives, all deferred trades not linked to 'Large in Scale' conditions</li> <li>In Cash market, all trades entered via TCS application with 'DeferralIndicator' set to 'yes' AND (TradingDateTime +15min &lt; SystemTime)</li> </ul> |
|                    | LRGS Deferral "Large Scale" = for in | ✗        | ✗     | ✗            | ✗                         | ✓                     | ✓                 | ✓                  | ✓                     |          | For Derivatives for deferred trades with size above or equal to the 'LIS Post Trade Threshold'   |

## APPENDIX C: REVISION HISTORY

### CHANGE SUMMARY

| VERSION NO. | DATE        | AUTHOR       | CHANGE DESCRIPTION  |
|-------------|-------------|--------------|---|
| 2.0.0       | 16 Oct 2017 | IT Solutions | First version for phase 2   |
| 2.1.0       | 16 Feb 2018 | IT Solutions | <p>Specification changes:</p> <ul style="list-style-type: none"> <li>- All references to Bourse de Luxembourg (BdL) removed</li> <li>- Section 3.2.1 Clear The Book: Société Générale SI update types removed from the list of resent limits.</li> <li>- Section 3.8 System Failure: precisions added on Market Data Sequence Number in case of MDG restart.</li> <li>- Section 6.10 ... Manage BBO and Implied Prices: Section split, and details provided on how to manage BBO and Implied prices. (This is for derivatives and only indicative)</li> <li>- Appendix C - MMT Flag Rules: for MMT Market Mechanism, the value Periodic Auction can also be triggered with Market Data Update Type: 57 = Request for Cross Strategy Leg Trade (Derivatives Only)</li> <li>- Section How To ... Determine Round Lot with Quantity Notation: Section added to provide details on this mechanism</li> </ul> <p>Message changes:</p> <ul style="list-style-type: none"> <li>- In Market Update (1001): Details on Wholesales Request For Cross (RFC) added including cross in Best Bid and Offer columns in Market Data Update Types table. (This is for derivatives and only indicative)</li> <li>- Full Trade Information (1004): Fields "Market Of Reference MIC" and "MiFID Emission Allowance Type" have been deprecated</li> </ul> <p>Field changes:</p> <ul style="list-style-type: none"> <li>- All optional bitmap fields have been set to mandatory (since no null value possible for bitmap), fields are: "Available Wholesale Trade Type", "Trade Qualifier", "Phase Qualifier" and "Order Type Rules"</li> <li>- 3 New possible values in "Market Data Update Type" and "Trade Type": "Guaranteed Cross – Negotiated deal NLIQ (Liquid)", "Guaranteed Cross – Negotiated deal OILQ (illiquid)" and "Large in Scale (LIS) Trade (Cash)"</li> <li>- Lot Size: field description improved.</li> </ul> |

| VERSION NO. | DATE        | AUTHOR       | CHANGE DESCRIPTION  |
|-------------|-------------|--------------|---|
|             |             |              | <ul style="list-style-type: none"> <li>- Tick Value: description improved to specify it has to be used with field "Tick Value Decimals"</li> </ul> <p>Specification changes:</p> <ul style="list-style-type: none"> <li>- Appendix B: Trade type Associated with EMM: Trade types added in version 2.1.0 added in this section</li> </ul> <p>Field changes:</p> <ul style="list-style-type: none"> <li>- Scheduled Event Time: description updated to precise time format specificities on cash</li> <li>- Phase Qualifier: bit in 1<sup>st</sup> position is deprecated since the target behavior for "no qualifier" is having all bits set to 0. Until the bit is fully removed both behavior (all bits set to 0 and 1<sup>st</sup> bit ("No qualifier") set to 1) are accepted</li> </ul>  |
| 2.1.2       | 13 Jul 2018 | IT Solutions | <ul style="list-style-type: none"> <li>- <b>Scheduled Event Time</b> field description updated</li> <li>- New ICBCode field added to the section 7.2.1 Standing Data (1007)</li> </ul>  |
| 2.1.3       | 30 Aug 2018 | IT Solutions | <p>APPENDIX C : MMT Flag Rules :</p> <ul style="list-style-type: none"> <li>- MMT Trading Mode rules updated for Trade Reporting (On Exchange)</li> </ul>   |
| 2.1.4       | 13 Sep 2018 | IT Solutions | <p>Section 5.6.2 Automated Market Reference (AMR):</p> <ul style="list-style-type: none"> <li>- New paragraph about AMR &amp; MAX STRIKE PRICE LIMIT added</li> </ul> <p>Section 8. Field Description:</p> <ul style="list-style-type: none"> <li>- <b>Strike Price</b> field description updated : the field is to be calculated with <b>Price/Index Level Decimals</b></li> </ul>   |
| 2.1.5       | 8 Oct 2018  | IT Solutions | <p>General :</p> <ul style="list-style-type: none"> <li>• <b>SBE Template Version</b> added to the front page and to the Document History</li> </ul> <p>Section 8. Field Description:</p> <ul style="list-style-type: none"> <li>• 3 values added to the <b>Market Data Update Type</b> field: <ul style="list-style-type: none"> <li>- 82 = Large in Scale (LiS) Trade in basis points (Derivatives Only)</li> <li>- 83 = Large in Scale (LiS) Package Trade in basis points (Derivatives Only)</li> <li>- 84 = Strategy Leg Large in Scale (LiS) Trade in basis points (Derivatives Only)</li> </ul> </li> <li>• 2 values removed from the <b>Market Data Update Type</b> field: <ul style="list-style-type: none"> <li>- 252 = Static Collar Reference Price (Cash and Derivatives)</li> <li>- 253 = Dynamic Collar Reference Price (Cash and Derivatives)</li> </ul> </li> <li>• Order Type Rules field: the values bit in position 2 - Stop / Stop Loss and bit in position 3 - Stop Limit are only for OEG</li> </ul> |

| VERSION NO. | DATE        | AUTHOR       | CHANGE DESCRIPTION  |
|-------------|-------------|--------------|---|
|             |             |              | <ul style="list-style-type: none"> <li>• <b>Phase Qualifier</b> field: value <b>0 – No Qualifier</b> is now deprecated</li> <li>• <b>Scheduled Event</b> field: value <b>12 – Suspension</b> is not used in MDG</li> <li>• <b>Strike Price</b> field: the decimals field to be used for Cash instruments is <b>Strike Price Decimals</b> instead of Price/Index Level Decimals</li> <li>• 3 values added to the <b>Trade Type</b> field: <ul style="list-style-type: none"> <li>- 42 = Large in Scale (LiS) Trade in basis points (Derivatives Only)</li> <li>- 43 = Large in Scale (LiS) Package Trade in basis points (Derivatives Only)</li> <li>- 44 = Strategy Leg Large in Scale (LiS) Trade in basis points (Derivatives Only)</li> </ul> </li> </ul>  |
| 2.3.0       | 20 Nov 2018 | IT Solutions | <ul style="list-style-type: none"> <li>■ <a href="#">Market Data Update Type</a> : new values for RFQ (86..89).</li> <li>■ <a href="#">Market Data Action Type</a> : new values for RFQ (7, 8).</li> <li>■ <a href="#">Trade Qualifier</a>: new value 7 (Deferred Publication), marked values 5 &amp; 6 for future use)</li> <li>■ <a href="#">Standing Data (1007)</a> new fields <a href="#">ThresholdLISPostTrade60mn</a>, <a href="#">ThresholdLISPostTrade120mn</a> and <a href="#">ThresholdLISPostTradeEOD</a> related to Dark facilities.</li> <li>■ <a href="#">Full Trade Information (1004)</a>: added a repeating section header at the end of the message, not used.</li> <li>■ The description of the following application messages were amended due to ETF-MTF support: <ul style="list-style-type: none"> <li>• <a href="#">Market Update (1001)</a></li> <li>• <a href="#">Statistics (1009)</a></li> </ul> </li> <li>■ <a href="#">EMM</a>: added '9' Listed not Traded.</li> <li>■ Renamed any reference to 'Luxembourg Stock Exchange' into 'Bourse de Luxembourg' (fields <a href="#">MIC</a>, <a href="#">Optiq® Segment</a> and <a href="#">Status Reason</a>).</li> <li>■ <a href="#">MICList</a> is now Cash only, whilst <a href="#">Liquid Instrument Indicator</a> is now Cash and Derivatives.</li> <li>■ <a href="#">Pricing Algorithm</a>: added value 'MOC' – Market On Close.</li> <li>■ Modified the description of fields <a href="#">Trade Qualifier</a>, <a href="#">Trade Type</a> and <a href="#">Order Type Rules</a>.</li> <li>■ Fixed description of <a href="#">Leg Price</a>.</li> <li>■ Fixed Typos.</li> <li>■ New template version: 107.</li> </ul> |
| 2.4.0       | 20 Nov 2018 | IT Solutions | <ul style="list-style-type: none"> <li>■ <a href="#">OptiqSegment</a>: new value 14 (Block)</li> <li>■ <a href="#">MIC</a>: new value ('XSMP'- Euronext Block)</li> <li>■ <a href="#">MarketModel</a>: new value 6 (Conditional Uncrossing)</li> <li>■ Added section 2.3.3.5 <a href="#">Real Time Channels for Block</a></li> <li>■ Added section 2.3.3.10 <a href="#">Snapshot Channels for Block</a></li> <li>■ New template version: 110</li> </ul>   |

| VERSION NO. | DATE        | AUTHOR       | CHANGE DESCRIPTION  |
|-------------|-------------|--------------|---|
| 3.0.0       | 30 Apr 2019 | IT Solutions | <ul style="list-style-type: none"> <li>■ Major update for the migration of the Derivatives Markets to Optiq. The following sections have been updated:</li> <li>■ Section <del>2.1.12.1.1</del> <b>Market Data Channels</b>   Section <del>2.1.32.1.3</del> <b>Market Data Messages per Channel</b>   Section <del>2.1.3.12.1.3.1</del> <b>Real Time Channels for Equities, Fixed Income and Funds Central Order Book</b>   Section <del>2.1.3.22.1.3.2</del> <b>Real Time Channels for Equities Best of Book</b>   Section <del>2.1.3.32.1.3.3</del> <b>Real Time Channels for Equities Derivatives, Indices Derivatives, Financial Derivatives, Commodities, Warrants and Certificates</b>   Section <del>2.1.3.82.1.3.8</del> <b>Snapshot Channels for Equities, Fixed Income and Funds Central Order Book</b>   Section <del>2.1.3.92.1.3.9</del> <b>Snapshot Channels for Equities Best of Book</b>   Section <del>2.1.3.102.1.3.10</del> <b>Snapshot for Equities Derivatives, Indices Derivatives, Financial Derivatives, Commodities, Warrants and Certificates</b>   Section <del>3.23.2</del> <b>Book Retransmission</b>   Section <del>3.2.13.2.1</del> <b>Clear the Book</b>   Section <del>3.2.23.2.2</del> <b>Morning Book Retransmission</b>   Section <del>3.2.33.2.3</del> <b>Intraday Book Retransmission</b>   Section <del>3.33.3</del> <b>Snapshots</b>   Section <del>3.53.5</del> <b>Shaping</b>   Section <del>3.83.8</del> <b>Trade Retransmission</b>   Section <del>3.113.11</del> <b>Production Timetable</b>   Section <del>5.15.1</del> <b>Technical Format Fields</b>   Section <del>5.25.2</del> <b>Date and Time Conventions</b>   Section <del>5.65.6</del> <b>Instrument Ticks</b>   Section <del>5.7.15.7.1</del> <b>Symbol Index</b>   Section <del>7.2.27.2.2</del> <b>Standing Data (1007)</b>   Section <del>7.2.37.2.3</del> <b>Contract Standing Data (1013)</b>   Section <del>7.2.47.2.4</del> <b>Outright Standing Data (1014)</b>   Section <del>7.2.57.2.5</del> <b>Strategy Standing Data (1012)</b>   Section <del>7.2.17.2.1</del> <b>Timetable (1006)</b>   Section <del>7.3.17.3.1</del> <b>Market Update (1001)</b>   Section <del>7.3.47.3.4</del> <b>Price Update (1003)</b>   Section <del>7.3.57.3.5</del> <b>Full Trade Information (1004)</b>   Section <del>7.3.97.3.9</del> <b>Market Status Change (1005)</b>   Section <del>7.3.117.3.11</del> <b>Statistics (1009)</b>   Section <del>7.3.127.3.12</del> <b>Real Time Index (1008)</b>   Section <del>88</del> <b>Field Description</b></li> <li>■ The following sections have been added:</li> <li>■ Section <del>3.113.11</del> <b>Multicast Group Unjoining</b></li> <li>■ Section <del>5.55.5</del> <b>Trading Day Schedule: Timetable Mechanism</b></li> <li>■ Section <del>6.116.11</del> <b>Derive Implied Prices Volume from the Aggregated BBO</b></li> <li>■ Section <del>6.146.14</del> <b>Determine the option underlying expiry</b></li> <li>■ Section 6.16 <b>Use an Execution Summary Message</b></li> <li>■ Section <del>00</del> <b>Determine the Statistics On and Off-Book for an Instruments (COB, Wholesales &amp; RFC)</b></li> </ul> |

| VERSION NO. | DATE       | AUTHOR             | CHANGE DESCRIPTION   |
|-------------|------------|--------------------|--|
| 3.1.0       | 6 Sep 2019 | IT Solutions - WMA | <p>Changes made in this version of the document, release with SBE template 204, are:</p> <ul style="list-style-type: none"> <li>■ Split section <del>2.1.3.102-1.3.10</del> "Snapshot Channels for Equities Derivatives, Indices Derivatives, Financial Derivatives, Commodities, Warrants and Certificates" into 2, to separate Warrants and Certificates</li> <li>■ In section <del>5.7.15.7.1</del> "Symbol Index" removed details of Symbol Index ranges</li> <li>■ Added section <del>6.176.17</del> "...DETERMINE THE TVTIC"</li> <li>■ In section <del>7.3.17.3.1</del> "Market Update (1001)" updated market data update type table with new values</li> <li>■ In section <del>7.3.57.3.5</del> "Full Trade Information (1004)" updated description message</li> <li>■ Formatting / spelling / grammar updates of descriptions throughout the document</li> <li>■ The following changes were made in the existing messages as part of <u>SBE 203</u>: <ul style="list-style-type: none"> <li>■ <b>Full Trade Information</b> (1004): In the block removed field <i>Strategy Code</i>; In the block added fields <i>Evaluated Price</i> and <i>Message Price Notation</i></li> <li>■ <b>Contract Standing Data</b> (1013): In the block added fields <i>MIFID II Liquid Flag</i> (already in SBE Template), <i>Pricing Algorithm</i></li> <li>■ <b>Outright Standing Data</b> (1014): In the block deprecated field <i>Lot Size</i></li> </ul> </li> <li>■ The following changes were made in the existing messages as part of <u>SBE 204</u>: <ul style="list-style-type: none"> <li>■ <b>Outright Standing Data</b> (1014): In the block added field <i>Trading Unit</i></li> </ul> </li> <li>■ Field Descriptions updated with SBE templates 201 through 203:</li> <li>■ Added new fields as part of <u>SBE 203</u>: <i>Evaluated Price</i>; <i>Message Price Notation</i>; <i>MIFID II Liquid Flag</i>; <i>Pricing Algorithm</i>;</li> <li>■ Enriched values for fields as follows: <ul style="list-style-type: none"> <li>As part of <u>SBE 117</u>: <i>Market Data Update Type</i> – added values 99 = MidPoint BBO; <i>Optiq Segment</i> – added value 15 = Forex;</li> <li>As part of <u>SBE 201</u>: <i>Contract Type</i> – added value U = Underlying, <i>Derivatives Instrument Type</i> – added value 4 = Underlying (Not used for Euronext Markets); <i>Instrument State</i> – added values 18 = Reserved due to Leg &amp; 19 = Suspended due to Leg;</li> <li>As part of <u>SBE 203</u>: <i>EMM</i> – added value 15 = Delta Neutral Contingency leg; <i>Market Data Update Type</i> – added values 100 = Conventional Trade - Provisional price; <i>Trade Type</i> – added values 100 = Conventional Trade - Provisional price, 101 = Large in Scale (LiS) Trade - Provisional price, 102 = Large in Scale (LiS) Package Trade - Provisional price;</li> </ul> </li> </ul> |



| VERSION NO. | DATE        | AUTHOR             | CHANGE DESCRIPTION  |
|-------------|-------------|--------------------|---|
|             |             |                    | <ul style="list-style-type: none"> <li>■ Deprecated or Removed values as follows:</li> <li>■ As part of <u>SBE 202</u>: for field <i>Trade Type</i>: removed wrongly introduced in SBE 201 value Trade Reversal</li> <li>■ As part of <u>SBE 203</u>: for field <i>Strategy Code</i>: C = Call or Put Cabinet; Z = Reduced Tick Spread; u = Buy Write;</li> <li>■ Enriched conditions and descriptions of fields Collar Max Unhalt Nb; Collar Unhalt Delay; Dynamic Collar Logic; MIFID Execution ID; Leg Ratio; Trading Unit</li> <li>■ Throughout the document – added clarification of existing concepts, fixed formatting, spelling and grammar; added clarification on what is covered by the On-exchange Off-book (OEOB) market mechanism</li> <li>■</li> </ul>   |
| 3.2.0       | 14 Feb 2020 | IT Solutions – IZE | <ol style="list-style-type: none"> <li>1) Add new Exchange code values to be used for Oslo Market Place: <ul style="list-style-type: none"> <li>■ <a href="#">L : Oslo Cash Underlying</a></li> <li>■ <a href="#">N: Oslo Index Derivatives</a></li> <li>■ <a href="#">O: Oslo Equity Derivatives</a></li> </ul> </li> <li>2) SBE template 217 version added to the front page and to the document history.</li> <li>3) Update the Packet Sequence Number (PSN) description</li> </ol>  |
| 4.0.0       | 26 Feb 2020 | IT Solutions – FBO | <ol style="list-style-type: none"> <li>1) SBE template version added to the front page and to the document history</li> <li>2) Add ISE Bunds &amp; Funds support with 4 new messages: <ul style="list-style-type: none"> <li>■ <a href="#">BF Instrument Reference (1201)</a></li> <li>■ <a href="#">BF Trade (1202)</a></li> <li>■ <a href="#">BF NAV (1203)</a></li> <li>■ <a href="#">BF Instrument Suspension (1204)</a></li> </ul> </li> <li>3) <a href="#">Add the Optiq segment ISE B&amp;F</a></li> <li>4) Add new section for IBF channels : <a href="#">2.1.3.6 Real Time Channels for IBF</a></li> <li>5) Add two new MDG Set of Channels ID to be used for Oslo Market: <ul style="list-style-type: none"> <li>■ For Equities Asset Class and Country Norway, the MDG set of Channels ID is: 10</li> <li>■ For Fixed Income Asset Class and Country Norway, the MDG set of Channels ID is: 12</li> <li>■ Add <b>Norway</b> as Country Split for following asset classes: Indices, Equity-Derivatives and Index-Derivatives. In this case, existing MDG set of Channels ID will be used for Norway.</li> </ul> </li> <li>6) <b>Specification Improvements :</b> <ul style="list-style-type: none"> <li>■ MDG packet Sequence Number (PSN) description has been updated to indicate that the first PSN is 1 instead of 0.</li> <li>■ Update the length of repeating groups to 1 instead of 2 for following messages (1001/ 1002/ 1003/ 1005/ 1006/ 1007/ 1009/ 1012/ 1013/ 1014/ 1016).</li> <li>■ Following Request For Cross Market Data Update Types; 25, 26, 56 and 57 are valid for any Derivatives</li> </ul> </li> </ol> |

| VERSION NO. | DATE        | AUTHOR             | CHANGE DESCRIPTION  |
|-------------|-------------|--------------------|---|
|             |             |                    | <p>segment and not only Commodities segment. Footnote is removed in the table of Market Data Update Type per segment section 7.3.1</p> <ul style="list-style-type: none"> <li>Set the values 29 ( Large in Scale (LiS) Package Trade (Derivatives Only) and 7 (Total Traded Volume) as deprecated in both Market Data Update type table in section 7.3.1 and Market Data Update Type field definition.</li> <li>Update description in section 7.3.1 to explain that implied volume is not taken into account in the Bid/Offer updates.</li> <li>Reference is added for Price / Index Level Decimals field in all the document.</li> <li>Add fields Price Limits and Quote Spread Multiplier as deprecated in message 1005 and fields description.</li> <li>Remove Lot Size in description of section 6.15 (Determine Round Lot With Quantity Notation).</li> <li>Update the definition of <i>Full Order Book Market Update channel</i> and <i>Full Order Book Order Update channel</i> in section <a href="#">2.12.1</a>.</li> </ul>  |
| 4.0.1       | 11 Mar 2020 | IT Solutions – IZE | <p><b>General Improvement:</b></p> <ul style="list-style-type: none"> <li>Section “Document Target” renamed to “Document Audience”.</li> <li>“Financial Derivatives” is set to out of scope in Scope section ( Page 2).</li> <li>In “Associated Documents” section, Euronext Cash and Derivatives - File Specifications and Euronext Optiq Market Data Gateway Production Environment document’s versions updated.</li> <li>Support contact is updated.</li> <li>In “Further Information” section the Euronext Portal link is updated.</li> <li>The “SBE templates and specifications per Optiq segment” table is updated by adding <b>Irish Bonds and Funds</b> segment.</li> <li>Name of the column “Latest” is updated to “Latest Supported” in table “SBE templates and specifications per Optiq segment”.</li> <li>Update “Types of data” in section “Market Data Channels” by renaming channel to pack and adding new pack for <b>Irish Bonds and Funds</b> named “<b>IBFR</b>” description.</li> <li>For Scalability (page 11) add 10Gbits for Unshaped channels to highlight that the unshaped is only available under 10Gbits.</li> <li>Add Segment in column named “Asset Class” because what is described can be either an asset class or segment.</li> <li>Update the name of segment to “<b>Irish Bonds and Funds</b>” in table in page 12.</li> <li>Remove <i>Book Retransmission</i> section 3.2.1 and update the <i>Book Retransmission</i> section <a href="#">3.23.2</a>, to have definition in one place in the document.</li> </ul> |

| VERSION NO. | DATE | AUTHOR | CHANGE DESCRIPTION  |
|-------------|------|--------|---|
|             |      |        | <ul style="list-style-type: none"> <li>Update the description of Instrument Identifiers section <a href="#">5.75.7</a></li> <li>Update the <b>Long Issuer Name and Long Instrument Name</b> fields length to 250 in BF Instrument Reference message 1201.</li> <li>Update Nav Price field as Mandatory in message BF NAV 1203.</li> </ul> <p><b><u>Luxembourg Stock Exchange MDG Specification document merge :</u></b></p> <ul style="list-style-type: none"> <li>"Luxembourg Stock Exchange" Optiq segment is added in templates and versions table available in section "Further Information".</li> <li>Add in "Types of data" in pack REFT , index messages are included in the pack only for LuxSE.</li> <li>Add <b>Luxembourg Stock Exchange</b> Asset Class in table page 12.</li> <li>Add new sections: <a href="#">2.1.3.72-1.3.7</a> Real Time Channels for Cash LuxSE and 2.1.3.17 Snapshot Channels for Cash LuxSE.</li> <li>Add new section for Euronext Cash LuxSE 3.10.2 under Production Timetable.</li> </ul> <p><b><u>Euronext APA (Approved Publication Arrangement) and Euronext Synapse Specification document merge:</u></b></p> <ul style="list-style-type: none"> <li>"Trade Reporting and Publication" added as in scope in "Scope" section</li> <li>"Trade Reporting and Publication" Optiq segment is added in table templates and versions table available in section "Further Information" .</li> <li>Add APA Pack "APRT" as Type of data under "Market Data Channels" section.</li> <li>Add segment <b>Trade Reporting and Publication</b> segment in table in page 12.</li> <li>Add APA messages in section Market Data Messages per Channel (APA Standing Data / APA Full Trade Information / APA Quotes).</li> <li>Add new sections: 2.1.3.7 Real Time Channels for APA and 2.1.3.16 Snapshot Channels for APA.</li> <li>Add new section 3.10.3 Euronext APA and Synapse</li> <li>Add new section "MiFID Instrument ID" which is used as Instrument identifier for APA.</li> <li>Update the section 6.1.1 Trade Cancellation to highlight the case of APA as a note.</li> <li>Add Quote Cancellation section.</li> <li>Add another example for APA under section 6.3 Determine The Message Type.</li> <li>Add note for APA under section 6.8 Look For Trade.</li> <li>Add new sections for APA messages : 7.2.6 , 7.3.5 and 7.3.6.</li> <li>Add APA messages in section 7.4 Snapshot Messages.</li> <li>Add following fields definition as they are used in APA messages: (Efficient MMT Agency Cross Trade</li> </ul> |

| VERSION NO. | DATE          | AUTHOR             | CHANGE DESCRIPTION   |
|-------------|---------------|--------------------|--|
|             |               |                    | Indicator, Efficient MMT Algorithmic Indicator, Efficient MMT Benchmark Indicator, Efficient MMT Contribution to Price, Efficient MMT Duplicative Indicator, Efficient MMT Market Mechanism, Efficient MMT Modification Indicator, Efficient MMT Negotiation Indicator, Efficient MMT Off Book Automated Indicator, Efficient MMT Post Trade Deferral, Efficient MMT Publication Mode, Efficient MMT Special Dividend Indicator, Efficient MMT Trading Mode, Efficient MMT Transaction Category, Option Type, Quote Update Type and Underlying Index Name).  |
| 4.0.2       | - 30 Mar 2020 | IT Solutions – IZE | <p><b>Document Improvements</b></p> <ul style="list-style-type: none"> <li>Remove Further Information section and replace it by the content of section “Scope” and section “Associated Documents”.</li> <li>Add new table of Optiq segment /SBE template versions in “Scope” section.</li> <li>Update the presentation of “Associated Document” section</li> <li>In Production Timetable section <del>3.103-10</del> remove section Euronext Luxembourg because it has the same timetable definition as provided in section Cash and Derivatives Markets.</li> <li>In statistics (1009) section <del>7.3.117-3.11</del> add clarification about the high and low statistics calculation for strategy trades.</li> <li>In Market Data Update Type field following values are removed because they are not used: <ul style="list-style-type: none"> <li>74 New Bid on Wholesale RFC (Derivatives Only)</li> <li>75 New Offer on Wholesale RFC (Derivatives Only)</li> <li>76 Updated_Bid_on_Wholesale_RFC</li> <li>77 Updated_Offer_on_Wholesale_RFC</li> <li>78 Clear Wholesale RFC (Derivatives Only)</li> </ul> </li> </ul> <p><b>OSLO Migration updates</b></p> <ul style="list-style-type: none"> <li>Section <b>Error! Reference source not found.</b> name is updated and an explanation added to say that this section is defined only for APA and Synapse facilities.</li> <li>Add Oslo Market MICs in MIC field possible values: <ul style="list-style-type: none"> <li>- 'XOSL' – OSLO BORS ASA</li> <li>- 'MERK' – MERKUR MARKET</li> <li>- 'XOAS' – OSLO AXESS</li> <li>- 'XOAM' – NORDIC ALTERNATIVE BOND MARKET</li> </ul> </li> </ul> <p><b>Euronext APA and Synapse Merge Updates</b></p> <ul style="list-style-type: none"> <li>Section <b>Error! Reference source not found.</b> name is updated and an explanation added to say that this section is defined only for APA and Synapse facilities.</li> <li>Add Glossary in section <del>1.31-3</del> to give definition of Euronext APA and Euronext Synapse.</li> </ul> |

| VERSION NO. | DATE        | AUTHOR             | CHANGE DESCRIPTION  |
|-------------|-------------|--------------------|---|
|             |             |                    | <ul style="list-style-type: none"> <li>Quote Update Type field values updated</li> <li>Add APA specific MICs in <b>MIC</b> and <b>Venue</b> fields possible values: <ul style="list-style-type: none"> <li>'XOFF' – OTC- TRANSACTIONS – LISTED INSTRUMENTS</li> <li>'XXXX' – OTC TRANSACTION – UNLISTED INSTRUMENTS</li> <li>'AFSI' – AFS - OTF - INTEREST RATE DERIVATIVES</li> <li>'AFSO' – AFS - OTF - BONDS</li> <li>'AFSL' – AFS - OTF - STRUCTURED PRODUCTS</li> <li>'AFSX' – AFS - OTF - FX FORWARDS</li> <li>'SINT' – Systematic INTernaliser (This is a tag not in the ISO).</li> </ul> </li> </ul>  |
| 4.1.0       | 7 May 2020  | IT Solutions - WMA | <ul style="list-style-type: none"> <li>The following changes have been made to this version of the document:</li> <li>In <a href="#">Messages</a>: <ul style="list-style-type: none"> <li><b>BF Instrument Reference (1201)</b>: <i>Minimum Amount</i> and <i>Interest Payment Date</i> changed from Mandatory to Optional;</li> <li><b>BF Trade (1202)</b>: Bid/Offer Date Time changed from Mandatory to Optional;</li> <li><b>BF NAV (1203)</b>: NAV Price changed from Mandatory to Optional.</li> </ul> </li> </ul>  |
| 4.2.0       | 4 Jun 2020  | IT Solutions - FBO | <p>Integration of Oslo Fixed Incomes:</p> <ul style="list-style-type: none"> <li>New values for Trade Type: <ul style="list-style-type: none"> <li>46 Non-Standard Settlement</li> <li>47 Repurchase Agreement – Repo (OBOE only)</li> <li>48 Exchange Granted Trade (OBOE only)</li> <li>49 Other (OBOE only)</li> <li>50 Odd Lot</li> </ul> </li> <li>New value for Instrument Expression Unit: <ul style="list-style-type: none"> <li>7 Yield</li> </ul> </li> <li>New fields Settlement Date and Repo Settlement Date in <a href="#">FullTradeInfo (1004)</a> message.</li> <li>New field Non Anonymous in <a href="#">Standing Data (1007)</a></li> <li>New <a href="#">Long Order Update (1015)</a> message for FXI non-anonymous information.</li> <li>Revisited note on TVTIC determination in section 6.17 <del>6.176-17</del> How to ...Determine the TVTIC</li> <li>Added links to this section from the Full Trade Information (1004) and APA Full Trade information (1028) message descriptions.</li> <li>Replaced section numbers in history with references fields.</li> </ul> |
| 4.2.1       | 30 Jun 2020 | IT Solutions - WMA | <p>The following section has been updated:</p> <ul style="list-style-type: none"> <li>In <a href="#">Standing Data (1007)</a>: Renamed "Non Anonymous" field into "Anonymous" to stick with SBE 302 templates</li> <li>In <a href="#">Field Description</a>: Updated description for Field "Anonymous"</li> </ul>   |

| VERSION NO. | DATE        | AUTHOR                   | CHANGE DESCRIPTION  |
|-------------|-------------|--------------------------|---|
| 4.2.2       | 28 Jul 2020 | IT Market Services - WMA | <p>Following sections have been updated:</p> <ul style="list-style-type: none"> <li>■ In <a href="#">...Use an Execution Summary Message</a>: Execution Summary message is enlarged to cash segments (Warrants &amp; Block excluded)</li> <li>■ In <a href="#">Market Update (1001)</a>: Execution Summary is now sent for FXI, ETF and EQU ; Add a section for details on execution summary message</li> <li>■ In <a href="#">Depository List</a>: Enriched values for field <i>Depository List</i></li> <li>■ Hotfix: In <a href="#">Market Update (1001)</a>, Market Data Update Type 37 and 53 are used by Derivatives segments (Delta-Neutral)</li> </ul>  |
| 4.3.0       | 10 Aug 2020 | IT Market Services - WMA | <p>Following sections have been updated:</p> <ul style="list-style-type: none"> <li>■ In <a href="#">LIS Package Structure (1016)</a>: Added <i>Leg Last Traded Price, Leg Last Traded Quantity</i> in Package Components section.</li> <li>■ In <a href="#">Field Description</a>: Added <i>Leg Last Traded Price, Leg Last Traded Quantity</i>; Enriched description of field <i>Session</i></li> </ul>   |
| 4.3.1       | 20 Sep 2020 | IT Market Services - WMA | <ul style="list-style-type: none"> <li>■ The following changes have been made to this version of the document:</li> <li>■ In <a href="#">Book Retransmission</a>, adding of Long Order Update message (for Fixed Income segment)</li> <li>■ In <a href="#">Standing Data (1007)</a>, field Anonymous is moved into EMM Pattern section as described in SBE Template</li> <li>■ In <a href="#">Market Status Change (1005)</a>: Clarification of the message sending rules and of the use of session for Structured Products.</li> <li>■ In <a href="#">Full Trade Information (1004)</a>, SettlementDate and RepoSettlementDate are optional</li> <li>■ In Field Description:</li> <li>■ <a href="#">MarketDataUpdateType</a>: adding back values to reflect SBE Template even if it is not used (added in grey)</li> <li>■ <a href="#">Session</a>: explain the meaning of the different value</li> <li>■ <a href="#">MIC</a>: adding of 'XOBD'</li> <li>■ Adding of Appendix <a href="#">Trade type Associated with EMM</a> and Appendix <a href="#">MMT Flags Rules</a></li> </ul> |
| 4.4.0       | 2 Nov 2020  | IT Market Services - WMA | <ul style="list-style-type: none"> <li>■ Introduction of SBE 304 – no impacts</li> </ul>  |
| 4.5.0       | 4 Jan 2021  | IT Market Services       | <ul style="list-style-type: none"> <li>■ Introduction of SBE 305 – no impacts</li> </ul>  |
| 4.6.0       | 8 Feb 2021  | IT Market Services - WMA | <ul style="list-style-type: none"> <li>■ Introduction of SBE 306</li> <li>■ The following changes have been made to this version of the document:</li> <li>■ In <a href="#">Field Description</a>:</li> </ul>   |

| VERSION NO. | DATE        | AUTHOR                        | CHANGE DESCRIPTION   |
|-------------|-------------|-------------------------------|--|
|             |             |                               | <ul style="list-style-type: none"> <li>- Enriched values for field as follows: Phase Qualifier with new bits '6' (Stressed Market Conditions) and '7' (Exceptional Market Conditions).</li> </ul>  |
| 4.6.1       | 2 Jul 2021  | IT Market Services - WMA      | <ul style="list-style-type: none"> <li>■ The following changes have been made to this version of the document:</li> <li>■ In <a href="#">...Determine The TVTIC</a>: <ul style="list-style-type: none"> <li>- Section updated</li> </ul> </li> </ul>   |
| 4.7.0       | 8 Jul 2021  | IT Market Services – SNM / KZ | <ul style="list-style-type: none"> <li>■ Introduction of SBE 307 – no impacts</li> <li>■ The following changes have been made to this version of the document:</li> <li>■ In <a href="#">Statistics (1009)</a>: updated the stats update type table</li> <li>■ Addition of a new MDG Set of Channels ID to be used for Fastmatch (Forex: 34)</li> </ul>  |
| 4.10.0      | 6 Oct 2021  | IT Market Services – FLO      | <ul style="list-style-type: none"> <li>■ Introduction of SBE 310</li> <li>■ The following changes have been made to this version of the document:</li> <li>■ In 7.3.14 Real Time Index (1008): clarification on Options Liquidation Index (Level 7) for AEX Index definition:<br/>It is the average of the index level calculated every 1 minute between 15:30 (CET) and 16:00 (CET).</li> <li>■ In 7.3.6 APA Quotes (1026) - Deprecated: Added APA Origin field, which determines if Quote was submitted by a UK entity or not.</li> <li>■ In 7.3.7 APA Full Trade Information (1028): Added APA Origin field, which determines if APA transaction was submitted by a UK entity or not.</li> <li>■ In 1.1 Introduction : Added a reference on UK DRSP regulatory framework governing.</li> <li>■</li> </ul> |
| 4.11.0      | 24 Nov 2021 | IT Market Services – WMA      | <ul style="list-style-type: none"> <li>■ Introduction of SBE 311 – no impacts</li> </ul>   |
| 4.12.0      | 24 Dec 2021 | IT Market Services – MMO/WMA  | <ul style="list-style-type: none"> <li>■ Introduction of SBE 312</li> <li>■ The following changes have been made to this version of the document :</li> <li>■ In 1.1 Introduction : Added a reference on UK onshored regulation.</li> <li>■ In 1.2 EU and UK MiFID II : Added a reference on UK onshored regulation.</li> <li>■ In 1.3 Glossary : Added a reference on UK onshored regulation.</li> <li>■ In 2.1.1 Market Data Channels : Added a reference on UK onshored regulation.</li> </ul>  |



| VERSION NO. | DATE        | AUTHOR                   | CHANGE DESCRIPTION   |
|-------------|-------------|--------------------------|--|
|             |             |                          | <ul style="list-style-type: none"> <li>■ In 2.1.3 Market Data Messages per Channel : Added a reference on UK onshored regulation.</li> <li>■ In 5.2 Date and Time Conventions : Added a reference on UK onshored regulation.</li> <li>■ In 5.4 Price, Quantity, Ratio and Amount Formats : Added a reference on UK onshored regulation.</li> <li>■ In 5.7 Instrument Identifiers : Added a reference on UK onshored regulation.</li> <li>■ In 6.19 ...Determine The TVTIC : Added a reference on UK onshored regulation.</li> <li>■ In 7.2.2 Standing Data (1007) : Added a reference on UK onshored regulation.</li> <li>■ In 7.2.3 Contract Standing Data (1013) : Added a reference on UK onshored regulation.</li> <li>■ In 7.3.5 Full Trade Information (1004) : Added a reference on UK onshored regulation.</li> <li>■ In 7.3.7 APA Full Trade Information (1028) : Added a reference on UK onshored regulation.</li> <li>■ In 8. Field Description : Added a reference on UK onshored regulation.</li> </ul> |
| 4.13.0      | 1 Mar 2022  | IT Market Services – FNS | <ul style="list-style-type: none"> <li>■ Introduction of SBE 313</li> <li>■ The following changes have been made to this version of the document :</li> <li>■ Addition of Section 1.6 Future Use</li> <li>■ In 6.14 Determine Closing Price: Added the explanation on how closing will be computed following the new functionality.</li> <li>■ In <a href="#">Price Update (1003)</a>: Addition of <i>Price Qualifier</i> field.</li> <li>■ Add new value "16 = Closing Price" to Scheduled Event field</li> <li>■ Add new value "33 = Closing Price" to Market Data Price Type field</li> </ul>   |
| 4.13.1      | 19 Apr 2022 | IT Market Services – FNS | <ul style="list-style-type: none"> <li>■ The following changes have been made to this version of the document :</li> <li>■ Adjustment of the descriptions provided within Sections 7.3.14 Real Time Index (1008) and 7.3.15 Index Summary (1011) to accommodate End of Day Innovative Indices</li> </ul>   |
| 5.16.0      | 31 May 2022 | IT Market Services – WMA | <ul style="list-style-type: none"> <li>■ Introduction of SBE 316.</li> <li>■ The following changes have been made to this version of the document:</li> <li>■ In <a href="#">...Determine the TVTIC</a>:</li> <li>■ Section updated</li> <li>■ In <a href="#">Standing Data (1007)</a>:</li> <li>■ Field added: <a href="#">Long Mnemonic</a></li> <li>■ In <a href="#">Market Update (1001)</a>: <ul style="list-style-type: none"> <li>- Market Data Update Types section updated, addition of values "101" (High Order Price Control</li> </ul> </li> </ul>   |



| VERSION NO. | DATE       | AUTHOR                   | CHANGE DESCRIPTION   |
|-------------|------------|--------------------------|--|
|             |            |                          | <p>Collar), "102" (Low Order Price Control Collar), "103" (Order Price Control Collar Reference Price)</p> <ul style="list-style-type: none"> <li>■ In <a href="#">Full Trade Information (1004)</a>: <ul style="list-style-type: none"> <li>- Description updated</li> <li>- Field added: <a href="#">Trade Unique Identifier</a></li> </ul> </li> <li>■ In <a href="#">APA Full Trade Information (1028)</a>: <ul style="list-style-type: none"> <li>■ Description updated</li> <li>■ Field added: <a href="#">Trade Unique Identifier</a></li> </ul> </li> <li>■ In <a href="#">Real Time Index (1008)</a>: <ul style="list-style-type: none"> <li>- Description updated</li> </ul> </li> <li>■ In <a href="#">Index Summary (1011)</a>: <ul style="list-style-type: none"> <li>- Description updated</li> </ul> </li> <li>■ In <a href="#">Field Description</a>: <ul style="list-style-type: none"> <li>- Description updated: Bit "3" (Random Uncrossing) in field <a href="#">Phase Qualifier</a> is now applicable for both Cash and Derivatives</li> <li>- Field added: <a href="#">Trade Unique Identifier</a></li> <li>- Value added in field <a href="#">Exercise Style</a>: "5" (Periodic)</li> <li>- Values added in field <a href="#">Market Data Update Type</a>: "101" (High Order Price Control Collar), "102" (Low Order Price Control Collar), "103" (Order Price Control Collar Reference Price)</li> <li>- Values added in field <a href="#">Underlying Type</a> for compatibility purposes but not used in MDG messages: "A" (Basket with Commodity), "B" (Basket), "D" (Depositary), "G" (Currency Leveraged Index), "H" (Other), "J" (Bonds), "K" (Stock Dividend), "L" (Leveraged Index), "N" (Interest Rate), "O" (Other Derivative), "P" (Commodity Index), "Q" (Commodity Leveraged Index), "R" (Right), "T" (Credit), "U" (Fund), "V" (Currency), "W" (Stock Warrant), "Z" (Security Leveraged Index)</li> </ul> </li> </ul> |
| 5.17.0      | 1 Aug 2022 | IT Market Services – WMA | <ul style="list-style-type: none"> <li>■ Introduction of SBE 317.</li> <li>■ The following changes have been made to this version of the document: <ul style="list-style-type: none"> <li>■ In <a href="#">Market Data Channels</a>: <ul style="list-style-type: none"> <li>■ Section updated: 19 (Italy TAH) and 33 (Block) were wrongly added in Equities segment.</li> </ul> </li> <li>■ In <a href="#">Snapshot Channels for Equities, Fixed Income and Funds Central Order Book</a>: <ul style="list-style-type: none"> <li>■ Standing Data (1007) message not broadcasted in the REFT Snapshot lines.</li> </ul> </li> <li>■ In <a href="#">Market Update (1001)</a>: <ul style="list-style-type: none"> <li>- 'X' denotes values removed: Market Update values 103, 252 and 253 were never sent in MDG <ul style="list-style-type: none"> <li>■ In <a href="#">TradeUniqueIdentifier</a>:</li> </ul> </li> </ul> </li> <li>■ Details added for conditions of the field</li> </ul> </li> </ul>   |

| VERSION NO. | DATE        | AUTHOR                         | CHANGE DESCRIPTION   |
|-------------|-------------|--------------------------------|--|
| 5.18.0      | 15 Sep 2022 | IT Market Services – FSE – WMA | <p>Introduction of SBE 318.</p> <p>The following changes have been made to this version of the document:</p> <p>In <a href="#">Standing Data (1007)</a>:</p> <ul style="list-style-type: none"> <li>Fields added: <a href="#">Max Order Amount Call</a>, <a href="#">Max Order Amount Continuous</a>, <a href="#">Max Order Quantity Call</a>, <a href="#">Max Order Quantity Continuous</a>, <a href="#">Pool Factor</a></li> </ul> <p>In <a href="#">Field Description</a>:</p> <ul style="list-style-type: none"> <li>Fields added: <a href="#">Max Order Amount Call</a>, <a href="#">Max Order Amount Continuous</a>, <a href="#">Max Order Quantity Call</a>, <a href="#">Max Order Quantity Continuous</a>, <a href="#">Pool Factor</a></li> <li>Description updated for <a href="#">Price Qualifier</a>: "For future use" is removed</li> </ul>  |
| 5.18.1      | 11 Oct 2022 | NMA                            | <p>The following changes have been made to this version of the document:</p> <p>In <a href="#">Market Status Change (1005)</a>:</p> <ul style="list-style-type: none"> <li>Table updated: In Continuous Phase the combination Book State 'Continuous' with Phase Qualifier 'Random Uncrossing' was missing</li> </ul>  |
| 5.19.0      | 24 Oct 2022 | IMI - WMA                      | <p>Introduction of SBE 319.</p> <p>The following changes have been made to this version of the document:</p> <p>In <a href="#">Market Update (1001)</a>:</p> <ul style="list-style-type: none"> <li>Values removed (internal use only) from the table: '252' (Static Collar Reference Price), '253' (Dynamic Collar Reference Price) and '103' (Order Price Control Collar Reference Price)</li> </ul> <p>In <a href="#">Price Update (1003)</a>:</p> <ul style="list-style-type: none"> <li>Field PriceQualifier: 'For Future use' is removed</li> </ul> <p>In <a href="#">Market Status Change (1005)</a>:</p> <ul style="list-style-type: none"> <li>Table updated</li> </ul> <p>In <a href="#">Field Description</a>:</p> <ul style="list-style-type: none"> <li>Value added for field <a href="#">MIC</a>: 'MTAH' (Euronext Milan – Trading After Hours)</li> <li>Value added for field <a href="#">PriceQualifier</a>: '9' (Closing Price of Reference Market)</li> <li>Value added for field <a href="#">MarketDataUpdateType</a>: '104' (Issuing or Tender Offer Trade)</li> <li>Value added for field <a href="#">PhaseQualifier</a>: '9' (Quoting Period)</li> <li>Value added for field <a href="#">TradeType</a>: '103' (Issuing or Tender Offer Trade)</li> <li>Fields <a href="#">MaxOrderQuantityCall</a> and <a href="#">MaxOrderQuantityContinuous</a>: type is Quantity instead of Amount</li> </ul> |
| 5.20.0      | 28 Oct 2022 | FLO - WMA                      | <p>Introduction of SBE 320.</p> <p>The following changes have been made to this version of the document:</p>   |

| VERSION NO. | DATE        | AUTHOR | CHANGE DESCRIPTION  |
|-------------|-------------|--------|---|
|             |             |        | <ul style="list-style-type: none"> <li>■ In <a href="#">Standing Data (1007)</a>:</li> <li>■ Repeating group header <a href="#">EMMPattenRep</a> value range is corrected to 0.. 2^8-2</li> </ul> <p>In <a href="#">Field Description</a>:</p> <ul style="list-style-type: none"> <li>- Value removed for field <a href="#">MarketDataUpdateType</a>: '103' (Order Price Control Collar Reference Price) – Internal use only</li> <li>- Value added for field <a href="#">MarketDataUpdateType</a>: '105' (RFQ Trade)</li> <li>- Value added for field <a href="#">MIC</a>: 'ATFX' (ATFUND MTF)</li> <li>- Value added for field <a href="#">TradeType</a>: '104' (RFQ Trade)</li> </ul>  |
| 5.23.0      | 7 Mar 2023  | WMA    | <p>Introduction of SBE 323.</p> <p>The following changes have been made to this version of the document:</p> <ul style="list-style-type: none"> <li>■ In <a href="#">Market Data Messages per Channel</a>: Standing Data (1007) is never sent in Snapshot</li> <li>■ In <a href="#">Market Update (1001)</a>:</li> <li>■ Value 95 (DCRP Inter-Month Spread) was missing in the table</li> </ul> <p>In <a href="#">Field Description</a>:</p> <ul style="list-style-type: none"> <li>- Field <a href="#">MIC</a>: Values 'ETFP', 'ETLX', 'MOTX', 'SEDX' and 'XMOT' are added</li> <li>- Field <a href="#">InstrumentUnitExpression</a>: Value '4' (Percentage Mixed) is added</li> <li>- Field <a href="#">OptionType</a>: Value '3' (Other) is added</li> <li>- Field <a href="#">PaymentFrequency</a>: Values '9' (No Coupon), '10' (At Maturity), '11' (Triannual), '12' (Capitalization), '13' (IMM Dates), '14' (Bimestrial), '15' (Weekly) are added</li> <li>■ Field <a href="#">PhaseQualifier</a>: Bit 10 (Execution Prevention Across All Firms) is added</li> </ul> |
| 5.28.0      | 31 Jul 2023 | WMA    | <p>Introduction of SBE 328.</p> <p>The following changes have been made to this version of the document:</p> <ul style="list-style-type: none"> <li>■ In <a href="#">Contract Standing Data (1013)</a>: <ul style="list-style-type: none"> <li>◆ Field is added: <a href="#">Lot Multiplier</a></li> <li>◆ Fields description is updated: <a href="#">Trading Unit</a> and Strike Price Decimals Ratio</li> </ul> </li> <li>■ In <a href="#">Outright Standing Data (1014)</a>: <ul style="list-style-type: none"> <li>◆ Fields are added: <a href="#">Lot Multiplier</a> and <a href="#">Expiration Date</a></li> <li>◆ Field description is updated: Trading Unit</li> </ul> </li> <li>■ In <a href="#">Automated Market Reference (AMR)</a>: New logic for AMR computation</li> <li>■ In <a href="#">Market Data Channels</a>: Addition of MDG Set of Channels IDs for Italy</li> </ul>  |

| VERSION NO. | DATE        | AUTHOR | CHANGE DESCRIPTION   |
|-------------|-------------|--------|--|
|             |             |        | <ul style="list-style-type: none"> <li>■ In <a href="#">Market Status Change (1005)</a>: Example is updated with the combination Trading Period = Closing in Continuous Phase</li> <li>■ In <a href="#">Field Description</a>: <ul style="list-style-type: none"> <li>◆ Fields are added: <a href="#">Lot Multiplier</a>, <a href="#">Expiration Date</a>,</li> <li>◆ Values are added for field <a href="#">Exchange Code</a>: Italian exchange codes (E, I and U)</li> <li>◆ Description is updated for field MIC, Trading Unit and Strike Price Decimals Ratio</li> </ul> </li> </ul>   |
| 5.28.1      | 15 Sep 2023 | WMA    | <p>The following changes have been made to this version of the document:</p> <ul style="list-style-type: none"> <li>■ In <a href="#">Market Update (1001)</a>: <ul style="list-style-type: none"> <li>◆ <i>Market Data Update Type</i> '104' (Issuing or Tender Offer Trade) is sent in FBOU and FBMU channels for Fixed Income segment</li> </ul> </li> </ul>   |
| 5.29.0      | 23 Oct 2023 | WMA    | <p>Introduction of SBE 329.</p> <p>The following changes have been made to this version of the document:</p> <ul style="list-style-type: none"> <li>■ In <a href="#">Real Time Channels for Equities Derivatives, Indices Derivatives, Commodities, Warrants and Certificates</a>: Added a clarification on 1Gbps channel which is compressed and conflated for Derivatives Segments (Warrants and Certificates is excluded)</li> <li>■ In <a href="#">Standing Data (1007)</a>: InstrumentUnitExpression in main section was deprecated, InstrumentUnitExpression in EMMPatternRep section should be used instead.</li> <li>■ In <a href="#">Market Update (1001)</a>: <ul style="list-style-type: none"> <li>- "106" (FLIP Spread) and "107" (FLIP Reference Price) are sent on Derivatives Segments</li> <li>- "101" (High Order Price Control Collar) and "102" (Low Order Price Control Collar) are sent on Warrants &amp; Certificates.</li> </ul> </li> <li>■ In <a href="#">Market Status Change (1005)</a>: Message is sent for Reservation due to Static Collars or for Reservation due to Future Limit Interruption Protection (FLIP).</li> <li>■ In <a href="#">Statistics (1009)</a>: Added clarification on column "Val." for Valuation Price.</li> <li>■ In <a href="#">Field Description</a>: <ul style="list-style-type: none"> <li>◆ Value added in <a href="#">InstrumentState</a> field: "21" (Reserved Future Limit Interruption Protection)</li> </ul> </li> </ul> |
| 5.31.0      | 1 Dec 2023  | NTDP   | <p>The following changes have been made to this version of the document:</p> <ul style="list-style-type: none"> <li>■ In <a href="#">Market Update (1001)</a> – update the Execution Summary subsection to detail that Dark trades are not included in the Execution Summary message</li> <li>■ In <a href="#">Standing Data (1007)</a> – DarkMinimumQuantity field in main section was deprecated</li> </ul>  |

| VERSION NO. | DATE        | AUTHOR                      | CHANGE DESCRIPTION  |
|-------------|-------------|-----------------------------|---|
|             |             |                             | <ul style="list-style-type: none"> <li>In <a href="#">Field Description</a>: <ul style="list-style-type: none"> <li>Field “<a href="#">Dark Minimum Quantity</a>” was deprecated – not expected any longer nor applicable for the Dark functionality</li> </ul> </li> </ul>   |
| 5.33.0      | 26 Feb 2024 | WMA                         | <p>The following changes have been made to this version of the document:</p> <ul style="list-style-type: none"> <li>Removal of Optiq Segment 15 (Forex) which is not applicable anymore.</li> <li>Removal of “unshaped” channels. Only “shaped” channels are applicable.</li> <li>In <a href="#">Automated Market Reference (AMR)</a> – addition of Special AMR used for instrument with more than 4 strike price decimals; removal of reference to old AMR which is not used anymore.</li> <li>In <a href="#">Market Update (1001)</a> – table updated (static collars applied for Derivatives segments; RFC queued not allowed).</li> <li>In <a href="#">Market Status Change (1005)</a>: Random Uncrossing added as part of possible value on Derivatives</li> <li>In <a href="#">Statistics (1009)</a>: Stats Update Type 18 is not sent on Derivatives markets</li> <li>In <a href="#">Field Description</a>: <ul style="list-style-type: none"> <li>Field <a href="#">InstrumentState</a>: value ‘22’ (Suspended Waiting for Market Operations) is added</li> <li>Field <a href="#">StatusReason</a>: value ‘25’ (Due to Main Market) is added</li> </ul> </li> </ul>   |
| 5.35.0      | 22 Apr 2024 | MME –<br>MPE – NCH<br>- WMA | <p>The following changes have been made to this version of the document:</p> <ul style="list-style-type: none"> <li>In <a href="#">Glossary</a> – added a mapping table between ESMA &amp; Euronext fields name.</li> <li>In <a href="#">Market Data Channels</a>, addition of “31” set of channels in Funds segment for Best of Book</li> <li>In <a href="#">Automated Market Reference (AMR)</a>: addition of the AMR composition for the strategies. Clarification added for AMR computation.</li> <li>In <a href="#">Full Trade Information (1004)</a>: <ul style="list-style-type: none"> <li>Added fields: <i>Missing Price, MMT Pre-Trade Transparency Waiver Related to Size and Scale, MMT Portfolio Transaction Indicator, MMT Contingent Transaction Indicator, MMT Publication Mode Illiquid and MMT Publication Mode Size Specific.</i></li> <li>Deprecated field: <i>MMT Duplicative Indicator.</i></li> <li>Updated definition for fields: <i>MMT Market Mechanism, MMT Trading Mode, MMT Negotiation Indicator, MMT Contribution to Price, MMT Publication Mode, MiFID Qty in Measurement Unit Notation, MMT Transaction Category, MMT Agency Cross Trade Indicator, MMT Modification Indicator, MMT Benchmark Indicator, MMT Special Dividend</i></li> </ul> </li> </ul> |

| VERSION NO. | DATE        | AUTHOR    | CHANGE DESCRIPTION   |
|-------------|-------------|-----------|--|
|             |             |           | <p>Indicator, MMT Algorithmic Indicator, MMT Off Book Automated Indicator, MMT Post Trade Deferral and MiFID Price.</p> <ul style="list-style-type: none"> <li>■ In <a href="#">Field Description</a>: <ul style="list-style-type: none"> <li>- Added fields <a href="#">Missing Price</a>, <a href="#">MMT Pre-Trade Transparency Waiver Related to Size and Scale</a>, <a href="#">MMT Portfolio Transaction Indicator</a>, <a href="#">MMT Contingent Transaction Indicator</a>, <a href="#">MMT Publication Mode Illiquid</a> and <a href="#">MMT Publication Mode Size Specific</a>.</li> <li>- Field <a href="#">MMTMarketMechanism</a>: values '8' (Hybrid System) and '9' (Any Other, Excluding Hybrid) are added</li> <li>- Field <a href="#">MMTTradingMode</a>: value 'P' (On Demand Auction (Frequent Batched Auction)) is added</li> <li>- Field <a href="#">MMTNegotiationIndicator</a>: value 'SIZE' (Pre-Trade Transparency Waiver for above standard market size on an SI) is removed</li> <li>- Field <a href="#">MMTContributiontoPrice</a>: value 'TNCP (Trade not Contributing to the Price Discovery Process)' is removed, values 'PDNG' (Price is Currently Not Available but Pending) and 'NOAP' (Price Is Not Applicable) are added</li> <li>- Field <a href="#">MMTPublicationMode</a>: values 'ILQD (Non-Immediate Publication: Deferral for "Illiquid Instrument")' and 'SIZE' (Non-Immediate Publication: Deferral for "Size Specific") are removed</li> <li>- Field <a href="#">MiFIDQtyinMeasurementUnitNotation</a>: values 'TONE' (metric tonnes), 'MWHO' (megawatt hours), 'MBTU' (one million British thermal unit), 'THMS' (Therms) and 'DAYS' (days) are added</li> <li>- Field <a href="#">MiFIDPrice</a>: value 'PDNG' (Price is Currently Not Available but Pending) is removed</li> </ul> </li> </ul> |
| 5.36.0      | 27 May 2024 | NPE – WMA | <p>The following changes have been made to this version of the document:</p> <ul style="list-style-type: none"> <li>■ In <a href="#">Field Description</a>: <ul style="list-style-type: none"> <li>- Field <a href="#">Pricing Algorithm</a>: Value "3" (Standard with Negative Prices) is added</li> <li>- Field <a href="#">Instrument State</a>: Unused values are removed</li> </ul> </li> </ul>   |
| 5.38.0      | 19 Aug 2024 | WMA       | <p>The following changes have been made to this version of the document:</p> <ul style="list-style-type: none"> <li>■ In <a href="#">Full Trade Information (1004)</a>: <ul style="list-style-type: none"> <li>- Typo on field MIFID Qty in Measurement Unit Notation: the length is still 25 (no changes).</li> </ul> </li> </ul>   |
| 5.351.0     | 28 Oct 2024 | WMA - MPE | <p>The following changes have been made to this version of the document:</p> <ul style="list-style-type: none"> <li>■ In <a href="#">Contract Standing Data (1013)</a>: <ul style="list-style-type: none"> <li>- <a href="#">MIFIDIILiquidFlag</a> field is deprecated</li> </ul> </li> </ul>  |

| VERSION NO. | DATE         | AUTHOR    | CHANGE DESCRIPTION  |
|-------------|--------------|-----------|---|
| 5.351.1     | 28 Nov 2024  | WMA       | The following changes have been made to this version of the document: <ul style="list-style-type: none"> <li>In <a href="#">Field Description</a>: <ul style="list-style-type: none"> <li><a href="#">MIC</a> field: value 'XACD' is added</li> </ul> </li> </ul>   |
| 5.351.2     | 9 Dec 2024   | WMA       | The following changes have been made to this version of the document: <ul style="list-style-type: none"> <li>In <a href="#">Field Description</a>: <ul style="list-style-type: none"> <li><a href="#">Instrument Unit Expression</a>: value "6" (Percentage of Par Value) is added</li> <li><a href="#">MiFID Notional Amount</a>: description updated</li> <li><a href="#">Underlying Subtype</a>: value "26" (Bonds Basket) is added</li> <li><a href="#">Exchange Code</a>: value "T" (Milan Interest Rate Derivatives) is added</li> </ul> </li> </ul>  |
| 5.352.0     | 13 Dec 2024  | NTDP      | The following changes have been made to this version of the document: <ul style="list-style-type: none"> <li>In <a href="#">Field Description</a>: <ul style="list-style-type: none"> <li><a href="#">Strategy Code</a>: value "T" (ICS one sided combination same expiry) and "U" (ICS two sided combination same expiry) were added</li> <li><a href="#">Strategy Authorized</a>: value '48' (ICS one sided combination same expiry) and '49' (ICS two sided combination same expiry)</li> </ul> </li> </ul>  |
| 5.353.0     | 15 Jan. 2025 | MME       | The following changes have been made to this version of the document: <ul style="list-style-type: none"> <li>In <a href="#">Market Data Channels</a>: <ul style="list-style-type: none"> <li>Added new possible MDG Channel - 38</li> </ul> </li> <li>In <a href="#">Field Description</a>: <ul style="list-style-type: none"> <li>Added field <a href="#">Post Trade Deferral Flags</a>.</li> <li><a href="#">MIC</a>: changed field's definition.</li> <li><a href="#">MiFID Emission Allowance Type</a>: deprecated from Full Trade Information (1004) message.</li> <li><a href="#">Expiry Cycle Type</a>: added possible values: Quarterly, Half Yearly, Yearly.</li> <li>Trade Type: correction.</li> </ul> </li> <li>In <a href="#">Full Trade Information (1004)</a>: <ul style="list-style-type: none"> <li>Added fields <a href="#">MIC</a> and <a href="#">Post Trade Deferral Flags</a>.</li> <li>Removed <a href="#">MiFID Emission Allowance Type</a> field.</li> </ul> </li> </ul> |
| 5.354.0     | 19 Feb. 2025 | MPE - MRO | The following changes have been made to this version of the document: <ul style="list-style-type: none"> <li>Section <a href="#">Field Description</a>: <ul style="list-style-type: none"> <li>Field <a href="#">Strategy Code</a> – added new value: 'I – Ratio Inter Contract Spread'</li> <li>Field <a href="#">Strategy Authorized</a> – added new value: '50 – Ratio Inter Contract Spread'</li> <li>Field <a href="#">MIC</a> – added new values: XAMC, XPMC</li> </ul> </li> </ul>   |



| VERSION NO. | DATE         | AUTHOR | CHANGE DESCRIPTION  |
|-------------|--------------|--------|---|
| 5.355.0     | 23 Apr. 2025 | MRO    | <p>The following changes have been made to this version of the document:</p> <ul style="list-style-type: none"> <li>■ Section <a href="#">Field Description</a>: <ul style="list-style-type: none"> <li>– Field <a href="#">Packet Sequence Number</a> – updated Description</li> </ul> </li> <li>■ Section 7.2 Referential Messages: <ul style="list-style-type: none"> <li>– Removed message <a href="#">APA Standing Data (1027)</a></li> </ul> </li> <li>■ Section <a href="#">7.3 Application Messages</a>: <ul style="list-style-type: none"> <li>– Removed message <a href="#">APA Quotes (1026)</a></li> <li>– Removed message <a href="#">APA Full Trade Information (1028)</a></li> </ul> </li> <li>■ Section <a href="#">Field Description</a>: <ul style="list-style-type: none"> <li>- Removed fields, only included in MDG messages for APA/ARM: <ul style="list-style-type: none"> <li><a href="#">APA Origin</a></li> <li><a href="#">Efficient MMT Agency Cross Trade Indicator</a></li> <li><a href="#">Efficient MMT Benchmark Indicator</a></li> <li><a href="#">Efficient MMT Contribution to Price</a></li> <li><a href="#">Efficient MMT Duplicative Indicator</a></li> <li><a href="#">Efficient MMT Market Mechanism</a></li> <li><a href="#">Efficient MMT Modification Indicator</a></li> <li><a href="#">Efficient MMT Negotiation Indicator</a></li> <li><a href="#">Efficient MMT Off Book Automated Indicator</a></li> <li><a href="#">Efficient MMT Post Trade Deferral</a></li> <li><a href="#">Efficient MMT Publication Mode</a></li> <li><a href="#">Efficient MMT Special Dividend Indicator</a></li> <li><a href="#">Efficient MMT Trading Mode</a></li> <li><a href="#">Efficient MMT Transaction Category</a></li> <li><a href="#">LEI Code</a></li> <li><a href="#">Long Trade Reference</a></li> <li><a href="#">MiFID Emission Allowance Type</a></li> <li><a href="#">Option Type</a></li> <li><a href="#">Quote Update Type</a></li> <li><a href="#">Underlying Index Term</a></li> </ul> </li> <li>- Removed references to messages <a href="#">APA Standing Data (1027)</a>, <a href="#">APA Quotes (1026)</a>, <a href="#">APA Full Trade Information (1028)</a> from Field Descriptions</li> <li>- In field <a href="#">Instrument State</a>, added value "23 – Trading Ended</li> <li>- In field <a href="#">Scheduled Event</a>, added value "17 – End of Trading"</li> </ul> </li> <li>■ Section 2.1.3 <a href="#">Market Data Messages per Channel</a>: <ul style="list-style-type: none"> <li>– Removed channels: <a href="#">Real Time Channels for APA</a>, <a href="#">Snapshot Channels for APA</a></li> </ul> </li> <li>■ Section 3.10 <a href="#">Production Timetable</a>: <ul style="list-style-type: none"> <li>- Removed timetable: <a href="#">Euronext APA and Euronext Synapse Facilities</a></li> </ul> </li> </ul> |



| VERSION NO. | DATE          | AUTHOR                 | CHANGE DESCRIPTION  |
|-------------|---------------|------------------------|---|
| 5.356.0     | 28 May 2025   | MPE - MKO              | <p>The following changes have been made to this version of the document:</p> <ul style="list-style-type: none"> <li>■ Section <a href="#">Field Description</a>: <ul style="list-style-type: none"> <li>- Field <a href="#">Strategy Code</a> – added new values: '1 - Call Spread versus Put Or Put Spread versus Call' and '2 - Ratio Spread Option'</li> <li>- Field <a href="#">Strategy Authorized</a> – added new values: '51 - Call Spread versus Put Or Put Spread versus Call' and '52 - Ratio Spread Option'</li> <li>- Field <a href="#">Scheduled Event</a> – added new values: '18 - Order Entry/Cancel/Modify Enabled', '19 - Order Entry/Cancel/Modify Disabled' and '20 - Order Cancel Only'</li> </ul> </li> <li>■ Section <a href="#">Market Data Channels</a>: <ul style="list-style-type: none"> <li>- Removal of <a href="#">[ETFP]</a> MIC from "MDG Set Of Channels ID" = 39</li> <li>- Addition of <a href="#">[ETFP]</a> MIC to "MDG Set Of Channels ID" = 1</li> </ul> </li> <li>■ Section <a href="#">Market Status Change (1005)</a>: <ul style="list-style-type: none"> <li>- Adding note in parentheses on possible unscheduled market status change</li> </ul> </li> </ul> |
| 5.356.1     | 23 Jun. 2025  | ITMS - MRO             | <p>The following changes have been made to this version of the document:</p> <ul style="list-style-type: none"> <li>■ Section <a href="#">Field Description</a>: <ul style="list-style-type: none"> <li>- Field <a href="#">Packet Sequence Number</a> – aligned max value in overflow scenario Description</li> </ul> </li> </ul>  |
| 5.357.0     | 20 Aug. 2025  | ITMS - MR              | <p>The following changes have been made to this version of the document:</p> <ul style="list-style-type: none"> <li>■ Section <a href="#">Field Description</a>: <ul style="list-style-type: none"> <li>- Field <a href="#">MIC</a>, values listed in alphabetical order</li> </ul> </li> </ul>   |
| 5.357.1     | 16 Sept. 2025 | ITMS - MR              | <p>The following changes have been made to this version of the document:</p> <ul style="list-style-type: none"> <li>■ Section Production Timetable, updated time for Indices Files</li> </ul>   |
| 5.358.0     | 26 Sept. 2025 | ITMS – MPE – AAM - NPE | <p>The following changes have been made to this version of the document:</p> <ul style="list-style-type: none"> <li>■ Section <a href="#">Order Update (1002)</a>: <ul style="list-style-type: none"> <li>- Mention that the message is not sent for AVD Orders submission</li> </ul> </li> <li>■ Section <a href="#">Field Description</a> <ul style="list-style-type: none"> <li>- <a href="#">Trade Type</a>: add new values : 105 - AVD Trade; '106 - Strategy Leg Conventional Trade - Provisional price';</li> <li>- <a href="#">MIC</a>: Added new value: 'XECO' (EURONEXT OTHER COMMODITY DERIV);</li> <li>- <a href="#">Pricing Algorithm</a>: add new value '4 - Trading At Settlement',</li> <li>- <a href="#">Market Data Update Type</a>: Add new values: 20 – AVD Trade, '108 Strategy Leg Conventional Trade - Provisional price',</li> <li>- <a href="#">Contract Trading Type</a>: specified value '0 - Not Applicable'</li> </ul> </li> </ul>   |

| VERSION NO. | DATE         | AUTHOR                             | CHANGE DESCRIPTION  |
|-------------|--------------|------------------------------------|---|
|             |              |                                    | <ul style="list-style-type: none"> <li>- <a href="#">Exchange Code</a>: Add new value: V - Euronext Amsterdam - Other Commodities;</li> </ul>   |
| 5.358.1     | 14 Oct. 2025 | ITMS - MR                          | <p>The following changes have been made to this version of the document:</p> <ul style="list-style-type: none"> <li>■ Section <a href="#">Field Description</a>: <ul style="list-style-type: none"> <li>- Field <a href="#">Order Type</a>: added value '14 - Auction Volume Discovery'</li> </ul> </li> </ul>  |
| 6.361.0     | 29 Oct. 2025 | ITMS – MME<br>– MPE –<br>MKO - MME | <p>The following changes have been made to this version of the document:</p> <ul style="list-style-type: none"> <li>■ Section <a href="#">Field Description</a>: <ul style="list-style-type: none"> <li>- <a href="#">Trade Type</a>: add new values: '107 - Block Standard Trade', '108 - Block NFC Auction Trade' and '109 - Block Historical Trade'</li> <li>- <a href="#">MarketDataPriceType</a>: add new values: '41 - Life Time Contract Lowest Price' and '42 - Life Time Contract Highest Price'</li> <li>- <a href="#">MarketDataUpdateType</a>: add new values: '109 - Block Standard Trade', '110 - Block NFC Auction Trade', '111 - Block Historical Trade' (not disseminated).</li> <li>- <a href="#">Post Trade Deferral Flags</a>: add new value: 'VIF5 - Very Large Illiquid Flag', amended value from 'VLF5 - Very Large Flag' to 'VLF5 - Very Large Liquid Flag'</li> <li>- <a href="#">Tradetype</a> : removed 'future use' from value '106 - Strategy Leg Conventional Trade - Provisional Price'<a href="#">Pricing Algorithm</a>: removed 'future use' from value '4 - Trading At Settlement',</li> <li>- <a href="#">StatsUpdateType</a>: added new values '24 - Lifetime Contract Low' and '25 - Lifetime Contract High'</li> <li>- <a href="#">Market Data Update Type</a>: removed 'future use' from value '108 - Strategy Leg Conventional Trade - Provisional price';</li> <li>- <a href="#">Order Type</a>: value '11 - Market On close (MOC)', specified 'for future use'.</li> </ul> </li> <li>■ Section <a href="#">Market Data Channels</a>: added channel 46 for Equity IPO France; specified channels 40 for Fixed Income Italy (MOT/extraMOT), 41 for Warrants and Certificates Italy (SEDEX), 42 for Fixed Income ETLX (Bond-X), 43 for Warrants and Certificates ETLX (Cert-X) and 44 for Equities ETLX.</li> <li>■ Section <a href="#">Market Update (1001)</a>, added Market Data Update Type values: '109 - Block Standard Trade', '110 - Block NFC Auction Trade'.</li> <li>■ Section <a href="#">Price Update (1003)</a>, added MarketDataPriceType values: '41 - Life Time Contract Lowest Price' and '42 - Life Time Contract Highest Price'</li> </ul> |
| 6.362.0     | 03 Dec. 2025 | ITMS - MPE                         | <p>The following changes have been made to this version of the document:</p>  |

| VERSION NO.             | DATE                        | AUTHOR                   | CHANGE DESCRIPTION   |
|-------------------------|-----------------------------|--------------------------|--|
|                         |                             |                          | <ul style="list-style-type: none"> <li>■ <a href="#">Section 7.3.5</a> FullTradeInformation(1004): added mappings into Mifid 4-chars values for 'MMT Market Mechanism', 'MMT Trading Mode' and 'MMT Publication Mode'</li> </ul>   |
| <a href="#">6.362.1</a> | <a href="#">14 Jan 2026</a> | <a href="#">ITMS-NPE</a> | <p><a href="#">The following changes have been made to this version of the document:</a></p> <ul style="list-style-type: none"> <li>■ <a href="#">Section 1.4 Access to Market Data: channels 4, 41, and 43 within the Warrants 1Gb data pack on MDG are compressed.</a></li> <li>■ <a href="#">Section 2.1.3.3 Real Time Channels for Equities Derivatives, Indices Derivatives, Commodities, Warrants and Certificates: channels 4, 41, and 43 within the Warrants 1Gb data pack on MDG are compressed;</a></li> </ul> |